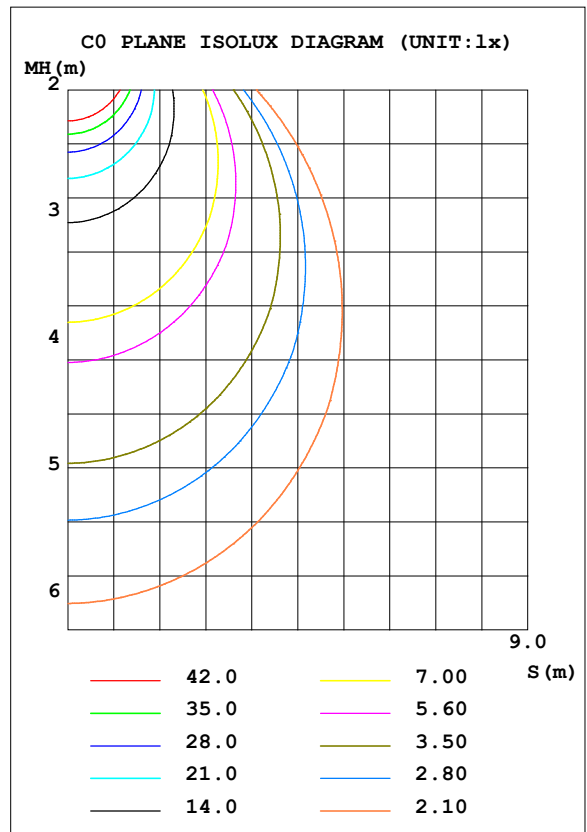
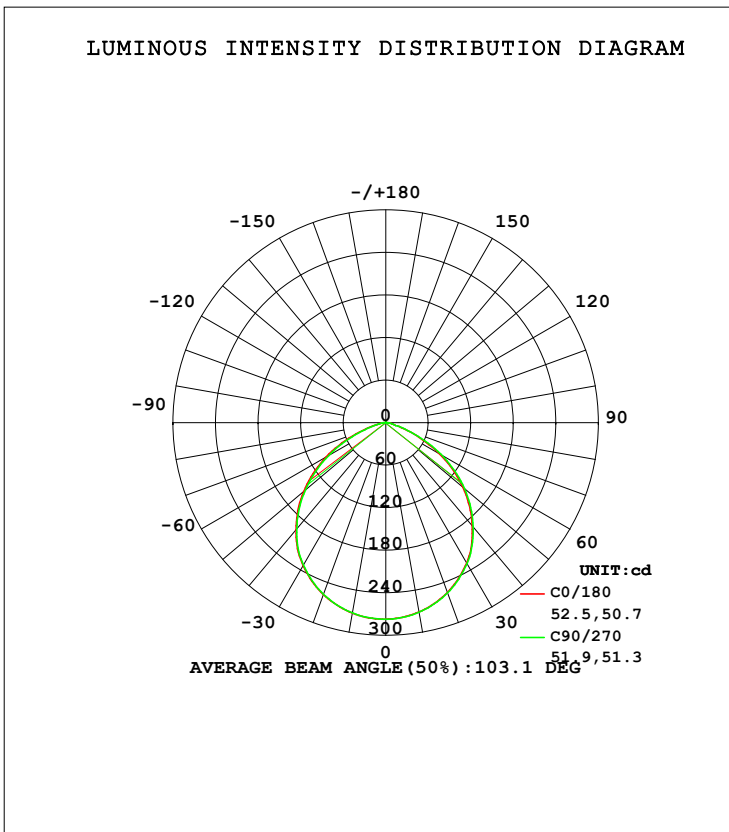


LUMINAIRE PHOTOMETRIC TEST REPORT

Test:U:120.0V I:0.0747A P:8.963W PF:0.9994 Freq:60.01Hz Lamp Flux:686.492x1 lm		
NAME: ASD-LDLRK-1BS-4D930-WH	TYPE:	WEIGHT:
SPEC.:	DIM.:	SERIAL No.:
MFR.:ASD Lighting Corp.	SUR.:	Shielding Angle:

DATA OF LAMP		PHOTOMETRIC DATA Eff: 76.59 lm/W			
MODEL	ASD-LDLRK-1BS-4D930-WH	I _{max} (cd)	277.3	S/MH (C0/180)	1.25
NOMINAL POWER (W)	9	LOR (%)	100.0	S/MH (C90/270)	1.24
RATED VOLTAGE (V)	120	TOTAL FLUX (lm)	686.49	η UP, DN (C0-180)	0.0, 49.4
NOMINAL FLUX (lm)	686.492	CIE CLASS	DIRECT	η UP, DN (C180-360)	0.0, 50.6
LAMPS INSIDE	1	η up (%)	0.0	CIBSE SHR NOM	1.25
TEST VOLTAGE (V)	120.0	η down (%)	100.0	CIBSE SHR MAX	1.35



C Range: 0 - 360DEG
 C Interval: 22.5DEG
 Test Speed: HIGH
 Temperature: 0.0DEG
 Operators: DAMIN
 Test Date: 30 June 2018

γ Range: 0 - 180DEG
 γ Interval: 1.0DEG
 Test System: EVERFINE GO-R5000_V2 SYSTEM V2.0.353
 Humidity: 0.0%
 Test Distance: 1.861m [K=1.0000]
 Remarks:

ZONAL FLUX DIAGRAM

ZONAL FLUX DIAGRAM:

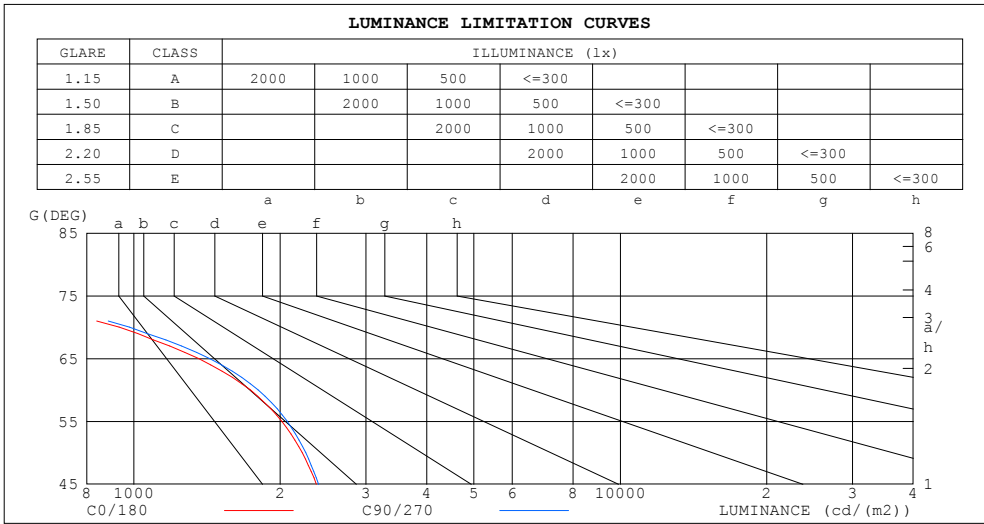
γ	C0	C45	C90	C135	C180	C225	C270	C315	γ	Φ zone	Φ total	%lum, lamp
10	271.0	270.9	271.4	272.0	272.7	272.8	272.5	271.9	0- 10	26.21	26.21	3.82,3.82
20	254.7	254.8	255.4	256.8	258.0	258.3	257.5	256.5	10- 20	74.88	101.1	14.7,14.7
30	228.3	229.5	229.4	232.2	233.1	234.4	232.2	231.8	20- 30	112.9	213.9	31.2,31.2
40	190.0	195.9	191.9	199.2	197.0	201.9	195.3	198.6	30- 40	134.4	348.4	50.7,50.7
50	142.2	150.4	145.1	155.2	151.2	158.5	148.3	153.9	40- 50	134.5	482.8	70.3,70.3
60	86.46	96.65	90.19	102.9	97.75	106.0	93.22	100.3	50- 60	111.3	594.2	86.5,86.5
70	31.80	38.01	33.53	44.93	39.95	47.75	36.63	41.89	60- 70	67.13	661.3	96.3,96.3
80	7.460	7.154	7.269	8.316	9.052	9.574	8.375	8.326	70- 80	21.14	682.4	99.4,99.4
90	0.0003	0	0.0009	0.0060	0.2244	0.3298	0.1645	0	80- 90	3.848	686.3	100,100
100	0.2016	0.0018	0	0.0038	0.2493	0.0054	0	0	90-100	0.0277	686.3	100,100
110	0.0872	0.0339	0	0.0420	0.1008	0.0459	0	0.0306	100-110	0.0566	686.4	100,100
120	0.0608	0.0539	0.0054	0.0456	0.0518	0.0380	0.0005	0.0380	110-120	0.0375	686.4	100,100
130	0.0489	0.0567	0.0215	0.0390	0.0383	0.0430	0.0141	0.0510	120-130	0.0311	686.4	100,100
140	0.0495	0.0323	0.0304	0.0155	0.0318	0.0110	0.0238	0.0290	130-140	0.0289	686.5	100,100
150	0.0340	0.0127	0.0298	0.0211	0.0163	0.0271	0.0033	0.0259	140-150	0.0176	686.5	100,100
160	0.0335	0.0078	0.0089	0.0102	0.0257	0.0368	0.0256	0.0505	150-160	0.0103	686.5	100,100
170	0.0324	0.0216	0.0143	0.0083	0.0121	0.0144	0.0287	0.0385	160-170	0.0070	686.5	100,100
180	0	0	0	0	0	0	0	0	170-180	0.0015	686.5	100,100
DEG	LUMINOUS INTENSITY:cd									UNIT:lm		

C Range: 0 - 360DEG
 C Interval: 22.5DEG
 Test Speed: HIGH
 Temperature: 0.0DEG
 Operators:DAMIN
 Test Date:30 June 2018

γ Range: 0 - 180DEG
 γ Interval: 1.0DEG
 γ Test System:EVERFINE GO-R5000_V2 SYSTEM V2.0.353
 Humidity: 0.0%
 Test Distance:1.861m [K=1.0000]
 Remarks:

LUMINANCE LIMITATION CURVES

Test:U:120.0V I:0.0747A P:8.963W PF:0.9994 Freq:60.01Hz Lamp Flux:686.492x1 lm		
NAME:ASD-LDLRK-1BS-4D930-WH	TYPE:	WEIGHT:
SPEC.:	DIM.:	SERIAL No.:
MFR.: ASD Lighting Corp.	SUR.:	Shielding Angle:



LUMINANCE cd/(m2)		
G (DEG)	C0/180	C90/270
85	356	318
80	431	418
75	543	554
70	933	979
65	1359	1431
60	1735	1802
55	2015	2066
50	2220	2255
45	2374	2397

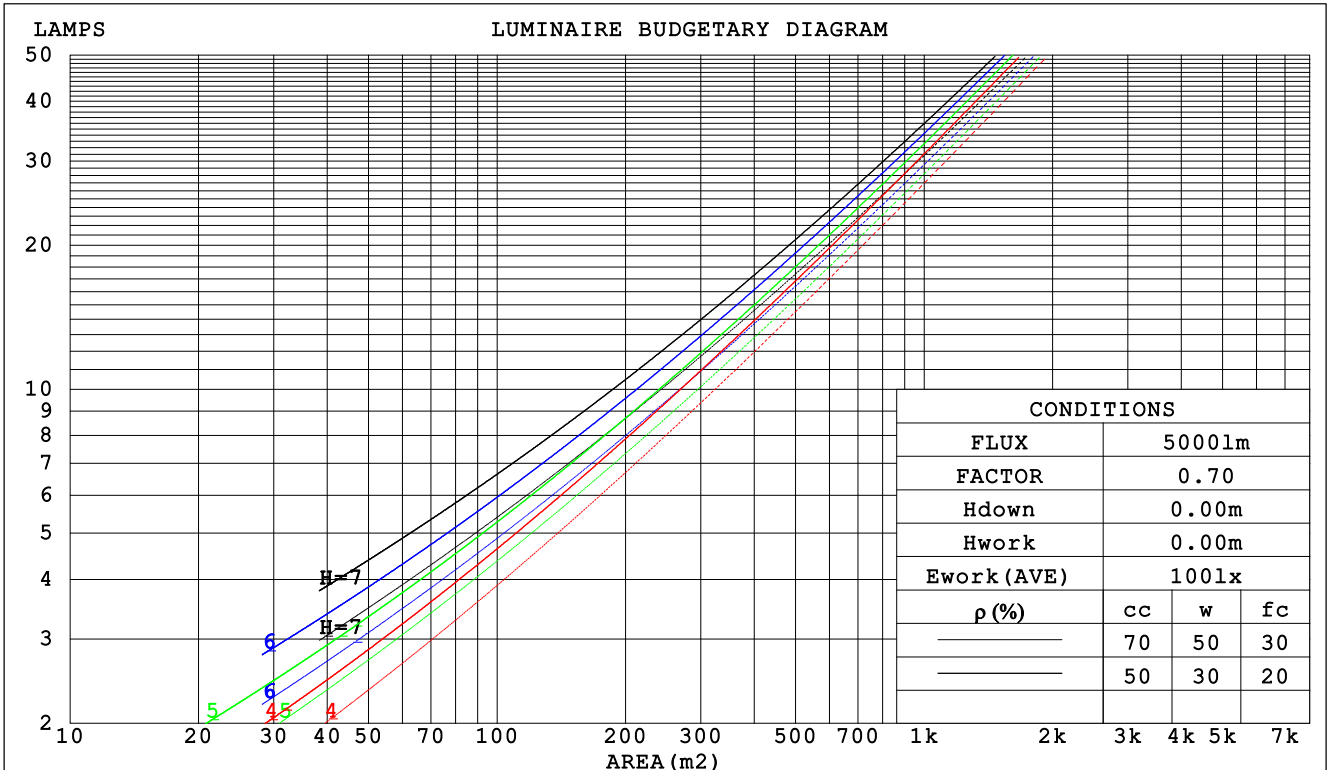
C Range: 0 - 360DEG
 C Interval: 22.5DEG
 Test Speed: HIGH
 Temperature: 0.0DEG
 Operators:DAMIN
 Test Date:30 June 2018

γ Range: 0 - 180DEG
 γ Interval: 1.0DEG
 Test System:EVERFINE GO-R5000_V2 SYSTEM V2.0.353
 Humidity: 0.0%
 Test Distance:1.861m [K=1.0000]
 Remarks:

CU AND LUMINAIRE BUDGETARY ESTIMATE DIAGRAM

Test:U:120.0V I:0.0747A P:8.963W PF:0.9994 Freq:60.01Hz Lamp Flux:686.492x1 lm		
NAME: ASD-LDLRK-1BS-4D930-WH	TYPE:	WEIGHT:
SPEC.:	DIM.:	SERIAL No.:
MFR.: ASD Lighting Corp.	SUR.:	Shielding Angle:

ρcc	80%			70%			50%			30%			10%			0
ρw	50%	30%	10%	50%	30%	10%	50%	30%	10%	50%	30%	10%	50%	30%	10%	0
ρfc	20%			20%			20%			20%			20%			0
RCR	RCR:Room Cavity Ratio						Coefficients of Utilization(CU)									
0.0	1.19	1.19	1.19	1.16	1.16	1.16	1.11	1.11	1.11	1.06	1.06	1.06	1.02	1.02	1.02	.00
1.0	1.06	1.02	.99	1.04	1.00	.97	.90	.97	.94	.96	.93	.91	.92	.90	.89	.87
2.0	.94	.88	.82	.92	.86	.81	.88	.84	.79	.85	.81	.78	.82	.79	.76	.74
3.0	.83	.75	.69	.81	.74	.69	.79	.73	.68	.76	.71	.67	.73	.69	.65	.63
4.0	.74	.66	.59	.73	.65	.59	.70	.64	.58	.68	.62	.58	.66	.61	.57	.55
5.0	.66	.58	.52	.65	.57	.51	.63	.56	.51	.61	.55	.50	.59	.54	.50	.48
6.0	.60	.51	.45	.59	.51	.45	.57	.50	.45	.56	.49	.44	.54	.48	.44	.42
7.0	.54	.46	.40	.54	.46	.40	.52	.45	.40	.51	.44	.39	.49	.44	.39	.37
8.0	.50	.42	.36	.49	.41	.36	.48	.41	.36	.47	.40	.35	.45	.40	.35	.33
9.0	.46	.38	.32	.45	.38	.32	.44	.37	.32	.43	.37	.32	.42	.36	.32	.30
10.0	.42	.35	.29	.42	.34	.29	.41	.34	.29	.40	.34	.29	.39	.33	.29	.27



C Range: 0 - 360DEG
 C Interval: 22.5DEG
 Test Speed: HIGH
 Temperature: 0.0DEG
 Operators:DAMIN
 Test Date:30 June 2018

γ Range: 0 - 180DEG
 γ Interval: 1.0DEG
 Test System:EVERFINE GO-R5000_V2 SYSTEM V2.0.353
 Humidity: 0.0%
 Test Distance:1.861m [K=1.0000]
 Remarks:

WEC AND CCEC

Test:U:120.0V I:0.0747A P:8.963W PF:0.9994 Freq:60.01Hz Lamp Flux:686.492x1 lm		
NAME:ASD-LDLRK-1BS-4D930-WH	TYPE:	WEIGHT:
SPEC.:	DIM.:	SERIAL No.:
MFR.:ASD Lighting Corp.	SUR.:	Shielding Angle:

ρcc	80%			70%			50%			30%			10%			0
ρw	50%	30%	10%	50%	30%	10%	50%	30%	10%	50%	30%	10%	50%	30%	10%	0
ρfc	20%			20%			20%			20%			20%			0
RCR	RCR:Room Cavity Ratio						Wall Exitance Coefficients (WEC)									
0.0																
1.0	.269	.153	.048	.262	.149	.047	.249	.143	.046	.237	.136	.044	.226	.131	.042	
2.0	.261	.143	.044	.255	.140	.043	.243	.135	.042	.233	.131	.041	.223	.126	.040	
3.0	.247	.131	.039	.241	.129	.039	.231	.125	.038	.222	.122	.037	.213	.118	.037	
4.0	.231	.120	.035	.226	.119	.035	.218	.115	.034	.209	.112	.034	.202	.110	.033	
5.0	.216	.110	.032	.212	.109	.032	.204	.106	.031	.197	.104	.031	.190	.101	.030	
6.0	.202	.101	.029	.199	.100	.029	.192	.098	.029	.185	.096	.028	.179	.094	.028	
7.0	.190	.094	.027	.186	.093	.026	.180	.091	.026	.174	.089	.026	.169	.088	.026	
8.0	.178	.087	.024	.175	.086	.024	.170	.085	.024	.164	.083	.024	.159	.082	.024	
9.0	.168	.081	.023	.165	.080	.023	.160	.079	.022	.155	.078	.022	.151	.077	.022	
10.0	.158	.076	.021	.156	.075	.021	.151	.074	.021	.147	.073	.021	.143	.072	.021	

ρcc	80%			70%			50%			30%			10%			0
ρw	50%	30%	10%	50%	30%	10%	50%	30%	10%	50%	30%	10%	50%	30%	10%	0
ρfc	20%			20%			20%			20%			20%			0
RCR	RCR:Room Cavity Ratio						Ceiling Cavity Exitance Coefficients (CCEC)									
0.0	.191	.191	.191	.163	.163	.163	.111	.111	.111	.064	.064	.064	.020	.020	.020	
1.0	.178	.157	.138	.152	.135	.119	.104	.093	.082	.060	.054	.048	.019	.017	.015	
2.0	.168	.132	.102	.144	.114	.088	.099	.079	.061	.057	.046	.036	.018	.015	.012	
3.0	.160	.114	.078	.137	.099	.067	.094	.069	.047	.054	.040	.028	.018	.013	.009	
4.0	.153	.101	.061	.131	.087	.053	.090	.061	.037	.052	.036	.022	.017	.012	.007	
5.0	.146	.090	.050	.125	.078	.043	.086	.055	.030	.050	.032	.018	.016	.010	.006	
6.0	.139	.082	.041	.119	.071	.036	.082	.050	.025	.048	.029	.015	.015	.010	.005	
7.0	.132	.075	.035	.114	.065	.030	.079	.046	.021	.046	.027	.013	.015	.009	.004	
8.0	.126	.069	.030	.109	.060	.026	.075	.042	.018	.044	.025	.011	.014	.008	.004	
9.0	.120	.064	.026	.104	.056	.023	.072	.039	.016	.042	.023	.010	.014	.008	.003	
10.0	.115	.060	.023	.099	.052	.020	.069	.037	.014	.040	.022	.009	.013	.007	.003	

C Range: 0 - 360DEG
 C Interval: 22.5DEG
 Test Speed: HIGH
 Temperature: 0.0DEG
 Operators:DAMIN
 Test Date:30 June 2018

γ Range: 0 - 180DEG
 γ Interval: 1.0DEG
 Test System:EVERFINE GO-R5000_V2 SYSTEM V2.0.353
 Humidity: 0.0%
 Test Distance:1.861m [K=1.0000]
 Remarks:

UGR(Unified Glare Rating) Table

Test:U:120.0V I:0.0747A P:8.963W PF:0.9994 Freq:60.01Hz Lamp Flux:686.492x1 lm		
NAME: ASD-LDLRK-1BS-4D930-WH	TYPE:	WEIGHT:
SPEC.:	DIM.:	SERIAL No.:
MFR.:ASD Lighting Corp.	SUR.:	Shielding Angle:

ceiling/cavity	0.7	0.7	0.5	0.5	0.3	0.7	0.7	0.5	0.5	0.3
walls	0.5	0.3	0.5	0.3	0.3	0.5	0.3	0.5	0.3	0.3
working plane	0.2	0.2	0.2	0.2	0.2	0.2	0.2	0.2	0.2	0.2
Room dimensions	Viewed crosswise					Viewed endwise				
x = 2H y = 2H	15.1	16.6	15.4	16.8	17.0	15.3	16.7	15.5	16.9	17.1
3H	15.7	17.0	16.0	17.3	17.5	15.9	17.2	16.2	17.4	17.6
4H	15.7	17.0	16.1	17.2	17.5	15.9	17.1	16.2	17.4	17.6
6H	15.7	16.9	16.1	17.2	17.4	15.9	17.0	16.2	17.3	17.6
8H	15.7	16.8	16.0	17.1	17.4	15.8	17.0	16.2	17.2	17.5
12H	15.7	16.8	16.0	17.0	17.3	15.8	16.9	16.2	17.2	17.5
4H 2H	15.6	16.8	15.9	17.1	17.3	15.7	16.9	16.0	17.1	17.4
3H	16.2	17.3	16.6	17.6	17.9	16.3	17.4	16.7	17.7	18.0
4H	16.3	17.3	16.7	17.6	17.9	16.4	17.4	16.8	17.7	18.1
6H	16.3	17.2	16.7	17.5	17.9	16.4	17.3	16.8	17.6	18.0
8H	16.3	17.1	16.7	17.5	17.9	16.4	17.2	16.8	17.6	18.0
12H	16.3	17.0	16.7	17.4	17.8	16.4	17.1	16.8	17.5	17.9
8H 4H	16.3	17.1	16.7	17.5	17.8	16.4	17.2	16.8	17.6	18.0
6H	16.3	17.0	16.8	17.4	17.8	16.5	17.1	16.9	17.5	17.9
	16.4	16.9	16.8	17.4	17.8	16.5	17.0	16.9	17.5	17.9
	16.4	16.9	16.8	17.3	17.8	16.5	17.0	16.9	17.4	17.9
	16.3	17.0	16.7	17.4	17.8	16.4	17.1	16.8	17.5	17.9
	16.3	16.9	16.8	17.3	17.8	16.4	17.0	16.9	17.4	17.9
	16.4	16.8	16.8	17.3	17.8	16.5	16.9	16.9	17.4	17.9
Variations with the observer position at spacings:										
S = 1.0H	+ 0.4 / - 0.5					+ 0.4 / - 0.5				
1.2H	+ 0.3 / - 0.7					+ 0.3 / - 0.6				
2.0H	+ 0.6 / - 0.9					+ 0.6 / - 0.8				

12H 4H
 CIE Pub.117 Corrected 686.5 lm Total Lamp Luminous Flux. (8log(F/F0) = -1.3)
 6H

8H

C Range: 0 - 360DEG	γ Range: 0 - 180DEG
C Interval: 22.5DEG	γ Interval: 1.0DEG
Test Speed: HIGH	Test System:EVERFINE GO-R5000_V2 SYSTEM V2.0.353
Temperature: 0.0DEG	Humidity: 0.0%
Operators:DAMIN	Test Distance:1.861m [K=1.0000]
Test Date:30 June 2018	Remarks:

UTILIZATION FACTORS TABLE

Test:U:120.0V I:0.0747A P:8.963W PF:0.9994 Freq:60.01Hz Lamp Flux:686.492x1 lm		
NAME:ASD-LDLRK-1BS-4D930-WH	TYPE:	WEIGHT:
SPEC.:	DIM.:	SERIAL No.:
MFR.: ASD Lighting Corp.	SUR.:	Shielding Angle:

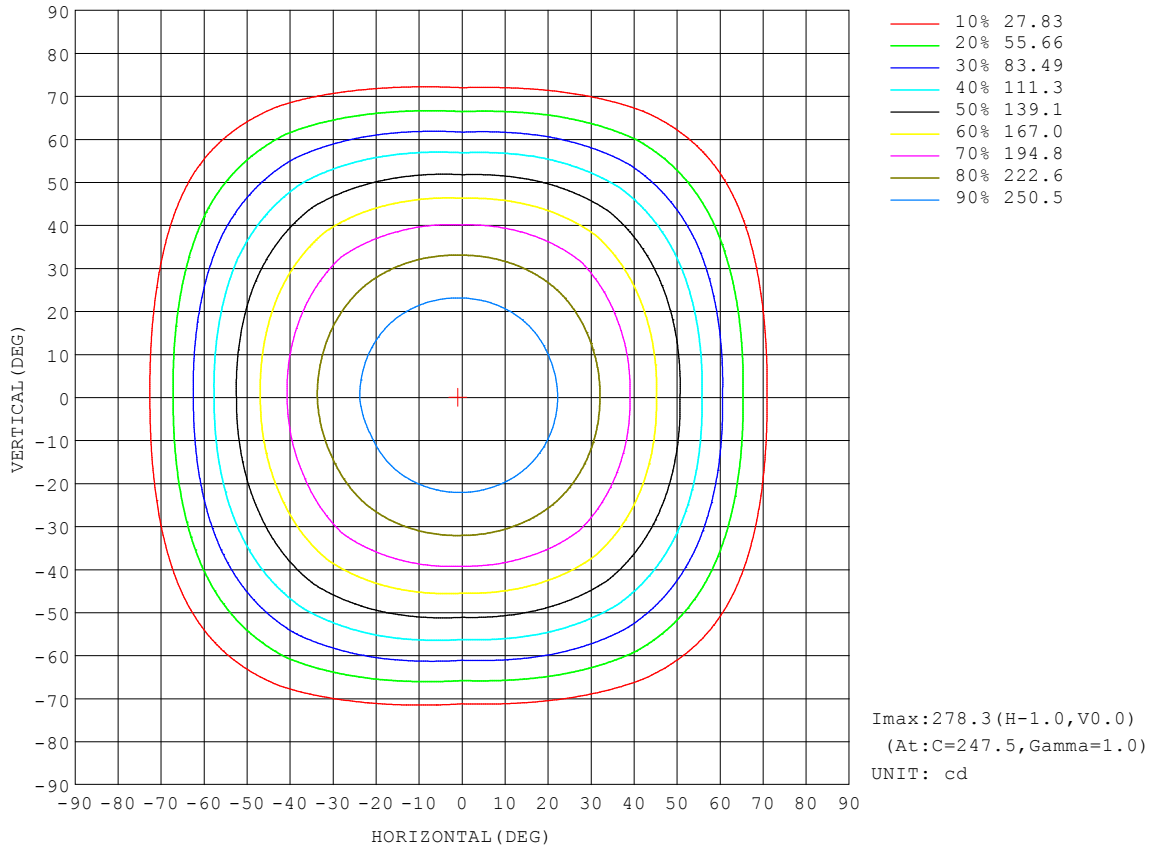
REFLECTANCE										
Ceiling	0.8	0.8	0.8	0.7	0.7	0.7	0.5	0.5	0.5	0
Walls	0.7	0.5	0.3	0.7	0.5	0.3	0.7	0.5	0.3	0
Working plane	0.2	0.2	0.2	0.2	0.2	0.2	0.2	0.2	0.2	0
ROOM INDEX	UTILIZATION FACTORS (PERCENT) $k(RI) \times RCR = 5$									
k = 0.60	61	50	43	60	49	43	59	49	43	36
0.80	71	60	53	70	60	53	68	59	53	46
1.00	80	70	63	79	69	63	76	70	62	55
1.25	87	77	71	85	77	70	83	75	70	63
1.50	92	83	76	90	82	76	87	80	75	68
2.00	98	91	85	96	89	84	93	87	83	75
2.50	102	95	89	100	93	88	96	91	87	79
3.00	105	99	94	103	97	93	99	94	91	83
4.00	108	103	99	106	101	98	102	98	95	87
5.00	110	106	102	108	104	101	103	100	98	89
ROOM INDEX	UF(total)									Direct
According to DIN EN 13032-2 2004			Suspended				SHRNOM = 1.25			

C Range: 0 - 360DEG
 C Interval: 22.5DEG
 Test Speed: HIGH
 Temperature: 0.0DEG
 Operators:DAMIN
 Test Date:30 June 2018

γ Range: 0 - 180DEG
 γ Interval: 1.0DEG
 Test System:EVERFINE GO-R5000_V2 SYSTEM V2.0.353
 Humidity: 0.0%
 Test Distance:1.861m [K=1.0000]
 Remarks:

ISOCANDELA DIAGRAM

Test:U:120.0V I:0.0747A P:8.963W PF:0.9994 Freq:60.01Hz Lamp Flux:686.492x1 lm		
NAME: ASD-LDLRK-1BS-4D930-WH	TYPE:	WEIGHT:
SPEC.:	DIM.:	SERIAL No.:
MFR.: ASD Lighting Corp.	SUR.:	Shielding Angle:

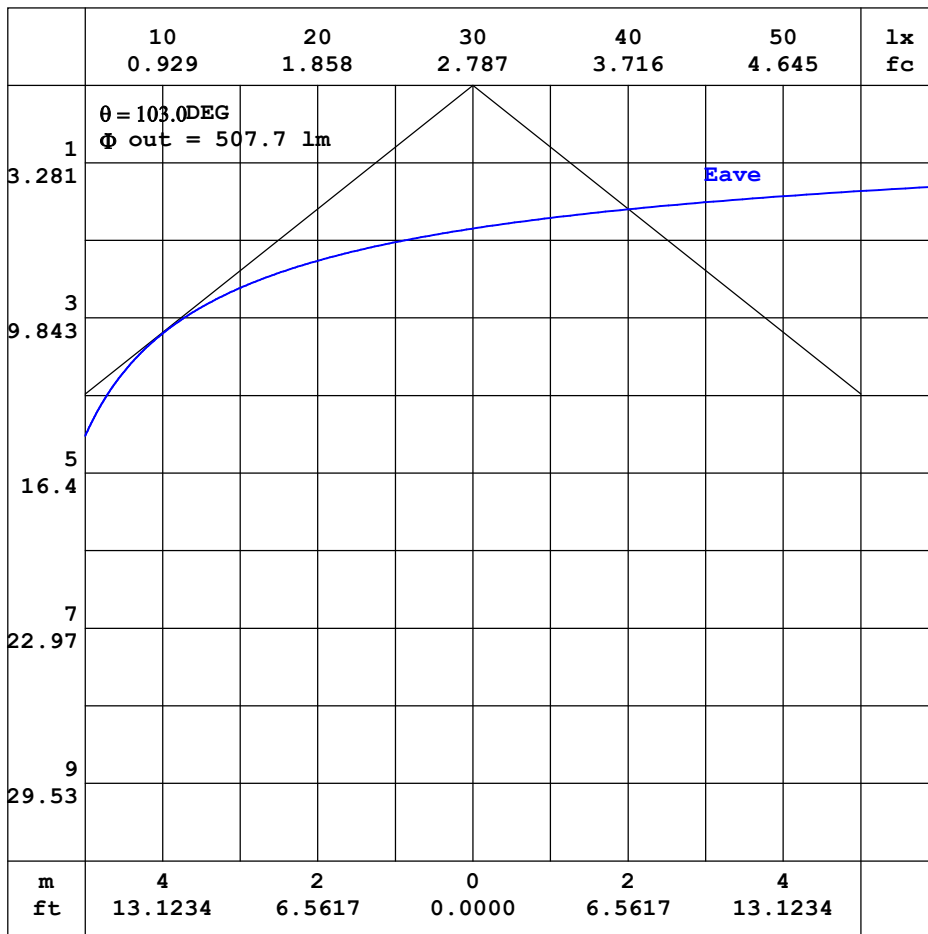


C Range: 0 - 360DEG
 C Interval: 22.5DEG
 Test Speed: HIGH
 Temperature: 0.0DEG
 Operators:DAMIN
 Test Date:30 June 2018

γ Range: 0 - 180DEG
 γ Interval: 1.0DEG
 Test System:EVERFINE GO-R5000_V2 SYSTEM V2.0.353
 Humidity: 0.0%
 Test Distance:1.861m [K=1.0000]
 Remarks:

AAI CURVES

Test:U:120.0V I:0.0747A P:8.963W PF:0.9994 Freq:60.01Hz Lamp Flux:686.492x1 lm		
NAME: ASD-LDLRK-1BS-4D930-WH	TYPE:	WEIGHT:
SPEC.:	DIM.:	SERIAL No.:
MFR.: ASD Lighting Corp.	SUR.:	Shielding Angle:



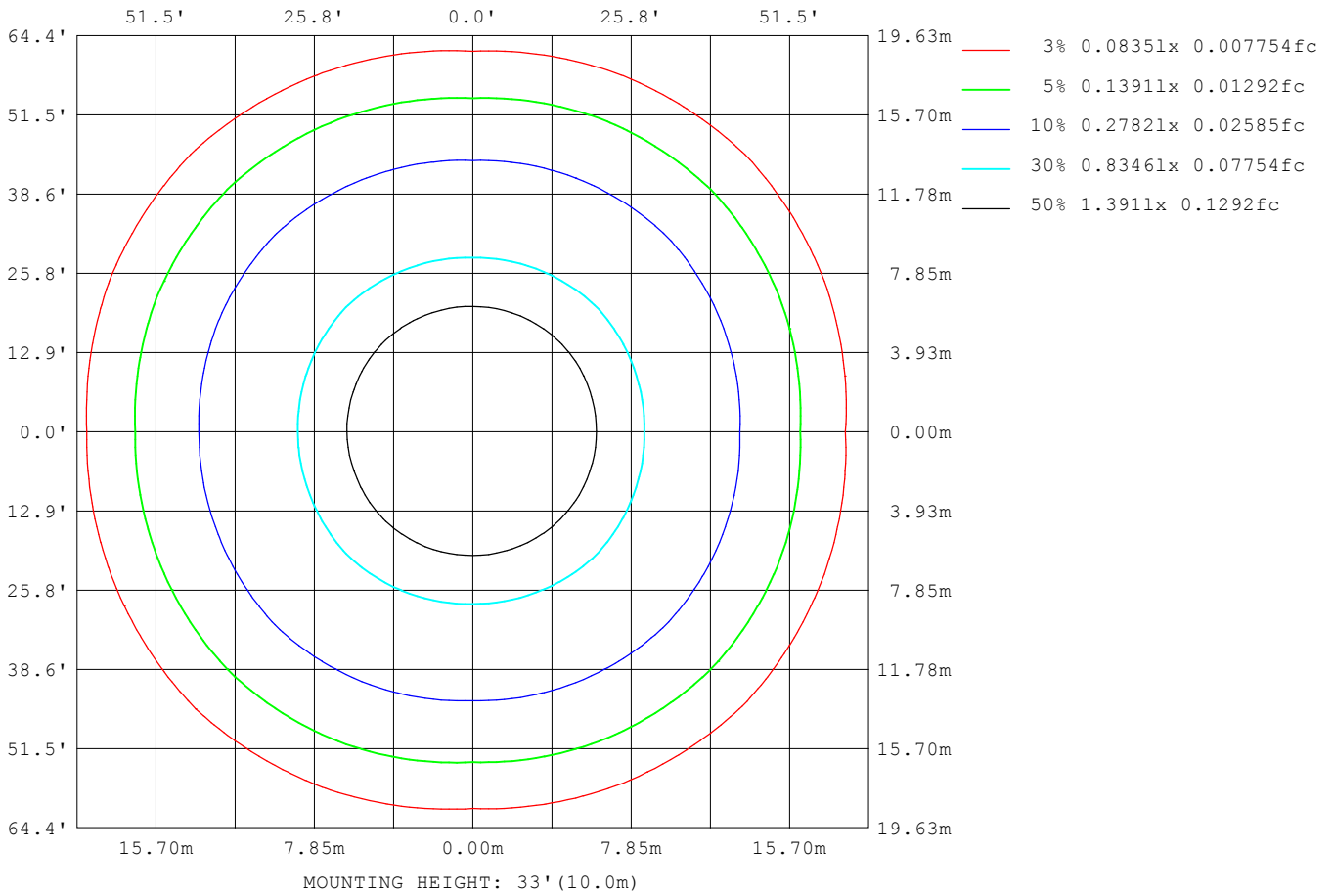
Note: The Curves indicate the illuminated area and the average illumination when the luminaire is at different distance.

C Range: 0 - 360DEG
 C Interval: 22.5DEG
 Test Speed: HIGH
 Temperature: 0.0DEG
 Operators: DAMIN
 Test Date: 30 June 2018

γ Range: 0 - 180DEG
 γ Interval: 1.0DEG
 Test System: EVERFINE GO-R5000_V2 SYSTEM V2.0.353
 Humidity: 0.0%
 Test Distance: 1.861m [K=1.0000]
 Remarks:

ISOLUX DIAGRAM

Test:U:120.0V I:0.0747A P:8.963W PF:0.9994 Freq:60.01Hz Lamp Flux:686.492x1 lm		
NAME: ASD-LDLRK-1BS-4D930-WH	TYPE:	WEIGHT:
SPEC.:	DIM.:	SERIAL No.:
MFR.: ASD Lighting Corp.	SUR.:	Shielding Angle:



C Range: 0 - 360DEG
 C Interval: 22.5DEG
 Test Speed: HIGH
 Temperature: 0.0DEG
 Operators:DAMIN
 Test Date:30 June 2018

γ Range: 0 - 180DEG
 γ Interval: 1.0DEG
 Test System:EVERFINE GO-R5000_V2 SYSTEM V2.0.353
 Humidity: 0.0%
 Test Distance:1.861m [K=1.0000]
 Remarks:

LED Avg.L Report

Test:U:120.0V I:0.0747A P:8.963W PF:0.9994 Freq:60.01Hz Lamp Flux:686.492x1 lm		
NAME:ASD-LDLRK-1BS-4D930-WH	TYPE:	WEIGHT:
SPEC.:	DIM.:	SERIAL No.:
MFR.: ASD Lighting Corp.	SUR.:	Shielding Angle:

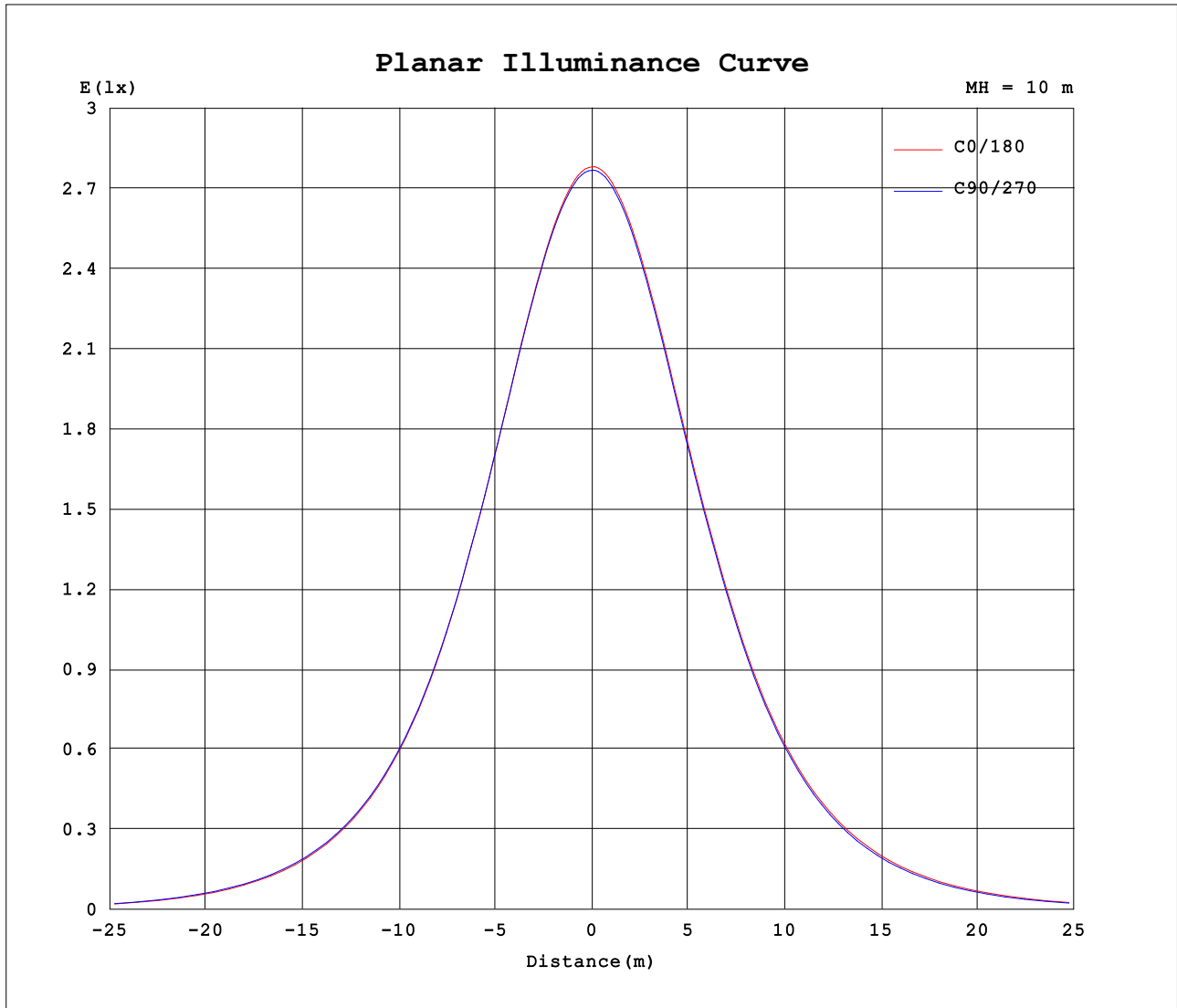
AvgL	cd/m2
L_0~180 (65) av	1484
L_0~180 (75) av	632
L_0~180 (85) av	417
L_90~270 (65) av	1471
L_90~270 (75) av	610
L_90~270 (85) av	362
L_45 (65) av	1711
L_45 (75) av	755
L_45 (85) av	361

Standard: GB/T 29293-2012

C Range: 0 - 360DEG
 C Interval: 22.5DEG
 Test Speed: HIGH
 Temperature: 0.0DEG
 Operators:DAMIN
 Test Date:30 June 2018

γ Range: 0 - 180DEG
 γ Interval: 1.0DEG
 Test System:EVERFINE GO-R5000_V2 SYSTEM V2.0.353
 Humidity: 0.0%
 Test Distance:1.861m [K=1.0000]
 Remarks:

Planar Illuminance Curve



C Range: 0 - 360DEG
 C Interval: 22.5DEG
 Test Speed: HIGH
 Temperature: 0.0DEG
 Operators:DAMIN
 Test Date:30 June 2018

γ Range: 0 - 180DEG
 γ Interval: 1.0DEG
 Test System:EVERFINE GO-R5000_V2 SYSTEM V2.0.353
 Humidity: 0.0%
 Test Distance:1.861m [K=1.0000]
 Remarks:

LUMINOUS DISTRIBUTION INTENSITY DATA

Test:U:120.0V I:0.0747A P:8.963W PF:0.9994 Freq:60.01Hz Lamp Flux:686.492x1 lm		
NAME: ASD-LDLRK-1BS-4D930-WH	TYPE:	WEIGHT:
SPEC.:	DIM.:	SERIAL No.:
MFR.: ASD Lighting Corp.	SUR.:	Shielding Angle:

Table--1

UNIT: cd

C (DEG) \ γ (DEG)	0	22.5	45	67.5	90	112.5	135	157.5	180	202.5	225	247.5	270	292.5	315	337.5			
0	277	277	277	277	277	277	277	277	277	277	277	277	277	277	277	277			
5	275	275	275	276	276	276	276	276	276	276	276	276	276	276	276	276			
10	271	271	271	271	271	272	272	272	273	273	273	273	273	272	272	272			
15	264	264	264	264	265	265	266	266	267	267	267	267	266	266	265	265			
20	255	255	255	255	255	256	257	257	258	258	258	258	258	257	256	256			
25	243	243	243	243	243	244	246	246	247	247	247	247	246	246	245	244			
30	228	229	230	229	229	231	232	232	233	234	234	233	232	232	232	230			
35	211	213	213	213	212	215	216	217	217	218	219	218	216	216	216	214			
40	190	192	196	193	192	195	199	197	197	200	202	199	195	197	199	194			
45	167	171	175	172	170	174	179	176	175	179	183	177	173	175	178	173			
50	142	146	150	148	145	151	155	153	151	156	159	153	148	152	154	148			
55	115	120	125	122	119	125	130	127	125	131	133	128	122	126	128	123			
60	86.5	92.4	96.7	94.7	90.2	98.0	103	101	97.8	104	106	100	93.2	98.6	100	94.8			
65	57.2	62.4	67.3	64.7	60.5	68.2	74.2	71.4	68.2	74.9	76.9	70.8	63.8	68.6	70.9	65.1			
70	31.8	35.3	38.0	36.6	33.5	39.4	44.9	42.3	39.9	45.4	47.8	42.1	36.6	40.1	41.9	37.3			
75	14.0	15.8	16.6	15.7	14.4	17.7	20.3	19.5	18.7	21.4	22.4	20.0	17.2	18.6	18.9	17.2			
80	7.46	7.73	7.15	7.45	7.27	7.90	8.32	8.81	9.05	9.58	9.57	9.03	8.37	8.47	8.33	8.28			
85	3.09	2.65	2.35	2.55	2.77	2.97	3.23	3.72	4.18	4.28	3.92	4.00	3.54	3.44	3.08	3.12			
90	0.00	0.00	0.00	0.00	0.00	0.00	0.01	0.03	0.22	0.34	0.33	0.28	0.16	0.02	0.00	0.00			
95	0.28	0.00	0.00	0.00	0.00	0.00	0.00	0.00	0.01	0.00	0.00	0.00	0.00	0.00	0.00	0.00			
100	0.20	0.15	0.00	0.00	0.00	0.00	0.00	0.19	0.25	0.20	0.01	0.00	0.00	0.00	0.00	0.10			
105	0.13	0.09	0.01	0.01	0.00	0.01	0.01	0.12	0.16	0.12	0.01	0.01	0.00	0.00	0.00	0.09			
110	0.09	0.08	0.03	0.01	0.00	0.01	0.04	0.09	0.10	0.09	0.05	0.01	0.00	0.00	0.03	0.07			
115	0.07	0.07	0.03	0.02	0.00	0.01	0.03	0.07	0.07	0.07	0.03	0.01	0.00	0.01	0.03	0.07			
120	0.06	0.07	0.05	0.02	0.01	0.00	0.05	0.05	0.05	0.05	0.04	0.01	0.00	0.01	0.04	0.07			
125	0.06	0.06	0.05	0.01	0.00	0.01	0.04	0.04	0.04	0.05	0.04	0.00	0.00	0.01	0.04	0.06			
130	0.05	0.06	0.06	0.03	0.02	0.04	0.04	0.04	0.04	0.04	0.04	0.02	0.01	0.00	0.05	0.06			
135	0.05	0.05	0.05	0.04	0.03	0.04	0.02	0.03	0.03	0.04	0.03	0.03	0.02	0.02	0.05	0.06			
140	0.05	0.05	0.03	0.06	0.03	0.05	0.02	0.03	0.03	0.03	0.01	0.03	0.02	0.04	0.03	0.05			
145	0.05	0.04	0.02	0.05	0.03	0.04	0.02	0.02	0.02	0.02	0.01	0.02	0.01	0.03	0.00	0.04			
150	0.03	0.02	0.01	0.04	0.03	0.03	0.02	0.00	0.02	0.01	0.03	0.02	0.00	0.01	0.03	0.02			
155	0.01	0.01	0.01	0.03	0.02	0.02	0.01	0.01	0.02	0.02	0.03	0.04	0.02	0.02	0.05	0.03			
160	0.03	0.03	0.01	0.02	0.01	0.01	0.01	0.02	0.03	0.03	0.04	0.03	0.03	0.04	0.05	0.05			
165	0.04	0.03	0.02	0.01	0.01	0.01	0.00	0.02	0.02	0.03	0.03	0.02	0.03	0.04	0.04	0.05			
170	0.03	0.03	0.02	0.01	0.01	0.02	0.01	0.01	0.01	0.01	0.01	0.02	0.03	0.03	0.04	0.03			
175	0.03	0.02	0.01	0.01	0.00	0.00	0.00	0.00	0.01	0.01	0.01	0.01	0.02	0.02	0.03	0.02			
180	0.00	0.00	0.00	0.00	0.00	0.00	0.00	0.00	0.00	0.00	0.00	0.00	0.00	0.00	0.00	0.00			

C Range: 0 - 360DEG
 C Interval: 22.5DEG
 Test Speed: HIGH
 Temperature: 0.0DEG
 Operators:DAMIN
 Test Date:30 June 2018

γ Range: 0 - 180DEG
 γ Interval: 1.0DEG
 Test System:EVERFINE GO-R5000_V2 SYSTEM V2.0.353
 Humidity: 0.0%
 Test Distance:1.861m [K=1.0000]
 Remarks: