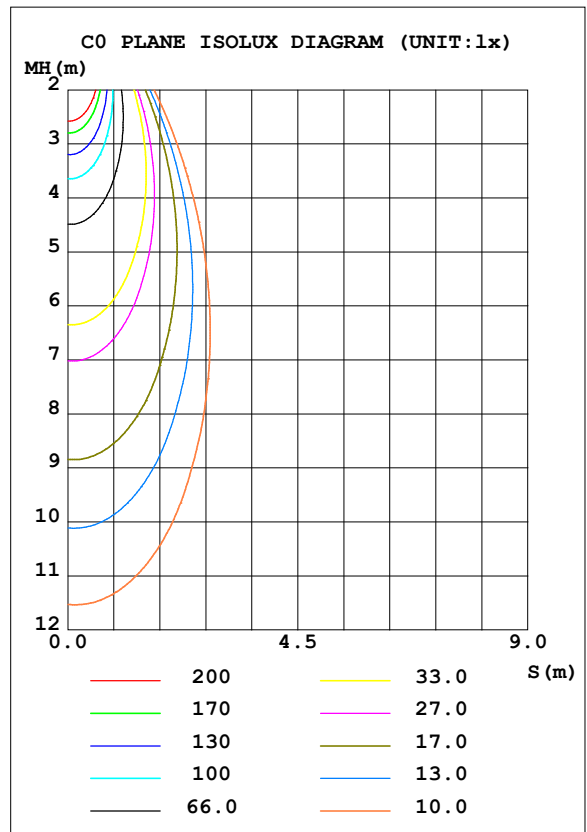
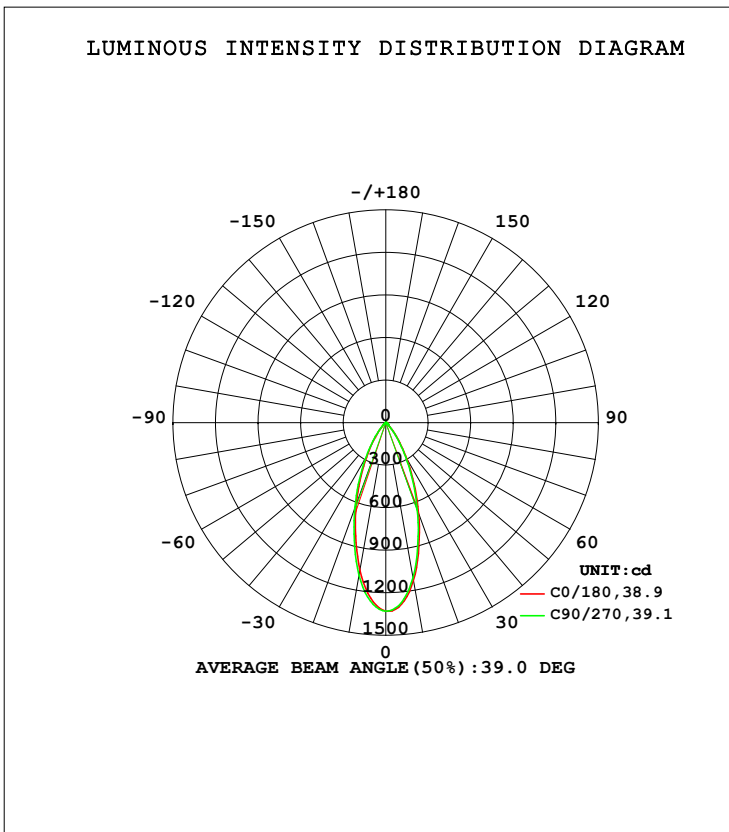


LUMINAIRE PHOTOMETRIC TEST REPORT

Test:U:119.99V I:0.1011A P:8.2306W PF:0.9200 Freq:59.98Hz Lamp Flux:713.821x1 lm		
NAME: ASD-CD-TG-2D8AC-WH	TYPE:	WEIGHT:
SPEC.:4000K 90	DIM.:	SERIAL No.:
MFR.: ASD Lighting Corp	SUR.:	Shielding Angle:

DATA OF LAMP		PHOTOMETRIC DATA Eff: 86.73 lm/W			
MODEL		Imax (cd)	1331	S/MH (C0/180)	0.60
NOMINAL POWER (W)	8	LOR (%)	100.0	S/MH (C90/270)	0.62
RATED VOLTAGE (V)	120	TOTAL FLUX (lm)	713.82	<input type="checkbox"/> UP, DN (C0-180)	0.0, 50.7
NOMINAL FLUX (lm)	713.821	CIE CLASS	DIRECT	<input type="checkbox"/> UP, DN (C180-360)	0.0, 49.3
LAMPS INSIDE	1	<input type="checkbox"/> up (%)	0.0	CIBSE SHR NOM	0.50
TEST VOLTAGE (V)	12	<input type="checkbox"/> down (%)	100.0	CIBSE SHR MAX	0.65



C Range: 0 - 360DEG
 C Interval: 22.5DEG
 Test Speed: HIGH
 Temperature: 25.3DEG
 Operators:
 Test Date: 2021-07-09

Range: 0 - 90DEG
 Interval: 1.0DEG
 Test System: EVERFINE GO-SPEX500_V1 SYSTEM V2.00.421
 Humidity: 65.0%
 Test Distance: 3.080m [K=1.0000]
 Remarks:

ZONAL FLUX DIAGRAM

ZONAL FLUX DIAGRAM:

mm	C0	C45	C90	C135	C180	C225	C270	C315	mm	□ zone	□ total	%lum, lamp
10	1130	1130	1109	1075	1055	1069	1092	1111	0- 10	115.4	115.4	16.2,16.2
20	677.9	672.5	652.6	624.3	608.8	616.2	640.1	659.0	10- 20	239.5	354.9	49.7,49.7
30	303.4	299.3	285.7	266.3	255.0	262.5	279.2	290.5	20- 30	203.2	558.0	78.2,78.2
40	91.19	88.96	83.86	77.82	72.17	76.34	83.73	87.11	30- 40	103.1	661.1	92.6,92.6
50	21.33	21.48	19.21	20.16	20.24	20.50	19.48	21.58	40- 50	32.23	693.4	97.1,97.1
60	9.737	9.075	7.112	8.946	9.666	9.368	7.909	9.384	50- 60	11.79	705.2	98.8,98.8
70	4.838	3.710	2.448	3.606	4.824	3.943	2.768	4.094	60- 70	6.141	711.3	99.6,99.6
80	1.549	0.7677	0.3732	0.7637	1.582	0.9654	0.6709	0.9721	70- 80	2.243	713.5	100,100
90	0.0140	0.0033	0.0107	0.0043	0.0120	0.0090	0.0130	0.0130	80- 90	0.2842	713.8	100,100
100									90-100			
110									100-110			
120									110-120			
130									120-130			
140									130-140			
150									140-150			
160									150-160			
170									160-170			
180									170-180			
DEG	LUMINOUS INTENSITY:cd									UNIT:lm		

C Range: 0 - 360DEG
 C Interval: 22.5DEG
 Test Speed: HIGH
 Temperature:25.3DEG
 Operators:
 Test Date:2021-07-09

□ Range: 0 - 90DEG
 □ Interval: 1.0DEG
 Test System:EVERFINE GO-SPEX500_V1 SYSTEM V2.00.421
 Humidity:65.0%
 Test Distance:3.080m [K=1.0000]
 Remarks:

LUMINANCE LIMITATION CURVES

Test:U:119.99V I:0.1011A P:8.2306W PF:0.9200 Freq:59.98Hz Lamp Flux:713.821x1 lm		
NAME: ASD-CD-TG-2D8AC-WH	TYPE:	WEIGHT:
SPEC.:4000K 90	DIM.:	SERIAL No.:
MFR.: ASD Lighting Corp	SUR.:	Shielding Angle:



LUMINANCE cd/(m2)		
G (DEG)	C0/180	C90/270
85	28	10
80	80	19
75	82	50
70	127	64
65	145	108
60	175	128
55	209	172
50	299	269
45	506	485

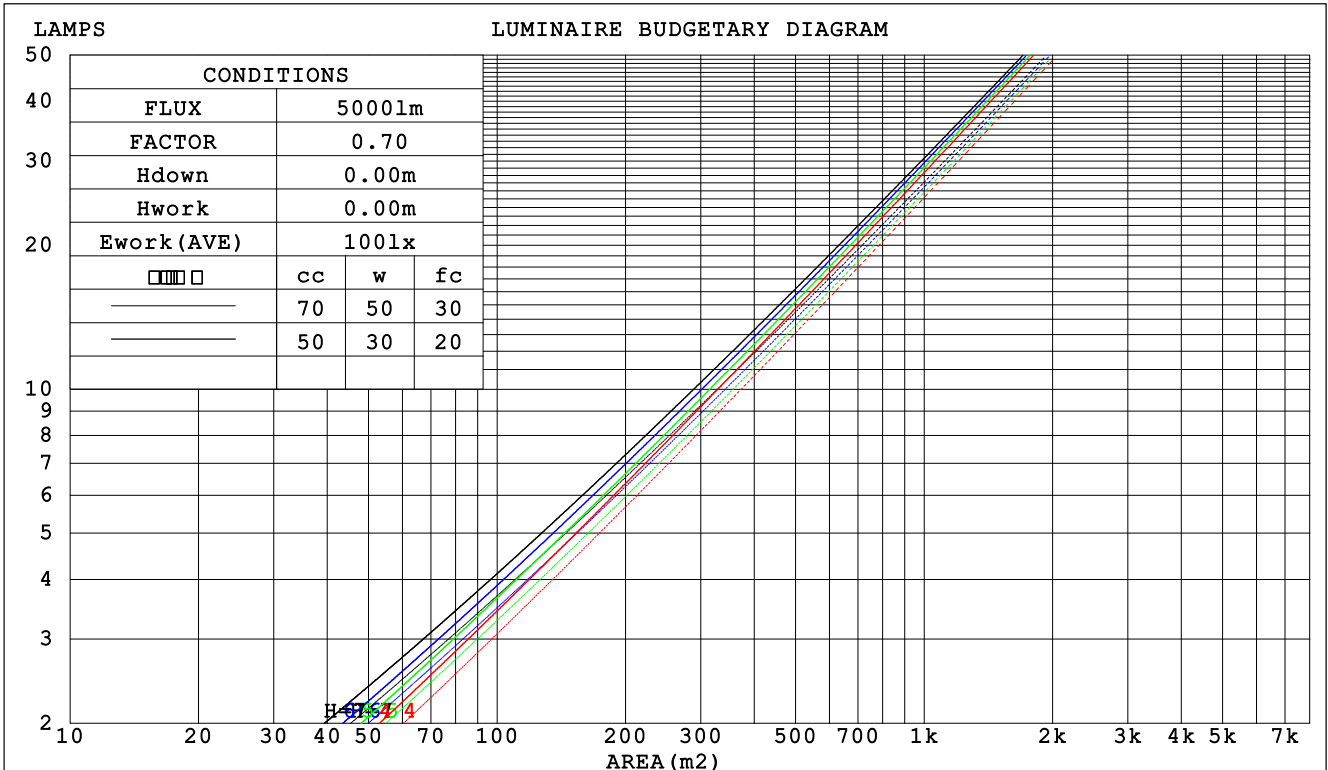
C Range: 0 - 360DEG
 C Interval: 22.5DEG
 Test Speed: HIGH
 Temperature:25.3DEG
 Operators:
 Test Date:2021-07-09

Range: 0 - 90DEG
 Interval: 1.0DEG
 Test System:EVERFINE GO-SPEX500_V1 SYSTEM V2.00.421
 Humidity:65.0%
 Test Distance:3.080m [K=1.0000]
 Remarks:

CU AND LUMINAIRE BUDGETARY ESTIMATE DIAGRAM

Test:U:119.99V I:0.1011A P:8.2306W PF:0.9200 Freq:59.98Hz Lamp Flux:713.821x1 lm		
NAME: ASD-CD-TG-2D8AC-WH	TYPE:	WEIGHT:
SPEC.:4000K 90	DIM.:	SERIAL No.:
MFR.: ASD Lighting Corp	SUR.:	Shielding Angle:

□cc	80%			70%			50%			30%			10%			0
□w	50%	30%	10%	50%	30%	10%	50%	30%	10%	50%	30%	10%	50%	30%	10%	0
□fc	20%			20%			20%			20%			20%			0
RCR	RCR:Room Cavity Ratio						Coefficients of Utilization(CU)									
0.0	1.19	1.19	1.19	1.16	1.16	1.16	1.11	1.11	1.11	1.06	1.06	1.06	1.02	1.02	1.02	1.00
1.0	1.11	1.09	1.07	1.09	1.07	1.05	1.05	1.03	1.02	1.01	.00	.99	.98	.97	.96	.94
2.0	1.04	1.00	.97	1.02	.99	.96	.99	.96	.94	.96	.94	.92	.93	.91	.90	.88
3.0	.97	.93	.89	.96	.92	.88	.94	.90	.87	.91	.88	.86	.89	.86	.84	.83
4.0	.92	.87	.83	.91	.86	.82	.89	.84	.81	.87	.83	.80	.85	.82	.79	.78
5.0	.87	.81	.77	.86	.81	.77	.84	.79	.76	.82	.78	.75	.81	.77	.75	.73
6.0	.82	.76	.72	.81	.76	.72	.80	.75	.72	.78	.74	.71	.77	.73	.71	.69
7.0	.78	.72	.68	.77	.72	.68	.76	.71	.68	.75	.70	.67	.74	.70	.67	.66
8.0	.74	.68	.64	.73	.68	.64	.72	.67	.64	.71	.67	.64	.70	.66	.64	.62
9.0	.70	.65	.61	.70	.65	.61	.69	.64	.61	.68	.64	.61	.67	.63	.60	.59
10.0	.67	.62	.58	.67	.61	.58	.66	.61	.58	.65	.61	.58	.64	.60	.58	.56



C Range: 0 - 360DEG
 C Interval: 22.5DEG
 Test Speed: HIGH
 Temperature:25.3DEG
 Operators:
 Test Date:2021-07-09

□ Range: 0 - 90DEG
 □ Interval: 1.0DEG
 Test System:EVERFINE GO-SPEX500_V1 SYSTEM V2.00.421
 Humidity:65.0%
 Test Distance:3.080m [K=1.0000]
 Remarks:

WEC AND CCEC

Test:U:119.99V I:0.1011A P:8.2306W PF:0.9200 Freq:59.98Hz Lamp Flux:713.821x1 lm		
NAME: ASD-CD-TG-2D8AC-WH	TYPE:	WEIGHT:
SPEC.:4000K 90	DIM.:	SERIAL No.:
MFR.: ASD Lighting Corp	SUR.:	Shielding Angle:

<input type="checkbox"/> cc	80%	70%	50%	30%	10%	0
<input type="checkbox"/> w	50% 30% 10%	50% 30% 10%	50% 30% 10%	50% 30% 10%	50% 30% 10%	0
<input type="checkbox"/> fc	20%	20%	20%	20%	20%	0
RCR	RCR:Room Cavity Ratio		Wall Exitance Coefficients (WEC)			
0.0						
1.0	.170 .097 .031	.164 .093 .030	.151 .087 .028	.140 .081 .026	.129 .075 .024	
2.0	.162 .089 .027	.157 .086 .027	.146 .081 .025	.136 .077 .024	.127 .072 .023	
3.0	.154 .082 .025	.149 .080 .024	.140 .076 .023	.132 .072 .022	.124 .069 .021	
4.0	.146 .076 .022	.142 .074 .022	.134 .071 .021	.127 .068 .021	.120 .065 .020	
5.0	.138 .071 .020	.135 .069 .020	.128 .067 .020	.122 .064 .019	.116 .062 .019	
6.0	.132 .066 .019	.129 .065 .019	.123 .063 .018	.117 .061 .018	.112 .059 .018	
7.0	.126 .062 .018	.123 .061 .017	.118 .060 .017	.113 .058 .017	.108 .056 .017	
8.0	.120 .059 .016	.118 .058 .016	.113 .057 .016	.109 .055 .016	.105 .054 .016	
9.0	.115 .056 .016	.113 .055 .015	.109 .054 .015	.105 .053 .015	.101 .051 .015	
10.0	.110 .053 .015	.108 .052 .015	.105 .051 .014	.101 .050 .014	.098 .049 .014	

<input type="checkbox"/> cc	80%	70%	50%	30%	10%	0
<input type="checkbox"/> w	50% 30% 10%	50% 30% 10%	50% 30% 10%	50% 30% 10%	50% 30% 10%	0
<input type="checkbox"/> fc	20%	20%	20%	20%	20%	0
RCR	RCR:Room Cavity Ratio		Ceiling Cavity Exitance Coefficients (CCEC)			
0.0	.190 .190 .190	.163 .163 .163	.111 .111 .111	.064 .064 .064	.020 .020 .020	
1.0	.171 .157 .145	.146 .135 .125	.100 .093 .087	.057 .054 .050	.018 .017 .016	
2.0	.155 .133 .114	.133 .114 .098	.091 .079 .069	.052 .046 .040	.017 .015 .013	
3.0	.142 .114 .091	.122 .098 .079	.084 .068 .055	.048 .040 .033	.016 .013 .011	
4.0	.131 .099 .074	.113 .085 .064	.078 .059 .045	.045 .035 .027	.014 .011 .009	
5.0	.122 .087 .061	.105 .075 .053	.072 .053 .037	.042 .031 .022	.014 .010 .007	
6.0	.115 .077 .051	.098 .067 .044	.068 .047 .031	.039 .028 .019	.013 .009 .006	
7.0	.108 .070 .043	.093 .061 .038	.064 .042 .027	.037 .025 .016	.012 .008 .005	
8.0	.102 .063 .037	.088 .055 .032	.061 .039 .023	.035 .023 .014	.011 .007 .005	
9.0	.097 .058 .032	.083 .050 .028	.058 .035 .020	.034 .021 .012	.011 .007 .004	
10.0	.092 .054 .028	.079 .047 .025	.055 .033 .017	.032 .019 .010	.010 .006 .003	

C Range: 0 - 360DEG
 C Interval: 22.5DEG
 Test Speed: HIGH
 Temperature:25.3DEG
 Operators:
 Test Date:2021-07-09

Range: 0 - 90DEG
 Interval: 1.0DEG
 Test System:EVERFINE GO-SPEX500_V1 SYSTEM V2.00.421
 Humidity:65.0%
 Test Distance:3.080m [K=1.0000]
 Remarks:

UGR(Unified Glare Rating) Table

Test:U:119.99V I:0.1011A P:8.2306W PF:0.9200 Freq:59.98Hz Lamp Flux:713.821x1 lm										
NAME: ASD-CD-TG-2D8AC-WH					TYPE:			WEIGHT:		
SPEC.:4000K 90					DIM.:			SERIAL No.:		
MFR.: ASD Lighting Corp					SUR.:			Shielding Angle:		
ceiling/cavity	0.7	0.7	0.5	0.5	0.3	0.7	0.7	0.5	0.5	0.3
walls	0.5	0.3	0.5	0.3	0.3	0.5	0.3	0.5	0.3	0.3
working plane	0.2	0.2	0.2	0.2	0.2	0.2	0.2	0.2	0.2	0.2
Room dimensions	Viewed crosswise					Viewed endwise				
x = 2H y = 2H	6.7	7.6	6.9	7.7	7.9	6.4	7.3	6.6	7.5	7.6
3H	6.7	7.5	7.0	7.7	7.9	6.3	7.1	6.6	7.3	7.5
4H	6.7	7.5	7.0	7.7	7.9	6.3	7.0	6.5	7.3	7.5
6H	6.7	7.4	6.9	7.6	7.9	6.2	6.9	6.5	7.1	7.4
8H	6.6	7.3	6.9	7.6	7.8	6.1	6.8	6.4	7.1	7.3
12H	6.6	7.2	6.9	7.5	7.8	6.1	6.8	6.4	7.0	7.3
4H 2H	6.5	7.3	6.8	7.5	7.7	6.3	7.0	6.5	7.3	7.5
3H	6.6	7.3	6.9	7.5	7.8	6.2	6.9	6.5	7.1	7.4
4H	6.6	7.2	6.9	7.5	7.8	6.1	6.8	6.5	7.1	7.4
6H	6.6	7.1	7.0	7.4	7.8	6.1	6.6	6.4	6.9	7.3
8H	6.5	7.0	6.9	7.4	7.8	6.0	6.5	6.4	6.9	7.2
12H	6.5	7.0	6.9	7.3	7.7	6.0	6.4	6.4	6.8	7.2
8H 4H	6.5	7.0	6.9	7.3	7.7	6.0	6.5	6.4	6.9	7.2
6H	6.5	6.9	6.9	7.3	7.7	6.0	6.4	6.4	6.8	7.2
8H	6.4	6.8	6.9	7.2	7.7	5.9	6.3	6.3	6.7	7.1
12H	6.4	6.7	6.9	7.1	7.6	5.8	6.2	6.3	6.6	7.1
12H 4H	6.4	6.9	6.8	7.3	7.6	6.0	6.4	6.4	6.8	7.2
6H	6.4	6.8	6.9	7.2	7.6	5.9	6.3	6.3	6.7	7.1
8H	6.4	6.7	6.9	7.1	7.6	5.8	6.2	6.3	6.6	7.1
Variations with the observer position at spacings:										
S = 1.0H	+ 2.6 / - 4.4					+ 2.6 / - 6.0				
1.5H	+ 4.6 / - 3.7					+ 4.4 / - 4.7				
2.0H	+ 3.5 / - 2.0					+ 4.0 / - 2.7				

CIE Pub.117, 713.8 lm Total Lamp Luminous Flux Correct (8log(F/F0) = -1.2)
 Area: 0.111111 m2

C Range: 0 - 360DEG
 C Interval: 22.5DEG
 Test Speed: HIGH
 Temperature:25.3DEG
 Operators:
 Test Date:2021-07-09

Range: 0 - 90DEG
 Interval: 1.0DEG
 Test System:EVERFINE GO-SPEX500_V1 SYSTEM V2.00.421
 Humidity:65.0%
 Test Distance:3.080m [K=1.0000]
 Remarks:

UTILIZATION FACTORS TABLE

Test:U:119.99V I:0.1011A P:8.2306W PF:0.9200 Freq:59.98Hz Lamp Flux:713.821x1 lm		
NAME: ASD-CD-TG-2D8AC-WH	TYPE:	WEIGHT:
SPEC.:4000K 90	DIM.:	SERIAL No.:
MFR.: ASD Lighting Corp	SUR.:	Shielding Angle:

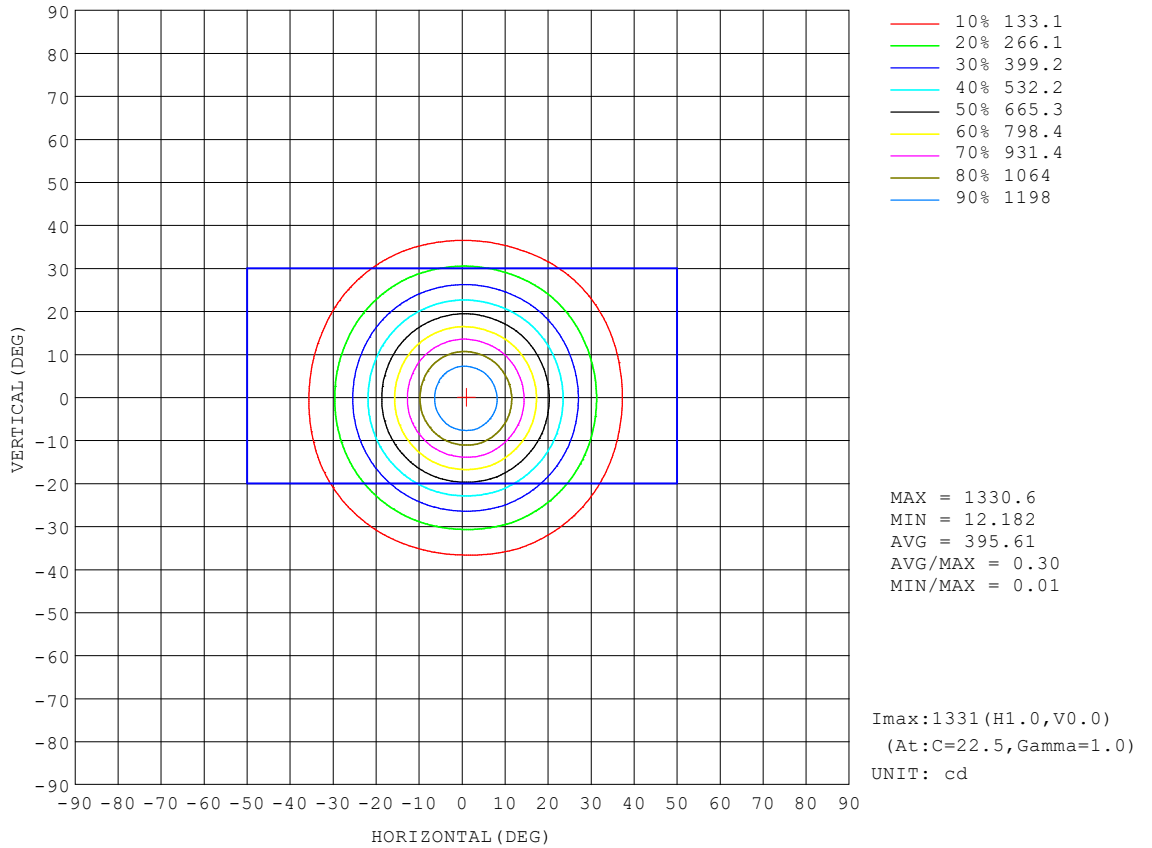
REFLECTANCE										
Ceiling	0.8	0.8	0.8	0.7	0.7	0.7	0.5	0.5	0.5	0
Walls	0.7	0.5	0.3	0.7	0.5	0.3	0.7	0.5	0.3	0
Working plane	0.2	0.2	0.2	0.2	0.2	0.2	0.2	0.2	0.2	0
ROOM INDEX	UTILIZATION FACTORS (PERCENT) $k(RI) \times RCR = 5$									
k = 0.60	87	80	77	86	80	77	86	80	76	73
0.80	94	88	85	94	88	85	93	88	84	80
1.00	99	93	90	98	93	89	96	93	89	85
1.25	103	98	94	102	97	94	100	96	93	89
1.50	106	101	98	104	100	97	102	99	96	91
2.00	108	104	101	107	103	100	104	101	99	93
2.50	110	106	103	109	105	102	105	103	100	95
3.00	112	108	106	110	107	104	107	104	102	96
4.00	114	111	109	112	109	107	108	106	105	98
5.00	115	113	111	113	111	109	109	107	106	99
ROOM INDEX	UF(total)									Direct
According to DIN EN 13032-2 2004			Suspended				SHRNOM = 1.25			

C Range: 0 - 360DEG
 C Interval: 22.5DEG
 Test Speed: HIGH
 Temperature:25.3DEG
 Operators:
 Test Date:2021-07-09

Range: 0 - 90DEG
 Interval: 1.0DEG
 Test System:EVERFINE GO-SPEX500_V1 SYSTEM V2.00.421
 Humidity:65.0%
 Test Distance:3.080m [K=1.0000]
 Remarks:

ISOCANDELA DIAGRAM

Test:U:119.99V I:0.1011A P:8.2306W PF:0.9200 Freq:59.98Hz Lamp Flux:713.821x1 lm		
NAME: ASD-CD-TG-2D8AC-WH	TYPE:	WEIGHT:
SPEC.:4000K 90	DIM.:	SERIAL No.:
MFR.: ASD Lighting Corp	SUR.:	Shielding Angle:




C Range: 0 - 360DEG
 C Interval: 22.5DEG
 Test Speed: HIGH
 Temperature:25.3DEG
 Operators:
 Test Date:2021-07-09

Range: 0 - 90DEG
 Interval: 1.0DEG
 Test System:EVERFINE GO-SPEX500_V1 SYSTEM V2.00.421
 Humidity:65.0%
 Test Distance:3.080m [K=1.0000]
 Remarks:

AAI Figure

Test:U:119.99V I:0.1011A P:8.2306W PF:0.9200 Freq:59.98Hz Lamp Flux:713.821x1 lm		
NAME: ASD-CD-TG-2D8AC-WH	TYPE:	WEIGHT:
SPEC.:4000K 90	DIM.:	SERIAL No.:
MFR.: ASD Lighting Corp	SUR.:	Shielding Angle:



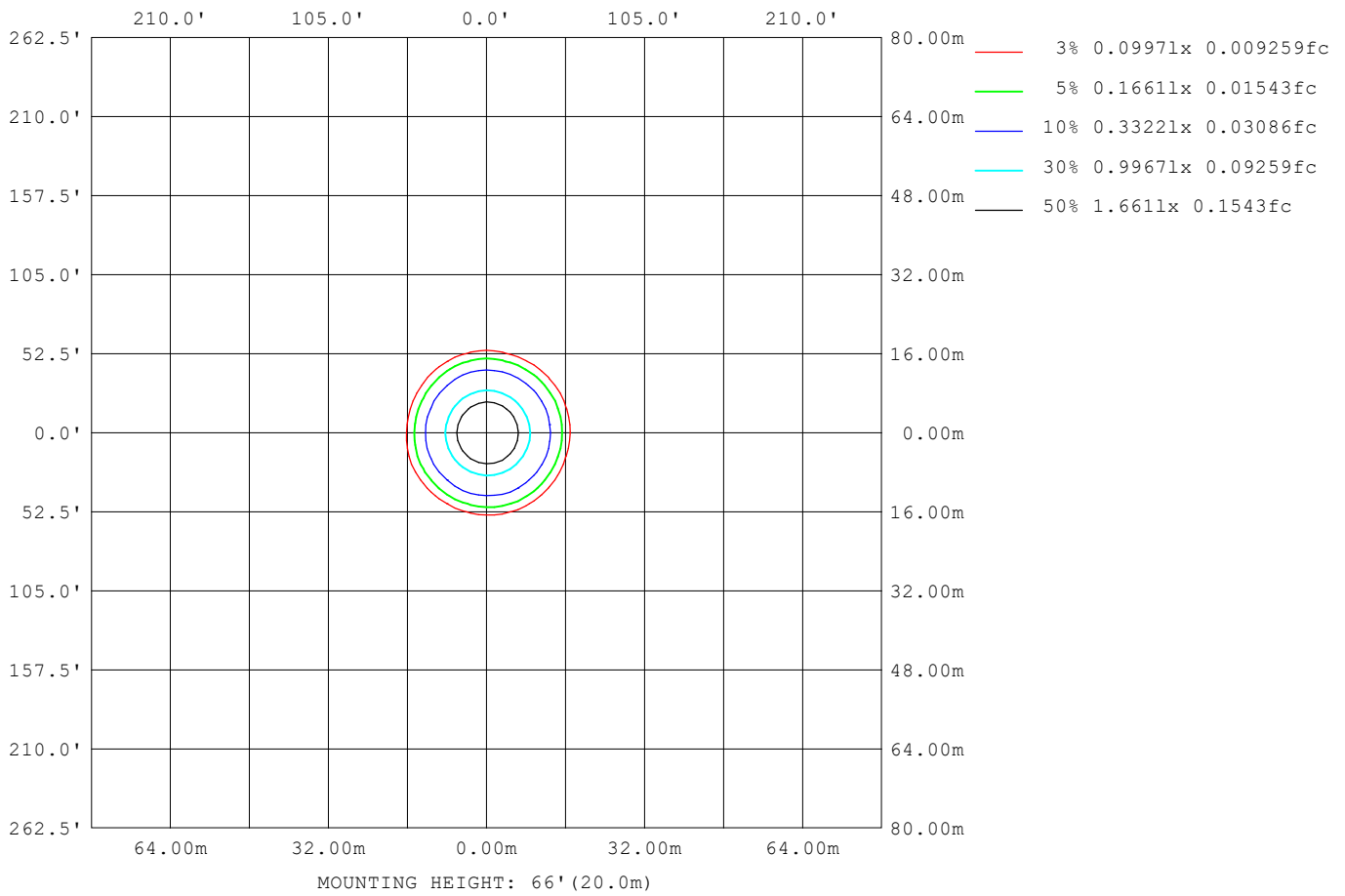
Note:The Curves indicate the illuminated area and the average illumination when the luminaire is at different distance.

C Range: 0 - 360DEG
 C Interval: 22.5DEG
 Test Speed: HIGH
 Temperature:25.3DEG
 Operators:
 Test Date:2021-07-09

Range: 0 - 90DEG
 Interval: 1.0DEG
 Test System:EVERFINE GO-SPEX500_V1 SYSTEM V2.00.421
 Humidity:65.0%
 Test Distance:3.080m [K=1.0000]
 Remarks:

ISOLUX DIAGRAM

Test:U:119.99V I:0.1011A P:8.2306W PF:0.9200 Freq:59.98Hz Lamp Flux:713.821x1 lm		
NAME: ASD-CD-TG-2D8AC-WH	TYPE:	WEIGHT:
SPEC.:4000K 90	DIM.:	SERIAL No.:
MFR.: ASD Lighting Corp	SUR.:	Shielding Angle:



C Range: 0 - 360DEG
 C Interval: 22.5DEG
 Test Speed: HIGH
 Temperature:25.3DEG
 Operators:
 Test Date:2021-07-09

Range: 0 - 90DEG
 Interval: 1.0DEG
 Test System:EVERFINE GO-SPEX500_V1 SYSTEM V2.00.421
 Humidity:65.0%
 Test Distance:3.080m [K=1.0000]
 Remarks:

LED Avg.L Report

Test:U:119.99V I:0.1011A P:8.2306W PF:0.9200 Freq:59.98Hz Lamp Flux:713.821x1 lm		
NAME: ASD-CD-TG-2D8AC-WH	TYPE:	WEIGHT:
SPEC.:4000K 90	DIM.:	SERIAL No.:
MFR.: ASD Lighting Corp	SUR.:	Shielding Angle:

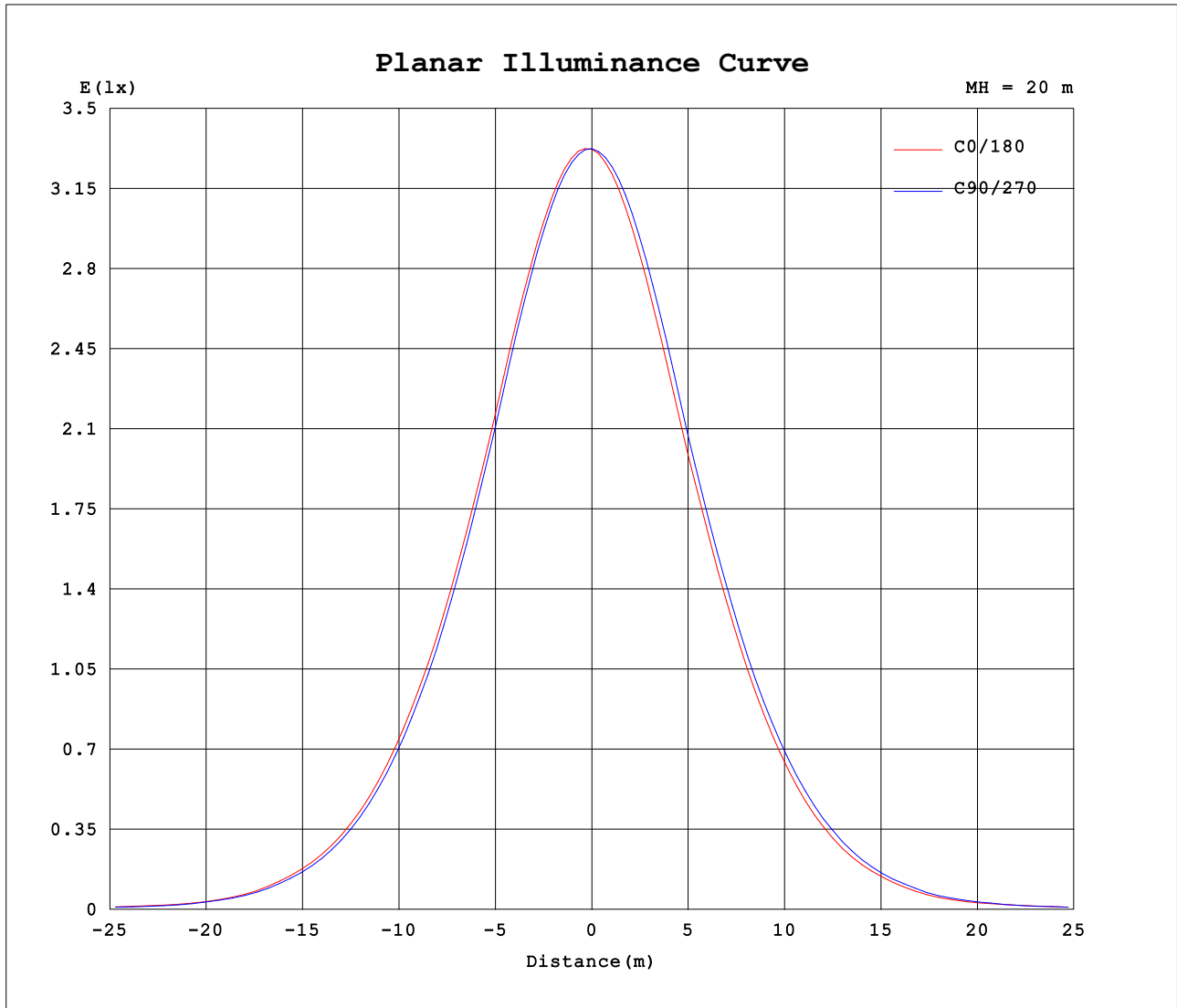
AvgL	cd/m2
L_0~180 (65) av	145
L_0~180 (75) av	85
L_0~180 (85) av	32
L_90~270 (65) av	114
L_90~270 (75) av	55
L_90~270 (85) av	7
L_45 (65) av	133
L_45 (75) av	68
L_45 (85) av	4

Standard: GB/T 29293-2012

C Range: 0 - 360DEG
 C Interval: 22.5DEG
 Test Speed: HIGH
 Temperature:25.3DEG
 Operators:
 Test Date:2021-07-09

Range: 0 - 90DEG
 Interval: 1.0DEG
 Test System:EVERFINE GO-SPEX500_V1 SYSTEM V2.00.421
 Humidity:65.0%
 Test Distance:3.080m [K=1.0000]
 Remarks:

Planar Illuminance Curve



C Range: 0 - 360DEG
 C Interval: 22.5DEG
 Test Speed: HIGH
 Temperature: 25.3DEG
 Operators:
 Test Date: 2021-07-09

Range: 0 - 90DEG
 Interval: 1.0DEG
 Test System: EVERFINE GO-SPEX500_V1 SYSTEM V2.00.421
 Humidity: 65.0%
 Test Distance: 3.080m [K=1.0000]
 Remarks:

LUMINOUS DISTRIBUTION INTENSITY DATA

Test:U:119.99V I:0.1011A P:8.2306W PF:0.9200 Freq:59.98Hz Lamp Flux:713.821x1 lm		
NAME: ASD-CD-TG-2D8AC-WH	TYPE:	WEIGHT:
SPEC.:4000K 90	DIM.:	SERIAL No.:
MFR.: ASD Lighting Corp	SUR.:	Shielding Angle:

Table--1

UNIT: cd

C (DEG) \ □ (DEG)	0	22.5	45	67.5	90	112.5	135	157.5	180	202.5	225	247.5	270	292.5	315	337.5			
0	1329	1329	1329	1329	1329	1329	1329	1329	1329	1329	1329	1329	1329	1329	1329	1329			
5	1286	1288	1285	1283	1273	1265	1254	1247	1241	1242	1249	1256	1262	1267	1274	1280			
10	1130	1134	1130	1127	1109	1094	1075	1064	1055	1057	1069	1080	1092	1098	1111	1119			
15	904	908	903	898	880	864	847	836	828	828	839	849	862	868	883	893			
20	678	679	672	670	653	640	624	615	609	607	616	628	640	646	659	668			
25	475	474	467	465	451	441	427	420	414	412	421	431	441	446	457	464			
30	303	303	299	298	286	277	266	260	255	255	262	273	279	282	290	296			
35	176	176	173	174	163	158	152	149	143	141	148	157	160	161	169	173			
40	91.2	87.6	89.0	88.3	83.9	78.7	77.8	78.3	72.2	70.5	76.3	80.9	83.7	81.2	87.1	92.7			
45	39.8	39.1	40.9	41.5	38.1	36.1	36.2	36.1	34.6	34.4	37.2	38.9	38.9	37.4	39.7	41.5			
50	21.3	21.4	21.5	21.5	19.2	19.0	20.2	20.4	20.2	19.7	20.5	20.8	19.5	19.5	21.6	21.2			
55	13.3	13.6	13.0	11.6	10.9	11.3	12.6	13.1	13.1	13.2	13.1	12.0	11.7	12.0	13.0	13.2			
60	9.74	9.75	9.07	7.22	7.11	7.47	8.95	9.76	9.67	9.66	9.37	8.01	7.91	8.00	9.38	9.73			
65	6.82	6.75	6.13	5.27	5.06	5.51	6.06	6.86	6.81	6.74	6.42	5.89	5.61	5.86	6.40	6.92			
70	4.84	4.78	3.71	2.45	2.45	2.54	3.61	4.76	4.82	4.70	3.94	2.75	2.77	2.84	4.09	4.77			
75	2.37	2.08	1.81	1.54	1.43	1.56	1.87	2.25	2.54	2.28	2.07	1.81	1.74	1.82	2.03	2.22			
80	1.55	1.21	0.77	0.48	0.37	0.47	0.76	1.24	1.58	1.30	0.97	0.73	0.67	0.74	0.97	1.29			
85	0.28	0.32	0.03	0.07	0.10	0.06	0.03	0.32	0.34	0.32	0.03	0.04	0.04	0.03	0.05	0.36			
90	0.01	0.01	0.00	0.00	0.01	0.00	0.00	0.01	0.01	0.01	0.01	0.01	0.01	0.01	0.01	0.02			

C Range: 0 - 360DEG
 C Interval: 22.5DEG
 Test Speed: HIGH
 Temperature:25.3DEG
 Operators:
 Test Date:2021-07-09

□ Range: 0 - 90DEG
 □ Interval: 1.0DEG
 Test System:EVERFINE GO-SPEX500_V1 SYSTEM V2.00.421
 Humidity:65.0%
 Test Distance:3.080m [K=1.0000]
 Remarks: