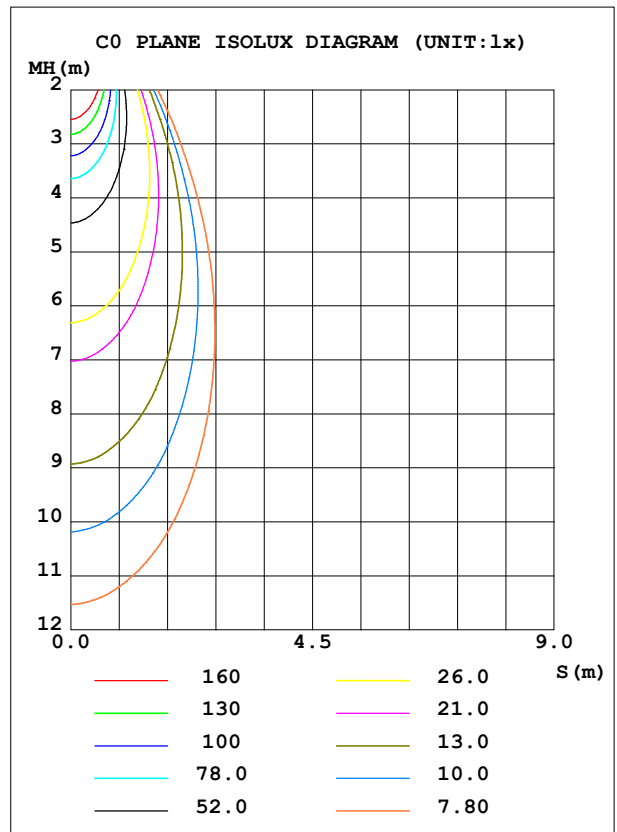
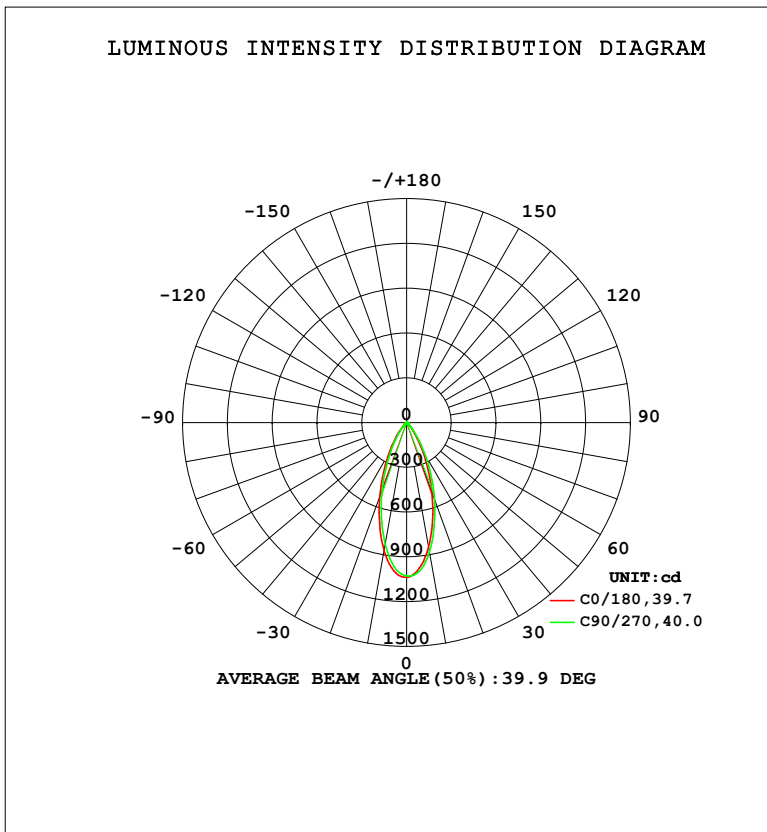


LUMINAIRE PHOTOMETRIC TEST REPORT

Test:U:119.87V I:0.0654A P:7.5642W PF:0.9644 Freq:59.98Hz		
UTHDi:0.00% ITHDi:0.00% KDisp:0 Lamp Flux:573.862x1 lm		
NAME: ASD-CD-TGS-2D8AC-WH	TYPE:	WEIGHT:
SPEC.: 2700K 90	DIM.:	SERIAL No.:
MFR.: ASD LIGHTING CORP	SUR.:	Shielding Angle:

DATA OF LAMP		PHOTOMETRIC DATA			
MODEL		Imax (cd)	1037	S/MH (C0/180)	0.65
NOMINAL POWER (W)	8	LOR (%)	100.0	S/MH (C90/270)	0.61
RATED VOLTAGE (V)	120	TOTAL FLUX (lm)	573.86	η UP, DN (C0-180)	0.0, 52.1
NOMINAL FLUX (lm)	573.862	CIE CLASS	DIRECT	η UP, DN (C180-360)	0.0, 47.9
LAMPS INSIDE	1	η up (%)	0.0	CIBSE SHR NOM	0.50
TEST VOLTAGE (V)	120	η down (%)	100.0	CIBSE SHR MAX	0.70



C Range: 0 - 360DEG
 C Interval: 22.5DEG
 Test Speed: HIGH
 Temperature: 25.3 °C
 Operators:
 Test Date: 2023-04-13

γ Range: 0 - 90DEG
 γ Interval: 1.0DEG
 Test System: EVERFINE GO-SPEX500_V1 SYSTEM V2.00.460
 Humidity: 65.0%
 Test Distance: 3.090m [K=1.0000]
 Remarks:

ZONAL FLUX DIAGRAM

ZONAL FLUX DIAGRAM:

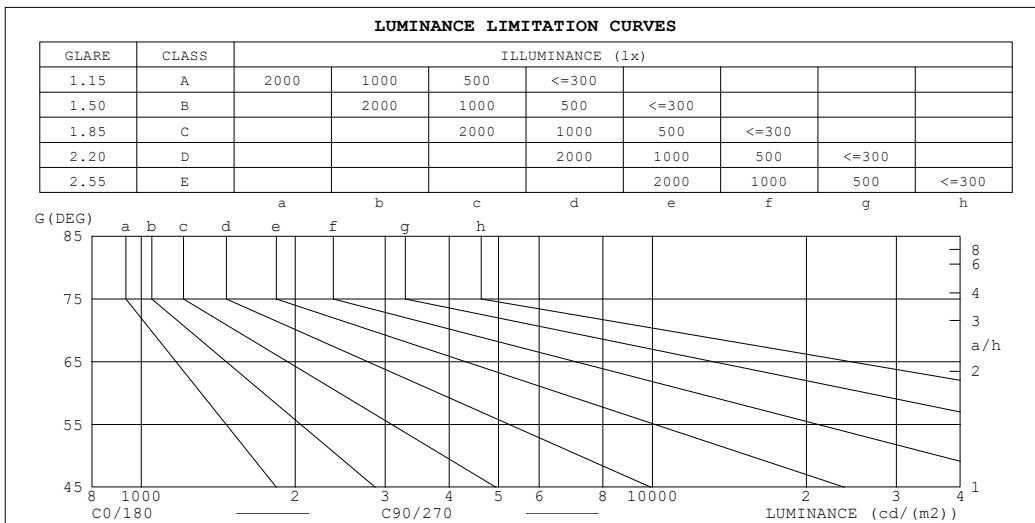
γ	C0	C45	C90	C135	C180	C225	C270	C315	γ	Φ zone	Φ total	%lum,lamp
10	849.0	865.5	882.3	889.3	872.8	845.0	828.9	829.5	0- 10	89.79	89.79	15.6,15.6
20	497.6	533.9	549.3	547.2	528.1	501.5	480.5	478.1	10- 20	189.5	279.3	48.7,48.7
30	207.4	238.8	248.8	240.9	239.3	211.9	197.9	203.7	20- 30	162.6	441.9	77,77
40	56.77	72.90	73.65	71.32	71.52	57.88	54.22	54.82	30- 40	81.11	523.0	91.1,91.1
50	21.07	21.72	22.97	23.00	22.87	20.44	20.37	19.72	40- 50	27.79	550.8	96,96
60	11.73	9.128	12.31	9.463	12.80	9.490	11.90	8.564	50- 60	13.35	564.1	98.3,98.3
70	4.339	3.980	4.921	4.334	4.839	4.297	4.678	3.621	60- 70	7.077	571.2	99.5,99.5
80	0.7439	0.7531	0.8330	0.7823	0.8768	0.8129	0.7818	0.6901	70- 80	2.288	573.5	99.9,99.9
90	0.0275	0.0201	0.0299	0.0164	0.0216	0.0186	0.0197	0.0164	80- 90	0.3861	573.9	100,100
100									90-100			
110									100-110			
120									110-120			
130									120-130			
140									130-140			
150									140-150			
160									150-160			
170									160-170			
180									170-180			
DEG	LUMINOUS INTENSITY:cd									UNIT:lm		

C Range: 0 - 360DEG
 C Interval: 22.5DEG
 Test Speed: HIGH
 Temperature:25.3°C
 Operators:
 Test Date:2023-04-13

γ Range: 0 - 90DEG
 γ Interval: 1.0DEG
 Test System:EVERFINE GO-SPEX500_V1 SYSTEM V2.00.460
 Humidity:65.0%
 Test Distance:3.090m [K=1.0000]
 Remarks:

LUMINANCE LIMITATION CURVES

Test:U:119.87V I:0.0654A P:7.5642W PF:0.9644 Freq:59.98Hz UTHDi:0.00% ITHDi:0.00% KDisp:0 Lamp Flux:573.862x1 lm		
NAME: ASD-CD-TGS-2D8AC-WH	TYPE:	WEIGHT:
SPEC.: 2700K 90	DIM.:	SERIAL No.:
MFR.: ASD LIGHTING CORP	SUR.:	Shielding Angle:



LUMINANCE cd/(m2)		
G (DEG)	C0/180	C90/270
85	19	49
80	39	43
75	62	93
70	114	129
65	165	174
60	211	222
55	242	249
50	295	322
45	398	455

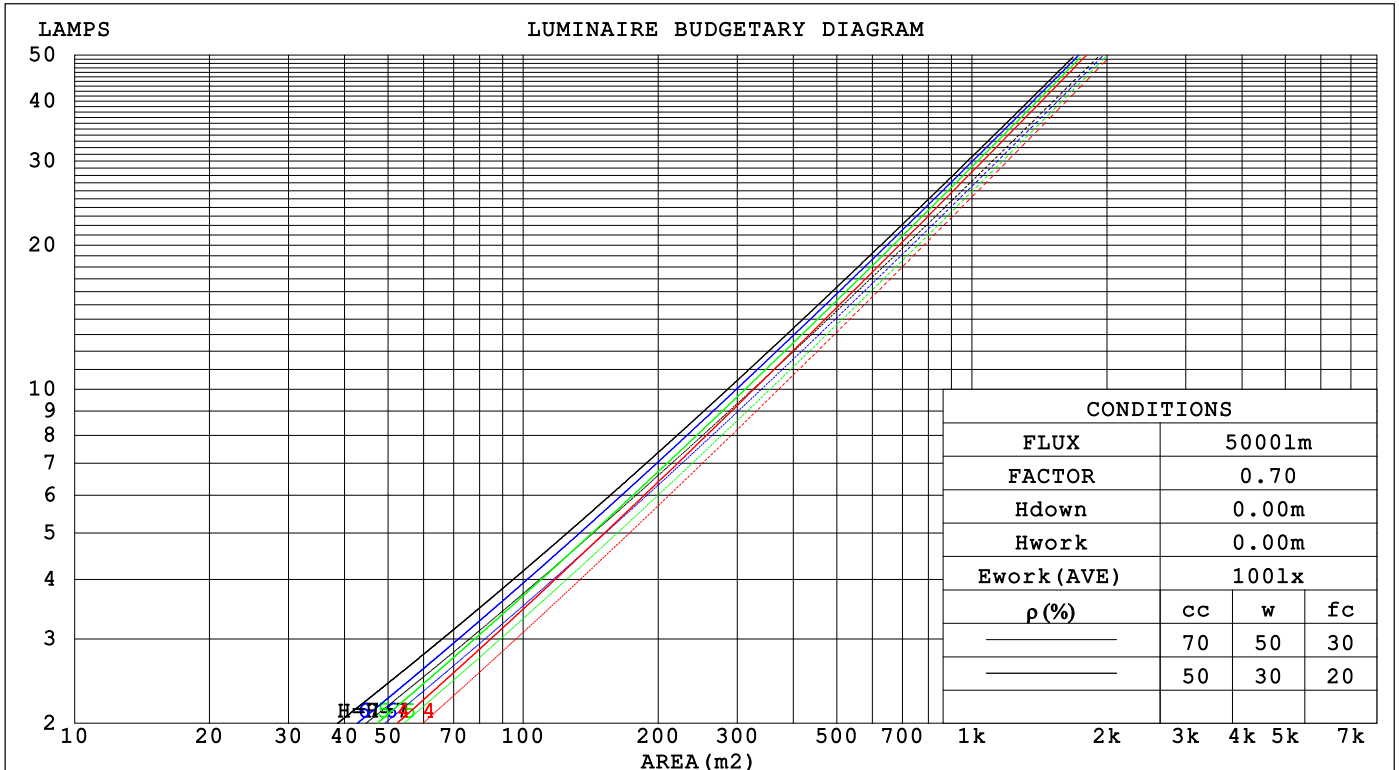
C Range: 0 - 360DEG
 C Interval: 22.5DEG
 Test Speed: HIGH
 Temperature: 25.3°C
 Operators:
 Test Date: 2023-04-13

γ Range: 0 - 90DEG
 γ Interval: 1.0DEG
 Test System: EVERFINE GO-SPEX500_V1 SYSTEM V2.00.460
 Humidity: 65.0%
 Test Distance: 3.090m [K=1.0000]
 Remarks:

CU AND LUMINAIRE BUDGETARY ESTIMATE DIAGRAM

Test:U:119.87V I:0.0654A P:7.5642W PF:0.9644 Freq:59.98Hz		
UTHDi:0.00% ITHDi:0.00% KDisp:0 Lamp Flux:573.862x1 lm		
NAME: ASD-CD-TGS-2D8AC-WH	TYPE:	WEIGHT:
SPEC.: 2700K 90	DIM.:	SERIAL No.:
MFR.: ASD LIGHTING CORP	SUR.:	Shielding Angle:

ρcc	80%			70%			50%			30%			10%			0
	50%	30%	10%	50%	30%	10%	50%	30%	10%	50%	30%	10%	50%	30%	10%	
ρw	0															
ρfc	0															
RCR	RCR:Room Cavity Ratio Coefficients of Utilization(CU)															
0.0	1.19	1.19	1.19	1.16	1.16	1.16	1.11	1.11	1.11	1.06	1.06	1.06	1.02	1.02	1.02	1.00
1.0	1.11	1.09	1.06	1.09	1.07	1.05	1.05	1.03	1.01	1.01	.00	.98	.98	.97	.96	.94
2.0	1.04	.00	.96	1.02	.98	.95	.99	.96	.93	.96	.93	.91	.93	.91	.89	.88
3.0	.97	.92	.88	.96	.91	.88	.93	.89	.86	.91	.88	.85	.88	.86	.84	.82
4.0	.91	.86	.82	.90	.85	.81	.88	.84	.80	.86	.82	.79	.84	.81	.79	.77
5.0	.86	.80	.76	.85	.80	.76	.83	.79	.75	.82	.78	.75	.80	.77	.74	.73
6.0	.81	.75	.71	.80	.75	.71	.79	.74	.71	.78	.73	.70	.76	.73	.70	.68
7.0	.77	.71	.67	.76	.71	.67	.75	.70	.67	.74	.70	.66	.73	.69	.66	.65
8.0	.73	.67	.64	.72	.67	.63	.71	.67	.63	.70	.66	.63	.69	.66	.63	.61
9.0	.69	.64	.60	.69	.64	.60	.68	.63	.60	.67	.63	.60	.66	.62	.59	.58
10.0	.66	.61	.57	.66	.61	.57	.65	.60	.57	.64	.60	.57	.64	.60	.57	.55



C Range: 0 - 360DEG
 C Interval: 22.5DEG
 Test Speed: HIGH
 Temperature:25.3 °C
 Operators:
 Test Date:2023-04-13

γ Range: 0 - 90DEG
 γ Interval: 1.0DEG
 Test System:EVERFINE GO-SPEX500_V1 SYSTEM V2.00.460
 Humidity:65.0%
 Test Distance:3.090m [K=1.0000]
 Remarks:

WEC AND CCEC

Test:U:119.87V I:0.0654A P:7.5642W PF:0.9644 Freq:59.98Hz		
UTHDi:0.00% ITHDi:0.00% KDisp:0 Lamp Flux:573.862x1 lm		
NAME: ASD-CD-TGS-2D8AC-WH	TYPE:	WEIGHT:
SPEC.: 2700K 90	DIM.:	SERIAL No.:
MFR.: ASD LIGHTING CORP	SUR.:	Shielding Angle:

ρ_{cc}	80%			70%			50%			30%			10%			0
ρ_w	50%	30%	10%	50%	30%	10%	50%	30%	10%	50%	30%	10%	50%	30%	10%	0
ρ_{fc}	20%			20%			20%			20%			20%			0
RCR	RCR:Room Cavity Ratio						Wall Exitance Coefficients(WEC)									
0.0																
1.0	.174	.099	.031	.167	.095	.030	.155	.089	.028	.143	.083	.026	.132	.077	.025	
2.0	.166	.091	.028	.160	.088	.027	.150	.083	.026	.140	.078	.025	.131	.074	.023	
3.0	.157	.084	.025	.152	.082	.025	.143	.078	.024	.135	.074	.023	.127	.070	.022	
4.0	.149	.077	.023	.145	.076	.022	.137	.073	.022	.130	.070	.021	.123	.067	.020	
5.0	.141	.072	.021	.138	.071	.021	.131	.068	.020	.125	.066	.020	.119	.063	.019	
6.0	.134	.067	.019	.131	.066	.019	.125	.064	.019	.120	.062	.018	.115	.060	.018	
7.0	.128	.063	.018	.125	.062	.018	.120	.061	.017	.115	.059	.017	.110	.057	.017	
8.0	.122	.060	.017	.120	.059	.017	.115	.057	.016	.111	.056	.016	.107	.055	.016	
9.0	.117	.056	.016	.115	.056	.016	.110	.055	.015	.106	.053	.015	.103	.052	.015	
10.0	.112	.054	.015	.110	.053	.015	.106	.052	.015	.103	.051	.014	.099	.050	.014	

ρ_{cc}	80%			70%			50%			30%			10%			0
ρ_w	50%	30%	10%	50%	30%	10%	50%	30%	10%	50%	30%	10%	50%	30%	10%	0
ρ_{fc}	20%			20%			20%			20%			20%			0
RCR	RCR:Room Cavity Ratio						Ceiling Cavity Exitance Coefficients(CCEC)									
0.0	.190	.190	.190	.163	.163	.163	.111	.111	.111	.064	.064	.064	.020	.020	.020	
1.0	.171	.157	.145	.146	.135	.125	.100	.093	.086	.058	.054	.050	.018	.017	.016	
2.0	.155	.133	.113	.133	.114	.098	.091	.079	.068	.053	.046	.040	.017	.015	.013	
3.0	.143	.114	.090	.122	.098	.078	.084	.068	.055	.049	.040	.032	.016	.013	.011	
4.0	.132	.099	.073	.113	.085	.064	.078	.059	.045	.045	.035	.027	.015	.011	.009	
5.0	.123	.087	.060	.106	.075	.053	.073	.053	.037	.042	.031	.022	.014	.010	.007	
6.0	.115	.078	.051	.099	.067	.044	.068	.047	.031	.040	.028	.019	.013	.009	.006	
7.0	.109	.070	.043	.093	.061	.037	.065	.043	.026	.038	.025	.016	.012	.008	.005	
8.0	.103	.064	.037	.088	.055	.032	.061	.039	.023	.036	.023	.014	.012	.007	.004	
9.0	.097	.058	.032	.084	.051	.028	.058	.036	.020	.034	.021	.012	.011	.007	.004	
10.0	.093	.054	.028	.080	.047	.024	.055	.033	.017	.032	.019	.010	.010	.006	.003	

C Range: 0 - 360DEG
 C Interval: 22.5DEG
 Test Speed: HIGH
 Temperature:25.3°C
 Operators:
 Test Date:2023-04-13

γ Range: 0 - 90DEG
 γ Interval: 1.0DEG
 Test System:EVERFINE GO-SPEX500_V1 SYSTEM V2.00.460
 Humidity:65.0%
 Test Distance:3.090m [K=1.0000]
 Remarks:

UGR(Unified Glare Rating) Table

Test:U:119.87V I:0.0654A P:7.5642W PF:0.9644 Freq:59.98Hz UTHDi:0.00% ITHDi:0.00% KDisp:0 Lamp Flux:573.862x1 lm		
NAME: ASD-CD-TGS-2D8AC-WH	TYPE:	WEIGHT:
SPEC.: 2700K 90	DIM.:	SERIAL No.:
MFR.: ASD LIGHTING CORP	SUR.:	Shielding Angle:

ceiling/cavity	0.7	0.7	0.5	0.5	0.3	0.7	0.7	0.5	0.5	0.3
walls	0.5	0.3	0.5	0.3	0.3	0.5	0.3	0.5	0.3	0.3
working plane	0.2	0.2	0.2	0.2	0.2	0.2	0.2	0.2	0.2	0.2

Room dimensions	Viewed crosswise					Viewed endwise				
x = 2H y = 2H	6.6	7.5	6.8	7.6	7.8	7.3	8.2	7.5	8.3	8.5
3H	6.7	7.5	7.0	7.7	7.9	7.4	8.2	7.6	8.4	8.6
4H	6.7	7.5	7.0	7.7	7.9	7.4	8.2	7.7	8.4	8.6
6H	6.6	7.4	6.9	7.6	7.8	7.3	8.1	7.6	8.3	8.6
8H	6.6	7.3	6.9	7.5	7.8	7.3	8.0	7.6	8.3	8.5
12H	6.5	7.2	6.9	7.5	7.8	7.3	7.9	7.6	8.2	8.5
4H 2H	6.5	7.3	6.8	7.5	7.7	7.2	8.0	7.4	8.2	8.4
3H	6.7	7.4	7.0	7.6	7.9	7.3	8.0	7.7	8.3	8.6
4H	6.7	7.3	7.0	7.6	7.9	7.4	8.0	7.7	8.3	8.6
6H	6.6	7.2	7.0	7.5	7.8	7.3	7.9	7.7	8.2	8.5
8H	6.6	7.1	7.0	7.4	7.8	7.3	7.8	7.7	8.1	8.5
12H	6.5	7.0	7.0	7.4	7.8	7.2	7.7	7.6	8.1	8.5
8H 4H	6.6	7.1	7.0	7.4	7.8	7.3	7.8	7.6	8.1	8.5
6H	6.5	6.9	7.0	7.3	7.8	7.2	7.6	7.6	8.0	8.4
8H	6.5	6.9	6.9	7.3	7.7	7.2	7.5	7.6	8.0	8.4
12H	6.4	6.8	6.9	7.2	7.7	7.1	7.5	7.6	7.9	8.4
12H 4H	6.5	7.0	7.0	7.4	7.8	7.2	7.7	7.6	8.0	8.4
6H	6.5	6.8	6.9	7.3	7.7	7.2	7.5	7.6	7.9	8.4
8H	6.4	6.8	6.9	7.2	7.7	7.1	7.4	7.6	7.9	8.4

Variations with the observer position at spacings(CIE Pub.117):		
S = 1.0H	+ 1.7 / - 2.8	+ 2.2 / - 3.2
1.5H	+ 3.2 / - 2.4	+ 3.9 / - 3.0
2.0H	+ 2.4 / - 2.2	+ 2.6 / - 2.0

CIE Pub.117, 573.9 lm Total Lamp Luminous Flux Correct (8log(F/F0) = -1.9)
 Area: 0.111111 m2

C Range: 0 - 360DEG	γ Range: 0 - 90DEG
C Interval: 22.5DEG	γ Interval: 1.0DEG
Test Speed: HIGH	Test System:EVERFINE GO-SPEX500_V1 SYSTEM V2.00.460
Temperature:25.3°C	Humidity:65.0%
Operators:	Test Distance:3.090m [K=1.0000]
Test Date:2023-04-13	Remarks:

UTILIZATION FACTORS TABLE

Test:U:119.87V I:0.0654A P:7.5642W PF:0.9644 Freq:59.98Hz UTHDi:0.00% ITHDi:0.00% KDisp:0 Lamp Flux:573.862x1 lm		
NAME: ASD-CD-TGS-2D8AC-WH	TYPE:	WEIGHT:
SPEC.: 2700K 90	DIM.:	SERIAL No.:
MFR.: ASD LIGHTING CORP	SUR.:	Shielding Angle:

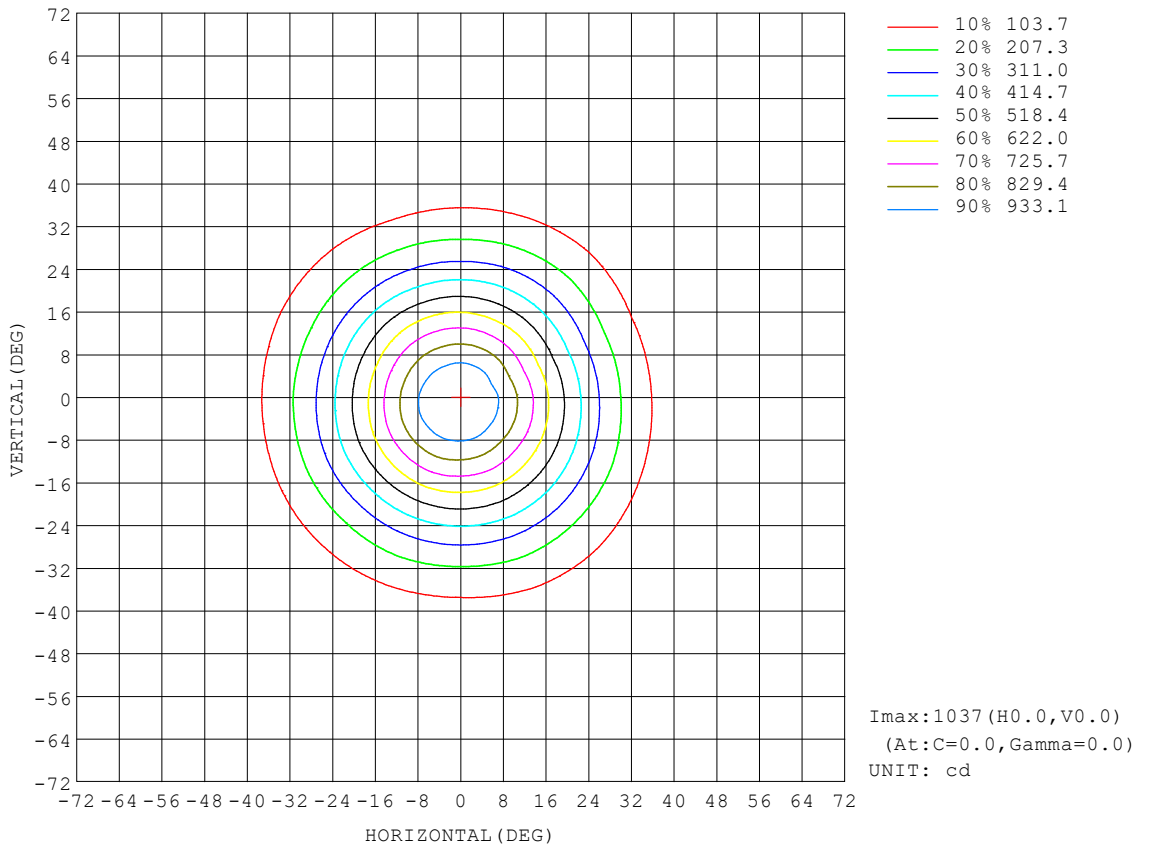
REFLECTANCE										
Ceiling	0.8	0.8	0.8	0.7	0.7	0.7	0.5	0.5	0.5	0
Walls	0.7	0.5	0.3	0.7	0.5	0.3	0.7	0.5	0.3	0
Working plane	0.2	0.2	0.2	0.2	0.2	0.2	0.2	0.2	0.2	0
ROOM INDEX	UTILIZATION FACTORS (PERCENT) $k(RI) \times RCR = 5$									
$k = 0.60$	86	79	75	85	79	75	85	79	75	72
0.80	94	87	84	93	87	83	92	87	83	79
1.00	98	92	89	97	92	88	96	92	88	84
1.25	102	97	93	101	96	93	99	95	92	88
1.50	105	100	97	104	99	96	102	98	95	91
2.00	108	104	100	107	103	100	104	101	98	93
2.50	110	106	103	108	105	102	105	102	100	94
3.00	111	108	105	110	106	104	106	104	102	95
4.00	114	111	108	111	109	107	108	106	104	97
5.00	115	112	111	113	111	109	109	107	106	98
ROOM INDEX	UF(total)									Direct
According to DIN EN 13032-2 2004			Suspended				SHRNOM = 1.25			

C Range: 0 - 360DEG
 C Interval: 22.5DEG
 Test Speed: HIGH
 Temperature:25.3°C
 Operators:
 Test Date:2023-04-13

γ Range: 0 - 90DEG
 γ Interval: 1.0DEG
 Test System:EVERFINE GO-SPEX500_V1 SYSTEM V2.00.460
 Humidity:65.0%
 Test Distance:3.090m [K=1.0000]
 Remarks:

ISOCANDELA DIAGRAM

Test:U:119.87V I:0.0654A P:7.5642W PF:0.9644 Freq:59.98Hz UTHDi:0.00% ITHDi:0.00% KDisp:0 Lamp Flux:573.862x1 lm		
NAME: ASD-CD-TGS-2D8AC-WH	TYPE:	WEIGHT:
SPEC.: 2700K 90	DIM.:	SERIAL No.:
MFR.: ASD LIGHTING CORP	SUR.:	Shielding Angle:




C Range: 0 - 360DEG
 C Interval: 22.5DEG
 Test Speed: HIGH
 Temperature:25.3°C
 Operators:
 Test Date:2023-04-13

γ Range: 0 - 90DEG
 γ Interval: 1.0DEG
 Test System:EVERFINE GO-SPEX500_V1 SYSTEM V2.00.460
 Humidity:65.0%
 Test Distance:3.090m [K=1.0000]
 Remarks:

AAI Figure

Test:U:119.87V I:0.0654A P:7.5642W PF:0.9644 Freq:59.98Hz UTHDi:0.00% ITHDi:0.00% KDisp:0 Lamp Flux:573.862x1 lm		
NAME: ASD-CD-TGS-2D8AC-WH	TYPE:	WEIGHT:
SPEC.: 2700K 90	DIM.:	SERIAL No.:
MFR.: ASD LIGHTING CORP	SUR.:	Shielding Angle:



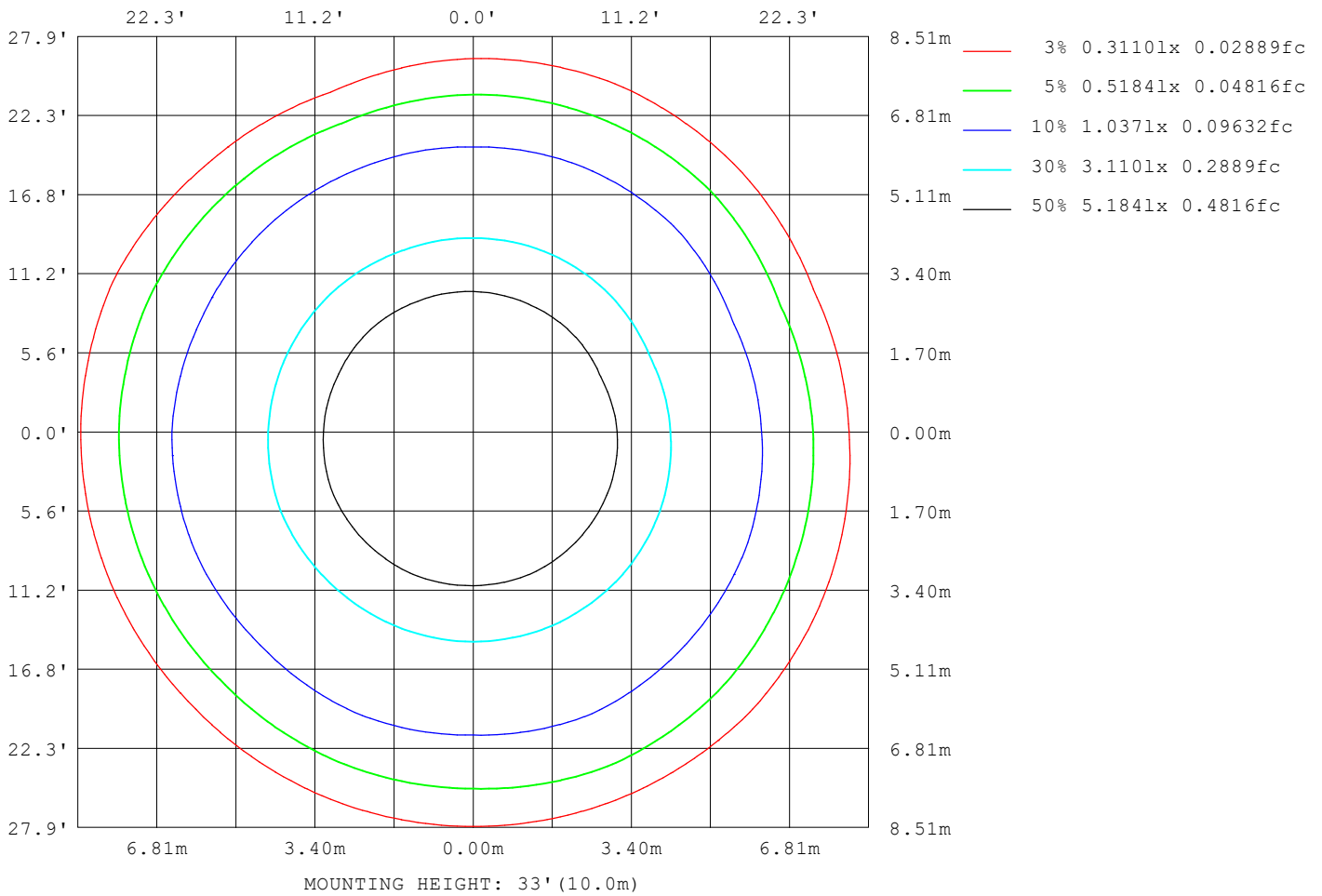
Note: The Curves indicate the illuminated area and the average illumination when the luminaire is at different distance.

C Range: 0 - 360DEG
 C Interval: 22.5DEG
 Test Speed: HIGH
 Temperature: 25.3°C
 Operators:
 Test Date: 2023-04-13

γ Range: 0 - 90DEG
 γ Interval: 1.0DEG
 Test System: EVERFINE GO-SPEX500_V1 SYSTEM V2.00.460
 Humidity: 65.0%
 Test Distance: 3.090m [K=1.0000]
 Remarks:

ISOLUX DIAGRAM

Test:U:119.87V I:0.0654A P:7.5642W PF:0.9644 Freq:59.98Hz UTHDi:0.00% ITHDi:0.00% KDisp:0 Lamp Flux:573.862x1 lm		
NAME: ASD-CD-TGS-2D8AC-WH	TYPE:	WEIGHT:
SPEC.: 2700K 90	DIM.:	SERIAL No.:
MFR.: ASD LIGHTING CORP	SUR.:	Shielding Angle:



C Range: 0 - 360DEG
 C Interval: 22.5DEG
 Test Speed: HIGH
 Temperature: 25.3°C
 Operators:
 Test Date: 2023-04-13

γ Range: 0 - 90DEG
 γ Interval: 1.0DEG
 Test System: EVERFINE GO-SPEX500_V1 SYSTEM V2.00.460
 Humidity: 65.0%
 Test Distance: 3.090m [K=1.0000]
 Remarks:

LED Avg.L Report

Test:U:119.87V I:0.0654A P:7.5642W PF:0.9644 Freq:59.98Hz UTHDi:0.00% ITHDi:0.00% KDisp:0 Lamp Flux:573.862x1 lm		
NAME: ASD-CD-TGS-2D8AC-WH	TYPE:	WEIGHT:
SPEC.: 2700K 90	DIM.:	SERIAL No.:
MFR.: ASD LIGHTING CORP	SUR.:	Shielding Angle:

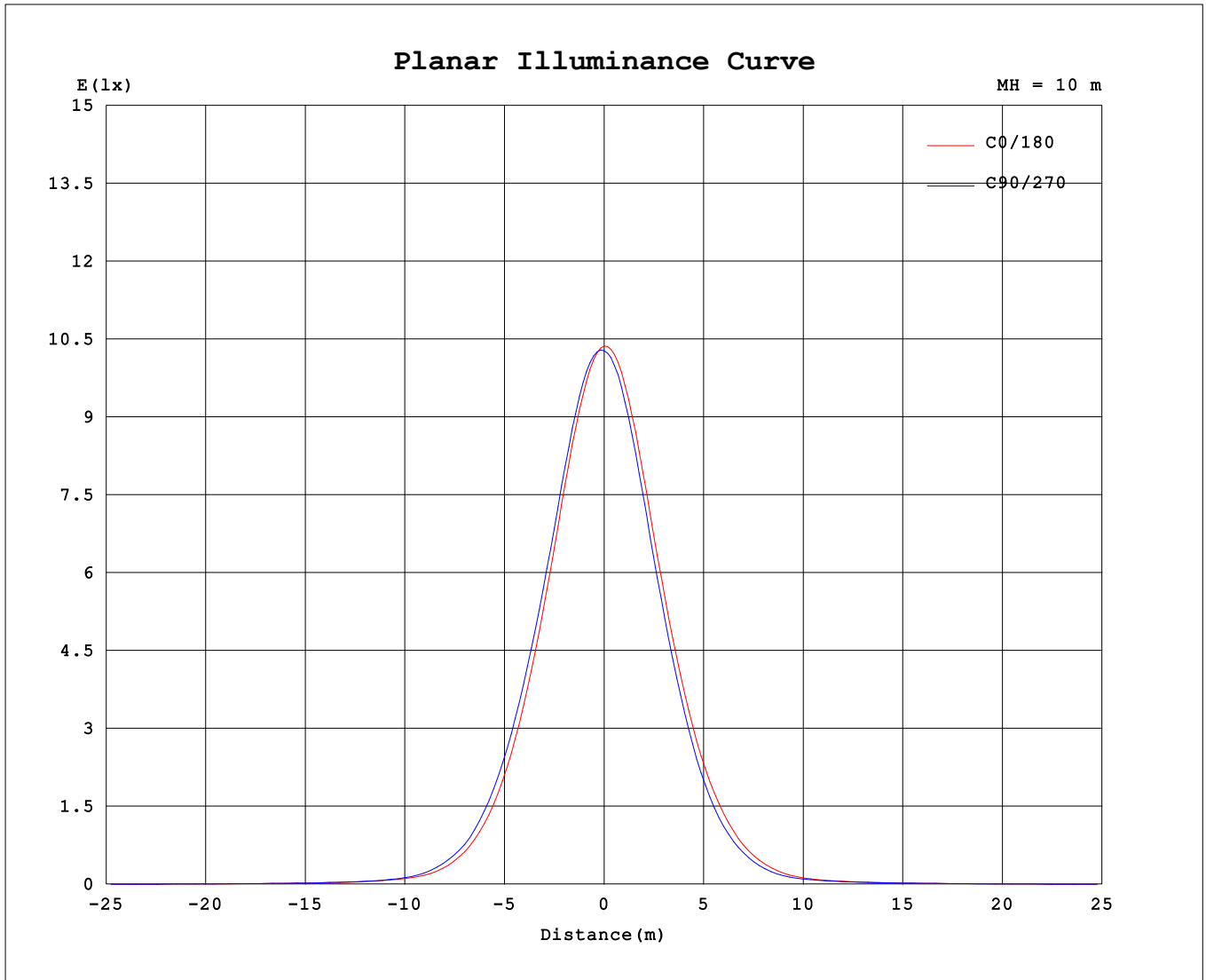
AvgL	cd/m2
L_0~180 (65) av	174
L_0~180 (75) av	74
L_0~180 (85) av	27
L_90~270 (65) av	172
L_90~270 (75) av	87
L_90~270 (85) av	45
L_45 (65) av	129
L_45 (75) av	53
L_45 (85) av	34

Standard: GB/T 29293-2012

C Range: 0 - 360DEG
 C Interval: 22.5DEG
 Test Speed: HIGH
 Temperature:25.3℃
 Operators:
 Test Date:2023-04-13

γ Range: 0 - 90DEG
 γ Interval: 1.0DEG
 Test System:EVERFINE GO-SPEX500_V1 SYSTEM V2.00.460
 Humidity:65.0%
 Test Distance:3.090m [K=1.0000]
 Remarks:

Planar Illuminance Curve



C Range: 0 - 360DEG
 C Interval: 22.5DEG
 Test Speed: HIGH
 Temperature: 25.3 °C
 Operators:
 Test Date: 2023-04-13

γ Range: 0 - 90DEG
 γ Interval: 1.0DEG
 Test System: EVERFINE GO-SPEX500_V1 SYSTEM V2.00.460
 Humidity: 65.0%
 Test Distance: 3.090m [K=1.0000]
 Remarks:

