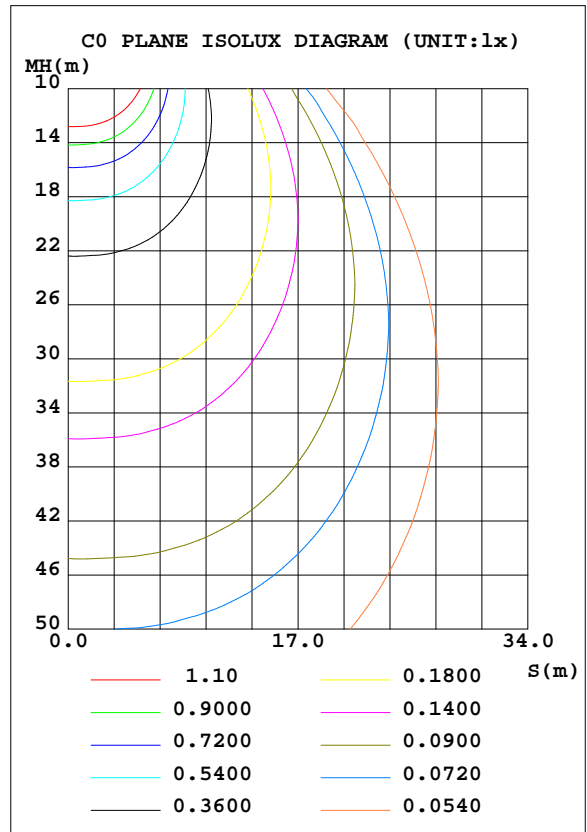
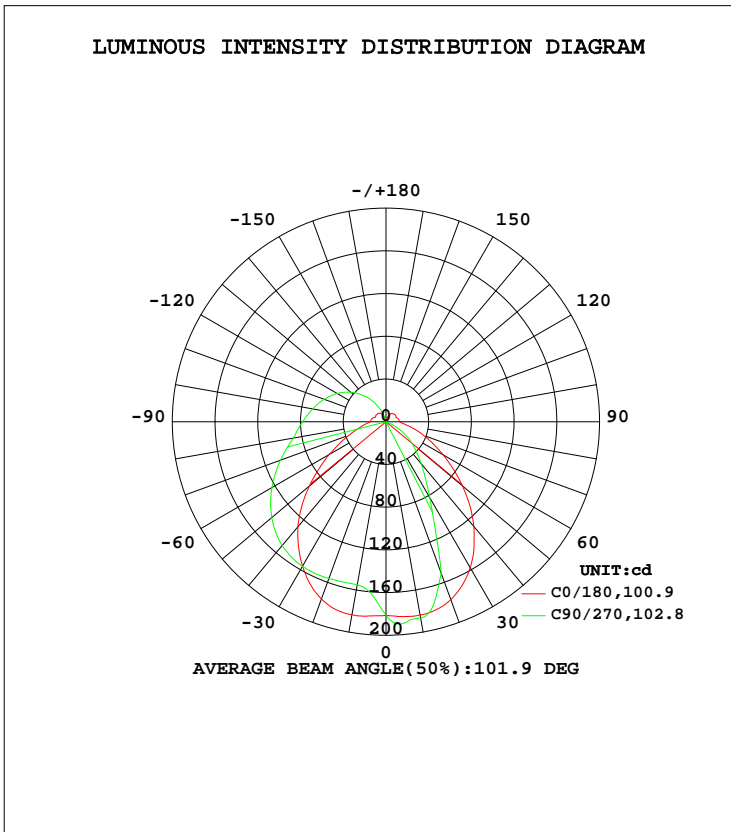


LUMINAIRE PHOTOMETRIC TEST REPORT

Test:U:120.1V I:0.0986A P:11.47W PF:0.9689 Lamp Flux:996x1 lm		
NAME: LED luminaires	TYPE:N/A	WEIGHT:N/A
SPEC.:ASD-LVF24M-2D12CC-BK 4000K	DIM.: N/A	SERIAL No.:N/A
MFR.: ASD Lighting corp	SUR.:N/A	Shielding Angle:N/A

DATA OF LAMP		PHOTOMETRIC DATA			
MODEL ASD-LVF24M-2D12CC-BK 4000		Eff: 86,83 lm/W			
		I _{max} (cd)	192.2	S/MH(C0/180)	1.27
NOMINAL POWER(W)		LOR(%)	100.0	S/MH(C90/270)	0.88
RATED VOLTAGE(V)	120	TOTAL FLUX(lm)	996	η UP, DN(C0-180)	18.3,54.7
NOMINAL FLUX(lm)	996	CIE CLASS	SEMI-D.	η UP, DN(C180-360)	1.0,26.0
LAMPS INSIDE	1	η up(%)	19.3	CIBSE SHR NOM	1.25
TEST VOLTAGE(V)	120	η down(%)	80.7	CIBSE SHR MAX	1.30



C Range: 0 - 360DEG
 C Interval: 22.5DEG
 Test Speed: HIGH
 Temperature:25.1DEG
 Operators:Evan
 Test Date:2022-11-29

γ Range: 0 - 180DEG
 γ Interval: 1.0DEG
 Test System:EVERFINE GO-R5000_V2 SYSTEM V2.0.351
 Humidity:42%
 Test Distance:2.532m [K=1.0000]
 Remarks:

ZONAL FLUX DIAGRAM

ZONAL FLUX DIAGRAM:

γ	C0	C45	C90	C135	C180	C225	C270	C315	γ	Φ zone	Φ total	%lum,lamp
10	183.4	159.4	155.0	159.5	183.7	189.2	186.6	187.3	0- 10	16.96	16.96	2.6,2.6
20	176.6	157.8	156.2	157.4	177.4	179.7	151.2	175.7	10- 20	48.54	65.51	10,10
30	156.2	155.4	156.2	154.1	157.8	135.1	81.91	129.8	20- 30	70.56	136.1	20.8,20.8
40	128.2	149.4	151.2	147.7	128.0	78.50	51.21	76.75	30- 40	80.07	216.1	33.1,33.1
50	93.72	139.4	139.7	137.5	93.41	46.10	32.16	46.00	40- 50	81.37	297.5	45.6,45.6
60	61.42	125.4	123.3	123.7	61.61	26.10	14.81	26.42	50- 60	74.72	372.2	57,57
70	37.05	109.1	105.1	107.5	37.77	7.565	0.6294	7.888	60- 70	63.05	435.3	66.7,66.7
80	22.57	91.66	88.08	90.71	20.85	0.0872	0.1053	0.0989	70- 80	50.32	485.6	74.4,74.4
90	14.69	79.03	78.11	78.88	12.45	0.1178	0.1419	0.1383	80- 90	41.17	526.8	80.7,80.7
100	13.96	68.54	69.77	68.59	12.24	0.1323	0.1566	0.1559	90-100	35.17	561.9	86.1,86.1
110	12.09	58.03	61.50	58.13	10.98	0.1093	0.1250	0.1273	100-110	29.52	591.5	90.6,90.6
120	11.16	47.69	52.97	47.72	10.78	0.0935	0.1042	0.1040	110-120	23.37	614.8	94.2,94.2
130	11.14	36.75	43.06	36.73	10.74	0.0954	0.1040	0.1064	120-130	17.20	632.0	96.8,96.8
140	10.49	25.22	31.62	25.18	10.02	0.1370	0.1034	0.1199	130-140	11.27	643.3	98.5,98.5
150	9.132	13.68	19.23	13.63	8.460	0.6148	0.1171	0.2159	140-150	6.284	649.6	99.5,99.5
160	5.418	3.638	6.944	3.470	4.823	1.829	0.1541	0.2268	150-160	2.585	652.2	99.9,99.9
170	2.044	1.130	0.3566	0.8539	1.570	1.170	0.1901	0.2029	160-170	0.5644	652.7	100,100
180	0.2573	0.2630	0.2769	0.2811	0.2568	0.2593	0.2682	0.2781	170-180	0.0495	652.8	100,100
DEG	LUMINOUS INTENSITY:cd									UNIT:lm		

Conical surface Flux(90deg): 257.24 lm

%lum = 39.4%

%lamp = 39.4%

Conical surface Flux(120deg): 372.23 lm

%lum = 57.0%

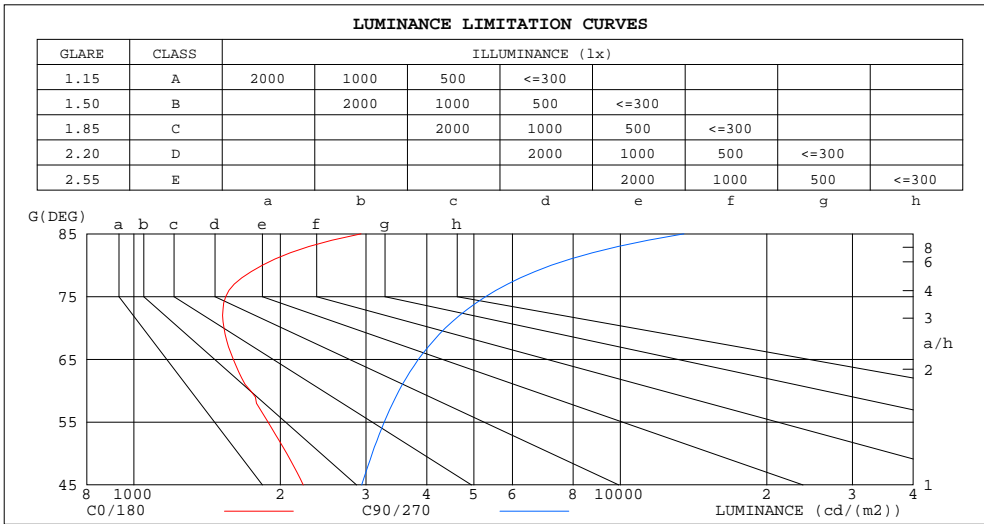
%lamp = 57.0%

C Range: 0 - 360DEG
 C Interval: 22.5DEG
 Test Speed: HIGH
 Temperature:25.1DEG
 Operators:Evan
 Test Date:2022-11-29

γ Range: 0 - 180DEG
 γ Interval: 1.0DEG
 Test System:EVERFINE GO-R5000_V2 SYSTEM V2.0.351
 Humidity:42%
 Test Distance:2.532m [K=1.0000]
 Remarks:

LUMINANCE LIMITATION CURVES

Test:U:120.1V I:0.0986A P:11.47W PF:0.9689 Lamp Flux:996x1 lm		
NAME: LED luminaires	TYPE:N/A	WEIGHT:N/A
SPEC.:ASD-LVF24M-2D12CC-BK 4000K	DIM.: N/A	SERIAL No.:N/A
MFR.: ASD Lighting corp	SUR.:N/A	Shielding Angle:N/A



LUMINANCE cd/(m2)		
G (DEG)	C0/180	C90/270
85	2930	13508
80	1838	7214
75	1545	5287
70	1532	4370
65	1601	3843
60	1737	3508
55	1887	3271
50	2062	3091
45	2229	2940

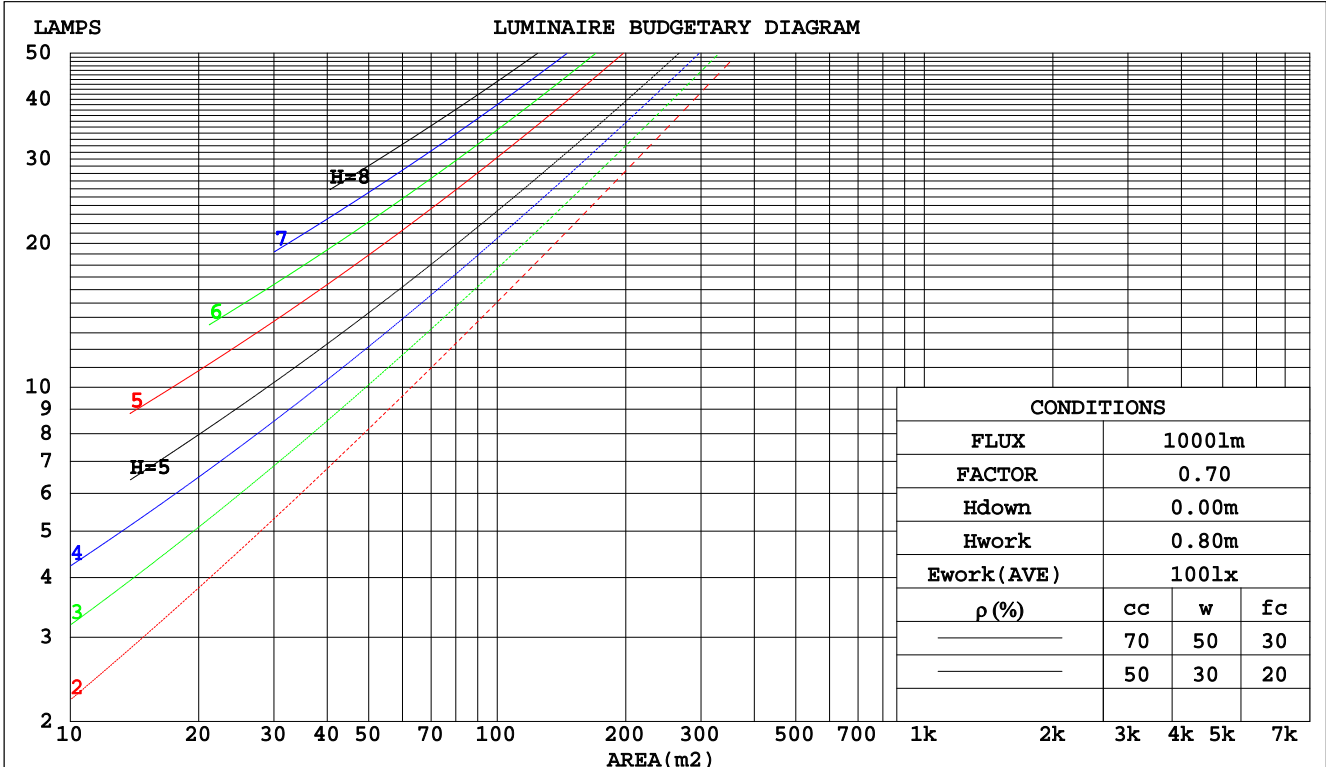
C Range: 0 - 360DEG
 C Interval: 22.5DEG
 Test Speed: HIGH
 Temperature:25.1DEG
 Operators:Evan
 Test Date:2022-11-29

γ Range: 0 - 180DEG
 γ Interval: 1.0DEG
 Test System:EVERFINE GO-R5000_V2 SYSTEM V2.0.351
 Humidity:42%
 Test Distance:2.532m [K=1.0000]
 Remarks:

CU AND LUMINAIRE BUDGETARY ESTIMATE DIAGRAM

Test:U:120.1V I:0.0986A P:11.47W PF:0.9689 Lamp Flux:996x1 lm		
NAME: LED luminaires	TYPE:N/A	WEIGHT:N/A
SPEC.:ASD-LVF24M-2D12CC-BK 4000K	DIM.: N/A	SERIAL No.:N/A
MFR.: ASD Lighting corp	SUR.:N/A	Shielding Angle:N/A

pcc	80%			70%			50%			30%			10%			0
pw	50%	30%	10%	50%	30%	10%	50%	30%	10%	50%	30%	10%	50%	30%	10%	0
pfc	20%			20%			20%			20%			20%			0
RCR	RCR:Room Cavity Ratio						Coefficients of Utilization(CU)									
0.0	1.14	1.14	1.14	1.10	1.10	1.10	1.00	1.00	1.00	.92	.92	.92	.84	.84	.84	.81
1.0	.97	.92	.87	.93	.88	.84	.85	.81	.78	.78	.75	.72	.71	.69	.67	.63
2.0	.84	.76	.70	.80	.73	.68	.73	.68	.63	.67	.63	.59	.61	.58	.55	.52
3.0	.73	.65	.58	.70	.62	.56	.64	.58	.53	.59	.54	.49	.54	.50	.46	.43
4.0	.65	.56	.49	.62	.54	.47	.57	.50	.45	.52	.47	.42	.48	.43	.40	.37
5.0	.58	.49	.42	.55	.47	.41	.51	.44	.39	.47	.41	.36	.43	.38	.34	.32
6.0	.52	.43	.37	.50	.42	.36	.46	.39	.34	.43	.37	.32	.39	.34	.30	.28
7.0	.47	.38	.32	.45	.37	.31	.42	.35	.30	.39	.33	.28	.36	.31	.27	.25
8.0	.43	.34	.29	.41	.33	.28	.38	.32	.27	.36	.30	.25	.33	.28	.24	.22
9.0	.39	.31	.26	.38	.30	.25	.35	.29	.24	.33	.27	.23	.31	.26	.22	.20
10.0	.36	.28	.23	.35	.28	.23	.33	.26	.22	.31	.25	.21	.29	.24	.20	.18



C Range: 0 - 360DEG
 C Interval: 22.5DEG
 Test Speed: HIGH
 Temperature:25.1DEG
 Operators:Evan
 Test Date:2022-11-29

γ Range: 0 - 180DEG
 γ Interval: 1.0DEG
 Test System:EVERFINE GO-R5000_V2 SYSTEM V2.0.351
 Humidity:42%
 Test Distance:2.532m [K=1.0000]
 Remarks:

WEC AND CCEC

Test:U:120.1V I:0.0986A P:11.47W PF:0.9689 Lamp Flux:996x1 lm		
NAME: LED luminaires	TYPE:N/A	WEIGHT:N/A
SPEC.:ASD-LVF24M-2D12CC-BK 4000K	DIM.: N/A	SERIAL No.:N/A
MFR.: ASD Lighting corp	SUR.:N/A	Shielding Angle:N/A

ρcc	80%			70%			50%			30%			10%			0
ρw	50%	30%	10%	50%	30%	10%	50%	30%	10%	50%	30%	10%	50%	30%	10%	0
ρfc	20%			20%			20%			20%			20%			0
RCR	RCR:Room Cavity Ratio						Wall Exitance Coefficients(WEC)									
0.0																
1.0	.357	.203	.064	.344	.196	.062	.320	.183	.059	.297	.171	.055	.277	.160	.052	
2.0	.312	.171	.053	.301	.166	.051	.279	.155	.048	.258	.145	.045	.240	.135	.043	
3.0	.280	.149	.045	.269	.144	.043	.249	.135	.041	.231	.126	.039	.214	.118	.037	
4.0	.253	.132	.039	.244	.128	.038	.226	.120	.036	.209	.112	.034	.193	.105	.032	
5.0	.231	.118	.034	.223	.114	.033	.206	.107	.032	.191	.101	.030	.177	.094	.028	
6.0	.213	.107	.031	.205	.104	.030	.190	.097	.028	.176	.091	.027	.163	.086	.025	
7.0	.197	.097	.028	.190	.095	.027	.176	.089	.026	.163	.084	.024	.151	.079	.023	
8.0	.183	.090	.025	.177	.087	.025	.164	.082	.023	.152	.077	.022	.141	.072	.021	
9.0	.171	.083	.023	.165	.081	.023	.154	.076	.022	.143	.071	.020	.132	.067	.019	
10.0	.161	.077	.021	.155	.075	.021	.144	.071	.020	.134	.067	.019	.125	.063	.018	

ρcc	80%			70%			50%			30%			10%			0
ρw	50%	30%	10%	50%	30%	10%	50%	30%	10%	50%	30%	10%	50%	30%	10%	0
ρfc	20%			20%			20%			20%			20%			0
RCR	RCR:Room Cavity Ratio						Ceiling Cavity Exitance Coefficients(CCEC)									
0.0	.338	.338	.338	.288	.288	.288	.197	.197	.197	.113	.113	.113	.036	.036	.036	
1.0	.332	.304	.279	.284	.261	.240	.194	.180	.166	.112	.104	.097	.036	.033	.031	
2.0	.324	.281	.245	.278	.242	.212	.190	.167	.148	.110	.097	.087	.035	.032	.028	
3.0	.316	.264	.223	.271	.228	.193	.186	.158	.136	.108	.093	.080	.035	.030	.026	
4.0	.309	.252	.208	.265	.218	.181	.182	.152	.128	.105	.089	.075	.034	.029	.025	
5.0	.301	.242	.198	.259	.209	.173	.178	.146	.122	.103	.086	.072	.033	.028	.024	
6.0	.294	.234	.191	.252	.203	.166	.174	.142	.118	.101	.083	.070	.033	.027	.023	
7.0	.287	.227	.186	.247	.197	.162	.170	.138	.115	.099	.081	.068	.032	.027	.023	
8.0	.280	.222	.181	.241	.192	.158	.167	.135	.112	.097	.080	.067	.031	.026	.022	
9.0	.274	.217	.178	.236	.188	.155	.164	.132	.110	.095	.078	.066	.031	.026	.022	
10.0	.269	.213	.176	.232	.185	.153	.161	.130	.109	.094	.077	.065	.030	.025	.022	

C Range: 0 - 360DEG
 C Interval: 22.5DEG
 Test Speed: HIGH
 Temperature:25.1DEG
 Operators:Evan
 Test Date:2022-11-29

γ Range: 0 - 180DEG
 γ Interval: 1.0DEG
 Test System:EVERFINE GO-R5000_V2 SYSTEM V2.0.351
 Humidity:42%
 Test Distance:2.532m [K=1.0000]
 Remarks:

UGR(Unified Glare Rating) Table

Test:U:120.1V I:0.0986A P:11.47W PF:0.9689 Lamp Flux:996x1 lm										
NAME: LED luminaires					TYPE:N/A			WEIGHT:N/A		
SPEC.:ASD-LVF24M-2D12CC-BK 4000K					DIM.: N/A			SERIAL No.:N/A		
MFR.: ASD Lighting corp					SUR.:N/A			Shielding Angle:N/A		
ceiling/cavity	0.7	0.7	0.5	0.5	0.3	0.7	0.7	0.5	0.5	0.3
walls	0.5	0.3	0.5	0.3	0.3	0.5	0.3	0.5	0.3	0.3
working plane	0.2	0.2	0.2	0.2	0.2	0.2	0.2	0.2	0.2	0.2
Room dimensions	Viewed crosswise					Viewed endwise				
x = 2H y = 2H	15.6	16.9	16.1	17.4	18.0	17.4	18.7	17.9	19.2	19.8
3H	17.2	18.4	17.8	19.0	19.6	19.9	21.1	20.5	21.7	22.3
4H	17.9	19.1	18.5	19.6	20.3	21.3	22.4	21.9	23.0	23.6
6H	18.6	19.7	19.2	20.3	20.9	22.8	23.9	23.4	24.4	25.1
8H	18.9	19.9	19.5	20.5	21.2	23.6	24.7	24.3	25.3	26.0
12H	19.2	20.2	19.9	20.8	21.5	24.7	25.6	25.3	26.3	26.9
4H 2H	17.0	18.1	17.6	18.7	19.3	18.2	19.3	18.8	19.9	20.5
3H	19.1	20.1	19.7	20.7	21.4	21.0	22.0	21.6	22.6	23.3
4H	20.2	21.1	20.8	21.7	22.4	22.5	23.4	23.2	24.1	24.8
6H	21.1	21.9	21.8	22.6	23.4	24.2	25.0	24.9	25.7	26.5
8H	21.6	22.3	22.3	23.0	23.8	25.2	26.0	25.9	26.6	27.4
12H	22.0	22.7	22.7	23.4	24.2	26.3	27.0	27.0	27.7	28.5
8H 4H	21.3	22.1	22.0	22.8	23.5	23.1	23.9	23.8	24.5	25.3
6H	22.8	23.5	23.5	24.2	25.0	25.1	25.8	25.8	26.5	27.3
8H	23.6	24.2	24.3	24.9	25.7	26.3	26.9	27.0	27.6	28.4
12H	24.3	24.8	25.0	25.5	26.4	27.7	28.2	28.4	28.9	29.8
12H 4H	21.6	22.3	22.3	23.0	23.8	23.2	23.9	23.9	24.6	25.4
6H	23.4	23.9	24.1	24.7	25.5	25.4	25.9	26.1	26.7	27.5
8H	24.3	24.8	25.1	25.6	26.4	26.7	27.2	27.4	27.9	28.8
Variations with the observer position at spacings:										
S = 1.0H	+ 0.1 / - 0.1					+ 0.1 / - 0.1				
1.5H	+ 0.2 / - 0.3					+ 0.2 / - 0.3				
2.0H	+ 0.3 / - 0.5					+ 0.3 / - 0.4				

CIE Pub.117 Corrected 652.8 lm Total Lamp Luminous Flux.(8log(F/F0) = -1.5)

C Range: 0 - 360DEG
 C Interval: 22.5DEG
 Test Speed: HIGH
 Temperature:25.1DEG
 Operators:Evan
 Test Date:2022-11-29

γ Range: 0 - 180DEG
 γ Interval: 1.0DEG
 Test System:EVERFINE GO-R5000_V2 SYSTEM V2.0.351
 Humidity:42%
 Test Distance:2.532m [K=1.0000]
 Remarks:

UTILIZATION FACTORS TABLE

Test:U:120.1V I:0.0986A P:11.47W PF:0.9689 Lamp Flux:996x1 lm		
NAME: LED luminaires	TYPE:N/A	WEIGHT:N/A
SPEC.:ASD-LVF24M-2D12CC-BK 4000K	DIM.: N/A	SERIAL No.:N/A
MFR.: ASD Lighting corp	SUR.:N/A	Shielding Angle:N/A

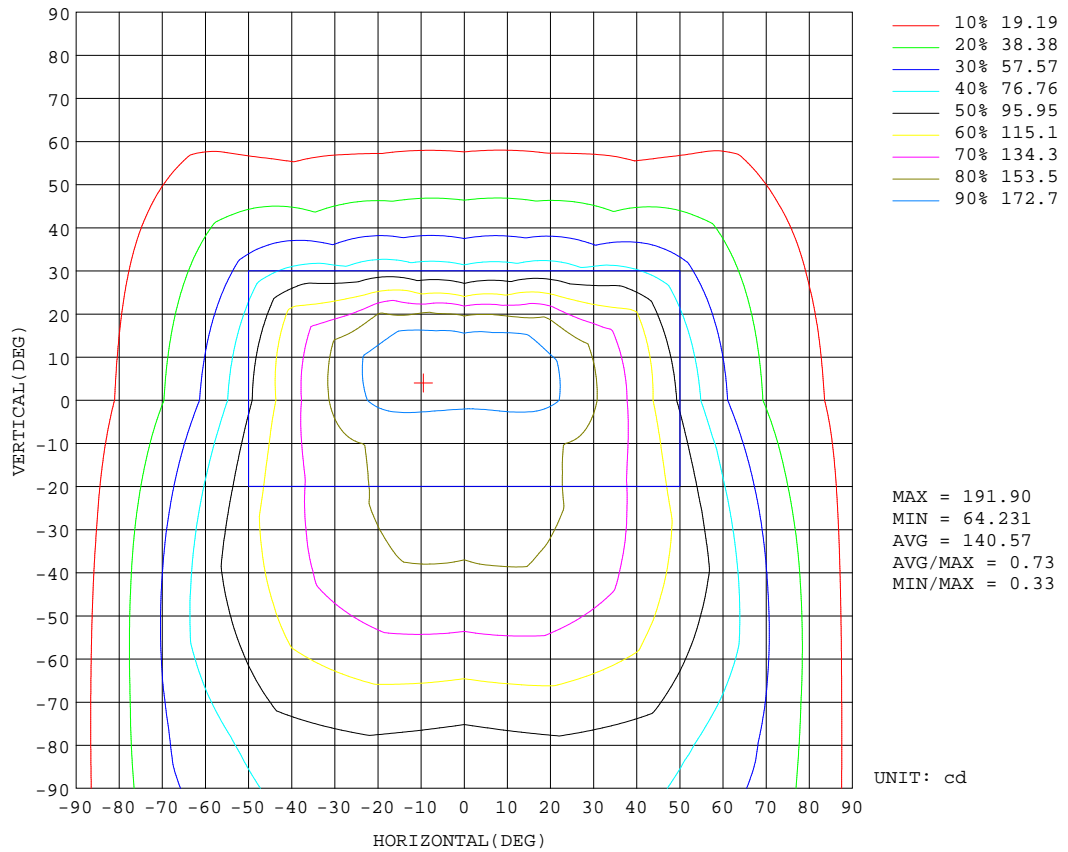
REFLECTANCE										
Ceiling	0.8	0.8	0.8	0.7	0.7	0.7	0.5	0.5	0.5	0
Walls	0.7	0.5	0.3	0.7	0.5	0.3	0.7	0.5	0.3	0
Working plane	0.2	0.2	0.2	0.2	0.2	0.2	0.2	0.2	0.2	0
ROOM INDEX	UTILIZATION FACTORS(PERCENT) $k(RI) \times RCR = 5$									
k = 0.60	50	38	31	49	38	31	47	37	31	24
0.80	59	47	39	58	46	39	55	45	38	30
1.00	67	55	47	65	54	46	61	54	45	36
1.25	74	62	54	71	60	53	67	58	51	42
1.50	79	67	59	76	66	58	71	62	56	46
2.00	86	75	67	83	73	66	77	69	63	51
2.50	90	80	73	86	78	71	80	73	67	55
3.00	93	85	78	90	82	76	83	77	71	58
4.00	98	90	84	94	87	82	87	81	77	62
5.00	101	94	89	97	91	86	89	84	80	65
ROOM INDEX	UF(total)									Direct
According to DIN EN 13032-2 2004			Suspended				SHRNOM = 1.25			

C Range: 0 - 360DEG
C Interval: 22.5DEG
Test Speed: HIGH
Temperature:25.1DEG
Operators:Evan
Test Date:2022-11-29

γ Range: 0 - 180DEG
 γ Interval: 1.0DEG
Test System:EVERFINE GO-R5000_V2 SYSTEM V2.0.351
Humidity:42%
Test Distance:2.532m [K=1.0000]
Remarks:

ISOCANDELA DIAGRAM

Test:U:120.1V I:0.0986A P:11.47W PF:0.9689 Lamp Flux:996x1 lm		
NAME: LED luminaires	TYPE:N/A	WEIGHT:N/A
SPEC.:ASD-LVF24M-2D12CC-BK 4000K	DIM.: N/A	SERIAL No.:N/A
MFR.: ASD Lighting corp	SUR.:N/A	Shielding Angle:N/A

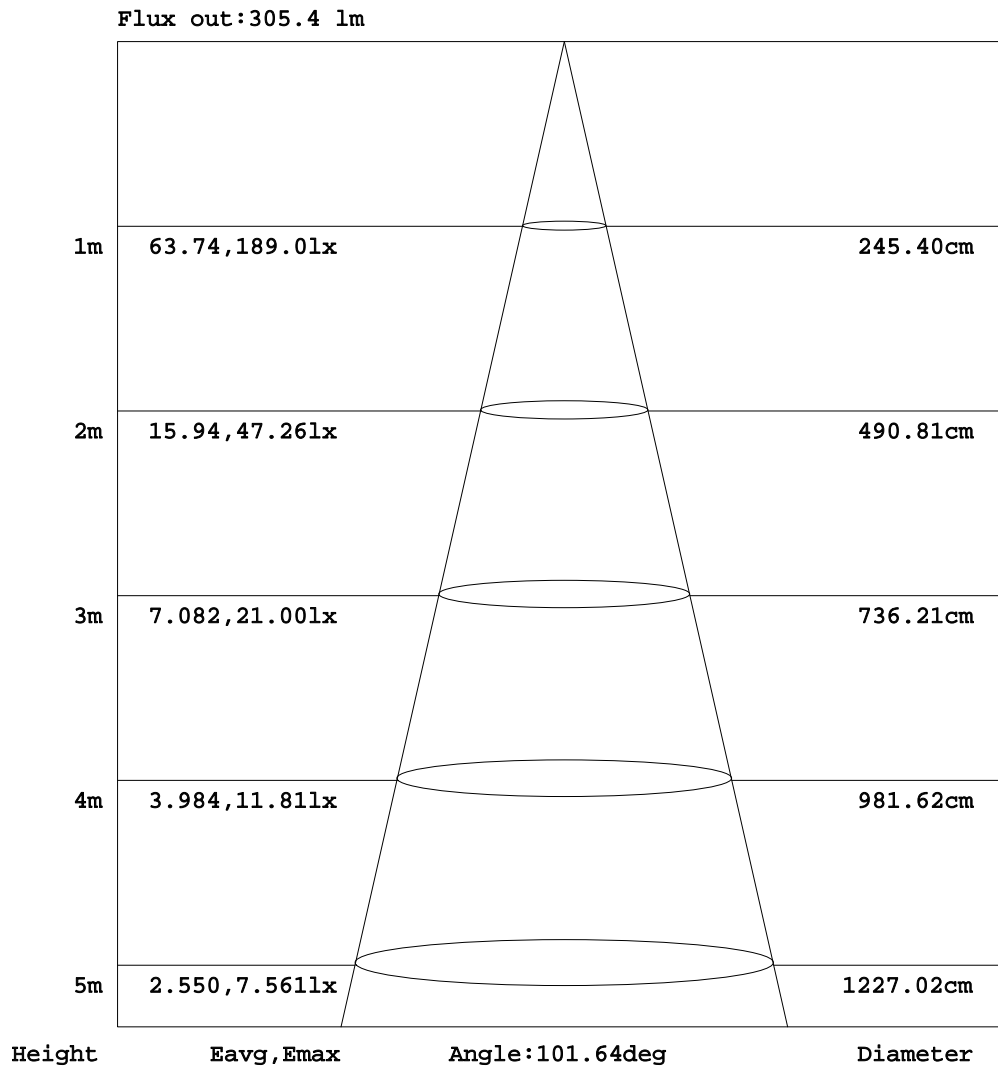


C Range: 0 - 360DEG
 C Interval: 22.5DEG
 Test Speed: HIGH
 Temperature:25.1DEG
 Operators:Evan
 Test Date:2022-11-29

γ Range: 0 - 180DEG
 γ Interval: 1.0DEG
 Test System:EVERFINE GO-R5000_V2 SYSTEM V2.0.351
 Humidity:42%
 Test Distance:2.532m [K=1.0000]
 Remarks:

AAI Figure

Test:U:120.1V I:0.0986A P:11.47W PF:0.9689 Lamp Flux:996x1 lm		
NAME: LED luminaires	TYPE:N/A	WEIGHT:N/A
SPEC.:ASD-LVF24M-2D12CC-BK 4000K	DIM.: N/A	SERIAL No.:N/A
MFR.: ASD Lighting corp	SUR.:N/A	Shielding Angle:N/A



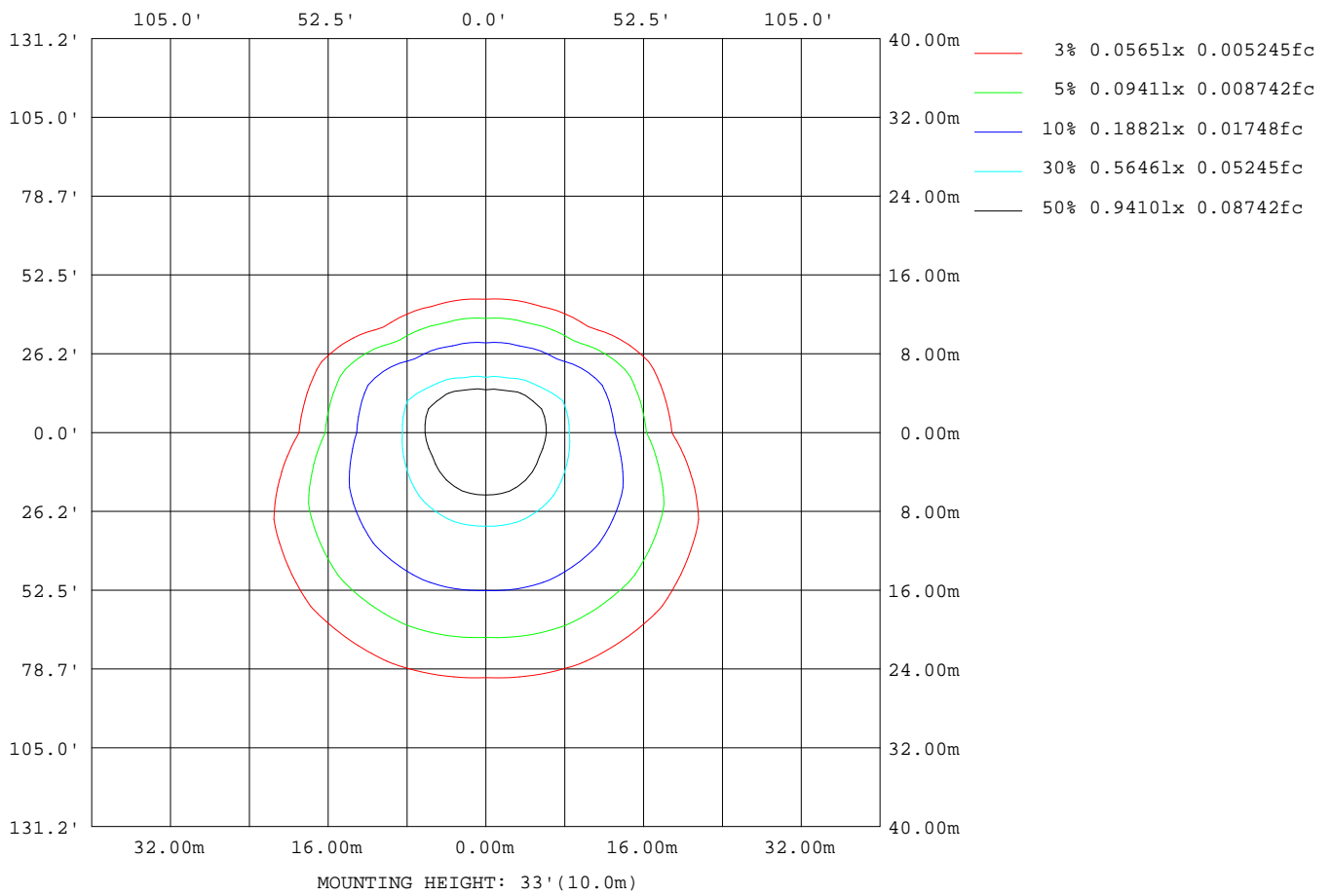
Note:The Curves indicate the illuminated area and the average illumination when the luminaire is at different distance.

C Range: 0 - 360DEG
 C Interval: 22.5DEG
 Test Speed: HIGH
 Temperature:25.1DEG
 Operators:Evan
 Test Date:2022-11-29

γ Range: 0 - 180DEG
 γ Interval: 1.0DEG
 Test System:EVERFINE GO-R5000_V2 SYSTEM V2.0.351
 Humidity:42%
 Test Distance:2.532m [K=1.0000]
 Remarks:

ISOLUX DIAGRAM

Test:U:120.1V I:0.0986A P:11.47W PF:0.9689 Lamp Flux:996x1 lm		
NAME: LED luminaires	TYPE:N/A	WEIGHT:N/A
SPEC.:ASD-LVF24M-2D12CC-BK 4000K	DIM.: N/A	SERIAL No.:N/A
MFR.: ASD Lighting corp	SUR.:N/A	Shielding Angle:N/A



C Range: 0 - 360DEG
 C Interval: 22.5DEG
 Test Speed: HIGH
 Temperature:25.1DEG
 Operators:Evan
 Test Date:2022-11-29

γ Range: 0 - 180DEG
 γ Interval: 1.0DEG
 Test System:EVERFINE GO-R5000_V2 SYSTEM V2.0.351
 Humidity:42%
 Test Distance:2.532m [K=1.0000]
 Remarks:

LED Avg.L Report

Test:U:120.1V I:0.0986A P:11.47W PF:0.9689 Lamp Flux:996x1 lm		
NAME: LED luminaires	TYPE:N/A	WEIGHT:N/A
SPEC.:ASD-LVF24M-2D12CC-BK 4000K	DIM.: N/A	SERIAL No.:N/A
MFR.: ASD Lighting corp	SUR.:N/A	Shielding Angle:N/A

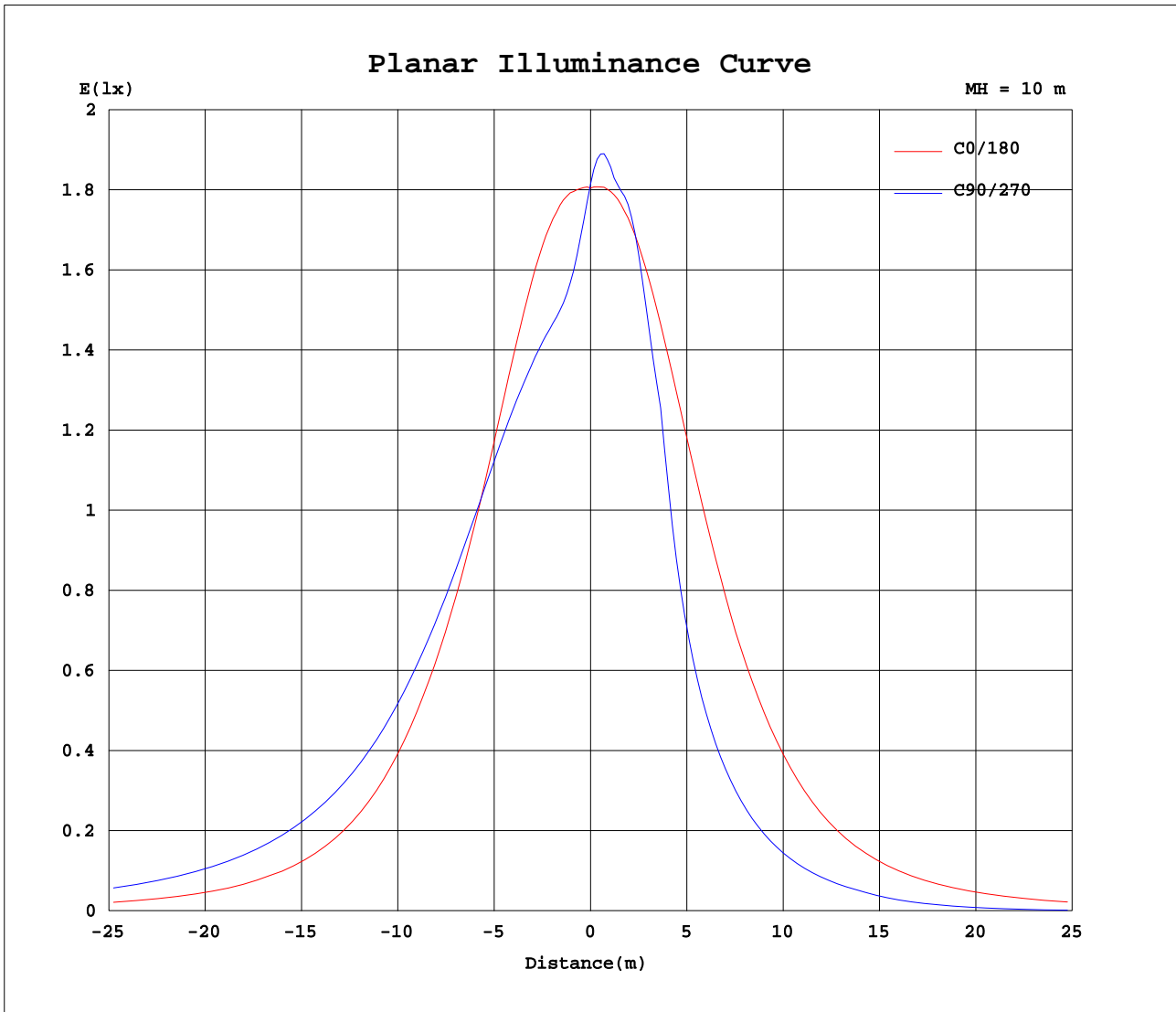
AvgL	cd/m2
L_0~180(65)av	1623
L_0~180(75)av	1559
L_0~180(85)av	2713
L_90~270(65)av	2034
L_90~270(75)av	2643
L_90~270(85)av	6755
L_45(65)av	2247
L_45(75)av	2756
L_45(85)av	6893

Standard: GB/T 29293-2012

C Range: 0 - 360DEG
C Interval: 22.5DEG
Test Speed: HIGH
Temperature:25.1DEG
Operators:Evan
Test Date:2022-11-29

γ Range: 0 - 180DEG
 γ Interval: 1.0DEG
Test System:EVERFINE GO-R5000_V2 SYSTEM V2.0.351
Humidity:42%
Test Distance:2.532m [K=1.0000]
Remarks:

Planar Illuminance Curve



C Range: 0 - 360DEG
 C Interval: 22.5DEG
 Test Speed: HIGH
 Temperature: 25.1DEG
 Operators: Evan
 Test Date: 2022-11-29

γ Range: 0 - 180DEG
 γ Interval: 1.0DEG
 Test System: EVERFINE GO-R5000_V2 SYSTEM V2.0.351
 Humidity: 42%
 Test Distance: 2.532m [K=1.0000]
 Remarks:

LUMINOUS DISTRIBUTION INTENSITY DATA

Test:U:120.1V I:0.0986A P:11.47W PF:0.9689 Lamp Flux:996x1 lm		
NAME: LED luminaires	TYPE:N/A	WEIGHT:N/A
SPEC.:ASD-LVF24M-2D12CC-BK 4000K	DIM.: N/A	SERIAL No.:N/A
MFR.: ASD Lighting corp	SUR.:N/A	Shielding Angle:N/A

Table--1

UNIT: cd

C(DEG) γ (DEG)	0	22.5	45	67.5	90	112.5	135	157.5	180	202.5	225	247.5	270	292.5	315	337.5				
0	181	181	181	181	181	181	181	181	181	181	181	181	181	181	181	181				
5	182	174	167	163	161	163	167	174	183	189	191	190	189	190	190	188				
10	183	168	159	156	155	156	160	168	184	192	189	188	187	187	187	191				
15	182	163	158	157	155	157	158	163	182	189	189	182	175	180	186	187				
20	177	158	158	158	156	158	157	158	177	182	180	161	151	159	176	178				
25	168	154	157	159	157	158	156	153	169	174	162	125	108	123	158	169				
30	156	149	155	158	156	158	154	148	158	163	135	93.9	81.9	92.7	130	157				
35	143	143	153	157	154	156	151	142	144	148	103	72.8	64.4	72.0	99.6	142				
40	128	136	149	154	151	153	148	135	128	131	78.5	57.2	51.2	57.0	76.7	127				
45	111	129	145	150	146	149	143	128	111	116	60.1	45.2	40.8	45.1	59.5	110				
50	93.7	121	139	144	140	143	138	120	93.4	91.1	46.1	35.4	32.2	35.4	46.0	87.2				
55	76.5	113	133	137	132	136	131	112	76.6	71.0	35.1	27.1	24.3	27.3	35.3	68.5				
60	61.4	105	125	129	123	128	124	103	61.6	54.4	26.1	17.7	14.8	17.8	26.4	52.9				
65	47.9	96.1	117	120	114	119	116	94.7	48.7	41.5	16.8	8.93	6.87	9.08	17.2	40.8				
70	37.1	87.4	109	111	105	110	108	86.2	37.8	31.1	7.56	2.03	0.63	2.20	7.89	30.9				
75	28.3	78.7	100	102	96.2	102	99.2	77.6	28.5	21.3	0.54	0.09	0.09	0.09	0.77	21.4				
80	22.6	70.0	91.7	93.9	88.1	93.5	90.7	69.2	20.9	11.8	0.09	0.10	0.11	0.11	0.10	11.8				
85	18.1	61.3	84.8	88.2	82.8	88.0	84.2	60.7	15.2	8.83	0.10	0.12	0.12	0.13	0.12	8.79				
90	14.7	55.5	79.0	83.1	78.1	82.9	78.9	55.8	12.4	5.87	0.12	0.14	0.14	0.14	0.14	6.21				
95	14.4	50.7	73.7	78.3	73.8	78.3	73.7	51.0	12.4	3.65	0.13	0.15	0.16	0.16	0.15	3.74				
100	14.0	46.0	68.5	73.7	69.8	73.6	68.6	46.3	12.2	3.59	0.13	0.15	0.16	0.16	0.16	3.72				
105	13.2	41.4	63.4	69.1	65.8	69.0	63.4	41.9	11.8	3.08	0.12	0.14	0.14	0.14	0.14	3.25				
110	12.1	36.9	58.0	64.5	61.5	64.4	58.1	37.6	11.0	3.00	0.11	0.12	0.12	0.13	0.13	3.33				
115	10.8	32.6	52.9	59.4	57.4	59.2	53.0	33.4	10.4	2.87	0.10	0.11	0.11	0.11	0.11	3.35				
120	11.2	28.3	47.7	54.4	53.0	54.2	47.7	29.2	10.8	2.19	0.09	0.10	0.10	0.11	0.10	2.69				
125	11.3	23.9	42.3	49.1	48.2	48.9	42.3	24.9	10.9	1.70	0.10	0.10	0.10	0.11	0.11	2.15				
130	11.1	19.6	36.7	43.4	43.1	43.2	36.7	20.5	10.7	1.61	0.10	0.10	0.10	0.11	0.11	1.91				
135	10.9	15.5	31.0	37.4	37.5	37.2	31.0	16.3	10.4	1.85	0.10	0.10	0.10	0.11	0.11	1.91				
140	10.5	12.1	25.2	31.2	31.6	31.1	25.2	12.5	10.02	2.51	0.14	0.10	0.10	0.11	0.12	2.13				
145	10.02	9.29	19.4	24.9	25.5	24.7	19.4	9.44	9.54	3.30	0.37	0.10	0.11	0.11	0.18	2.28				
150	9.13	7.09	13.7	18.5	19.2	18.3	13.6	6.81	8.46	4.28	0.61	0.11	0.12	0.12	0.22	2.16				
155	7.27	5.56	8.30	12.1	13.0	12.0	8.24	5.20	6.62	4.94	1.08	0.22	0.14	0.14	0.26	1.87				
160	5.42	4.31	3.64	6.15	6.94	6.03	3.47	3.96	4.82	4.55	1.83	0.27	0.15	0.16	0.23	1.52				
165	3.68	3.03	2.00	1.22	1.58	1.11	1.70	2.71	3.13	3.17	1.85	0.38	0.17	0.18	0.20	0.87				
170	2.04	1.74	1.13	0.56	0.36	0.44	0.85	1.46	1.57	1.59	1.17	0.50	0.19	0.20	0.20	0.81				
175	0.29	0.61	0.49	0.32	0.32	0.32	0.38	0.50	0.22	0.22	0.22	0.22	0.23	0.23	0.24	0.25				
180	0.26	0.26	0.26	0.27	0.28	0.28	0.28	0.28	0.26	0.26	0.26	0.26	0.26	0.27	0.27	0.28	0.28			

C Range: 0 - 360DEG
 C Interval: 22.5DEG
 Test Speed: HIGH
 Temperature:25.1DEG
 Operators:Evan
 Test Date:2022-11-29

γ Range: 0 - 180DEG
 γ Interval: 1.0DEG
 Test System:EVERFINE GO-R5000_V2 SYSTEM V2.0.351
 Humidity:42%
 Test Distance:2.532m [K=1.0000]
 Remarks: