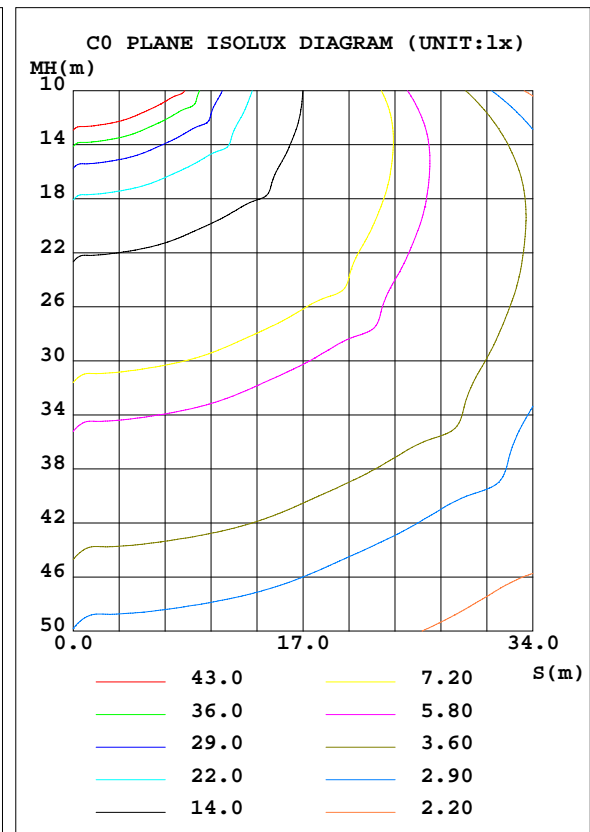
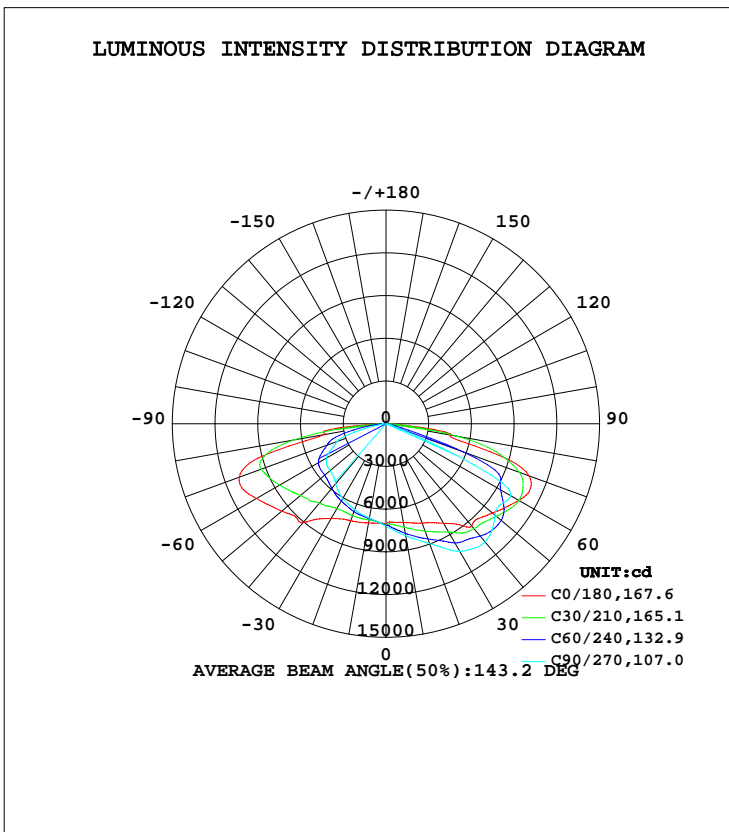


LUMINAIRE PHOTOMETRIC TEST REPORT

Test:U:120.00V I:2.5188A P:301.98W PF:0.9991 Freq:60.00Hz Lamp Flux:40200x1 lm		
NAME: ASD Lighting Corp	TYPE: LED	WEIGHT:
SPEC.: ASD-LSB2-300D50B-SF	DIM.:	SERIAL No.:
MFR.: ASD Lighting Corp	SUR.:	Shielding Angle:

DATA OF LAMP		PHOTOMETRIC DATA Eff: 135.67 lm/W			
MODEL ASD-LSB2-300D50B-SF		I _{max} (cd)	11818	S/MH(C0/180)	1.86
NOMINAL POWER(W)	300	LOR(%)	100.0	S/MH(C90/270)	1.27
RATED VOLTAGE(V)	120-277	TOTAL FLUX(lm)	40200	η UP, DN(C0-180)	0.0,54.0
NOMINAL FLUX(lm)	40200	CIE CLASS	DIRECT	η UP, DN(C180-360)	0.3,45.7
LAMPS INSIDE	1	η up(%)	0.3	CIBSE SHR NOM	1.75
TEST VOLTAGE(V)	120	η down(%)	99.7	CIBSE SHR MAX	1.75



C Range: 0 - 360DEG
 C Interval: 15.0DEG
 Test Speed: HIGH
 Temperature: 25.1DEG
 Operators: Alan Wang
 Test Date: 18 July 2021

γ Range: 0 - 180DEG
 γ Interval: 1.0DEG
 Test System: EVERFINE GO-R5000_V2 SYSTEM V2.00.442T2
 Humidity: 52.1%
 Test Distance: 2.500m [K=1.0469]
 Remarks:

ZONAL FLUX DIAGRAM

ZONAL FLUX DIAGRAM:

γ	C0	C45	C90	C135	C180	C225	C270	C315	γ	Φ zone	Φ total	%lum,lamp
10	704.0	761.4	798.2	754.8	707.5	679.9	672.5	673.0	0- 10	679.9	679.9	1.66,1.66
20	742.1	835.3	896.0	815.7	724.8	671.1	643.6	663.0	10- 20	2080	2760	6.74,6.74
30	807.3	916.6	1034	897.6	768.4	652.2	607.4	656.8	20- 30	3561	6321	15.4,15.4
40	937.2	974.1	1083	961.4	906.0	641.2	549.8	660.1	30- 40	5141	11461	28,28
50	975.7	1040	999.2	1030	955.3	636.4	514.8	660.1	40- 50	6566	18027	44,44
60	1077	1034	1011	1021	1051	648.2	482.4	668.2	50- 60	7789	25816	63,63
70	1068	892.3	85.01	854.1	1096	611.5	365.9	669.2	60- 70	8146	33962	82.9,82.9
80	464.0	92.44	20.77	64.58	439.3	356.4	61.28	455.1	70- 80	5295	39257	95.8,95.8
90	11.75	0.8523	0.3154	0.4437	32.21	19.45	5.906	32.58	80- 90	1580	40837	99.7,99.7
100	0.5633	0.3781	0.2349	0.4220	0.9555	0.7440	0.5299	0.7901	90-100	90.62	40928	99.9,99.9
110	0.6963	0.4455	0.3248	0.5420	0.9601	0.8723	0.7816	0.8662	100-110	6.825	40935	99.9,99.9
120	0.8072	0.5804	0.4427	0.6402	0.9377	0.9022	0.8581	0.8639	110-120	7.183	40942	99.9,99.9
130	0.8585	0.6350	0.5588	0.6874	1.018	1.053	1.016	1.017	120-130	7.245	40949	99.9,99.9
140	0.7803	0.6320	0.6353	0.6764	0.9994	1.140	1.149	1.141	130-140	6.845	40956	100,100
150	0.6925	0.6855	0.7416	0.7345	1.014	1.144	1.166	1.096	140-150	5.631	40961	100,100
160	0.7434	0.8047	0.8785	0.8434	1.067	1.185	1.212	1.149	150-160	4.369	40966	100,100
170	0.8283	0.9386	1.014	0.9944	1.043	1.124	1.196	1.163	160-170	2.873	40969	100,100
180	1.121	1.121	1.121	1.121	1.110	1.110	1.110	1.110	170-180	0.9998	40970	100,100
DEG	LUMINOUS INTENSITY:×10cd									UNIT:lm		

Conical surface Flux(90deg): 14582 lm

%lum = 35.6%

%lamp = 35.6%

Conical surface Flux(120deg): 25816 lm

%lum = 63.0%

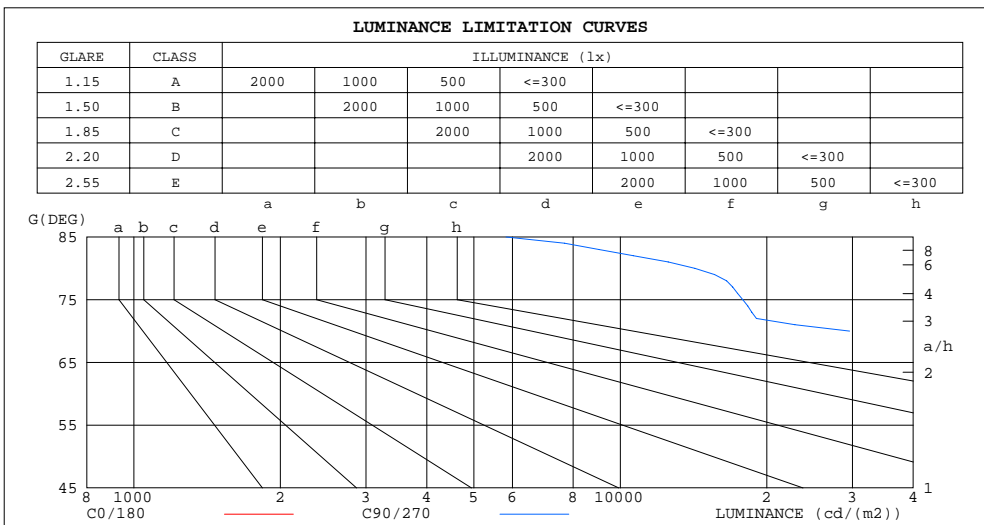
%lamp = 63.0%

C Range: 0 - 360DEG
 C Interval: 15.0DEG
 Test Speed: HIGH
 Temperature: 25.1DEG
 Operators: Alan Wang
 Test Date: 18 July 2021

γ Range: 0 - 180DEG
 γ Interval: 1.0DEG
 Test System: EVERFINE GO-R5000_V2 SYSTEM V2.00.442T2
 Humidity: 52.1%
 Test Distance: 2.500m [K=1.0469]
 Remarks:

LUMINANCE LIMITATION CURVES

Test:U:120.00V I:2.5188A P:301.98W PF:0.9991 Freq:60.00Hz Lamp Flux:40200x1 lm		
NAME: ASD Lighting Corp	TYPE: LED	WEIGHT:
SPEC.: ASD-LSB2-300D50B-SF	DIM.:	SERIAL No.:
MFR.: ASD Lighting Corp	SUR.:	Shielding Angle:



LUMINANCE cd/(m2)		
G (DEG)	C0/180	C90/270
85	201695	5822
80	318112	14239
75	347692	17859
70	371709	29590
65	313273	192758
60	256406	240687
55	212838	204739
50	180698	185052
45	157446	177395

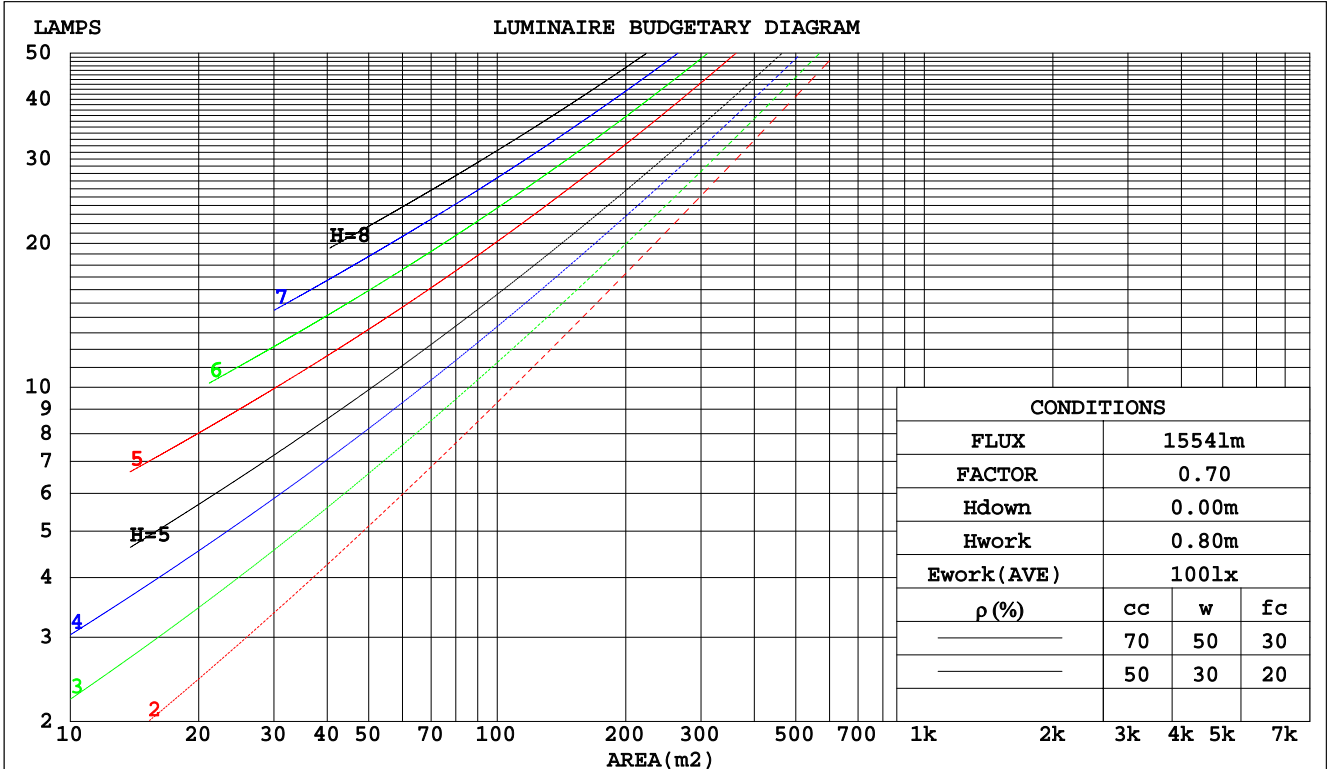
C Range: 0 - 360DEG
 C Interval: 15.0DEG
 Test Speed: HIGH
 Temperature: 25.1DEG
 Operators: Alan Wang
 Test Date: 18 July 2021

γ Range: 0 - 180DEG
 γ Interval: 1.0DEG
 Test System: EVERFINE GO-R5000_V2 SYSTEM V2.00.442T2
 Humidity: 52.1%
 Test Distance: 2.500m [K=1.0469]
 Remarks:

CU AND LUMINAIRE BUDGETARY ESTIMATE DIAGRAM

Test:U:120.00V I:2.5188A P:301.98W PF:0.9991 Freq:60.00Hz Lamp Flux:40200x1 lm		
NAME: ASD Lighting Corp	TYPE: LED	WEIGHT:
SPEC.: ASD-LSB2-300D50B-SF	DIM.:	SERIAL No.:
MFR.: ASD Lighting Corp	SUR.:	Shielding Angle:

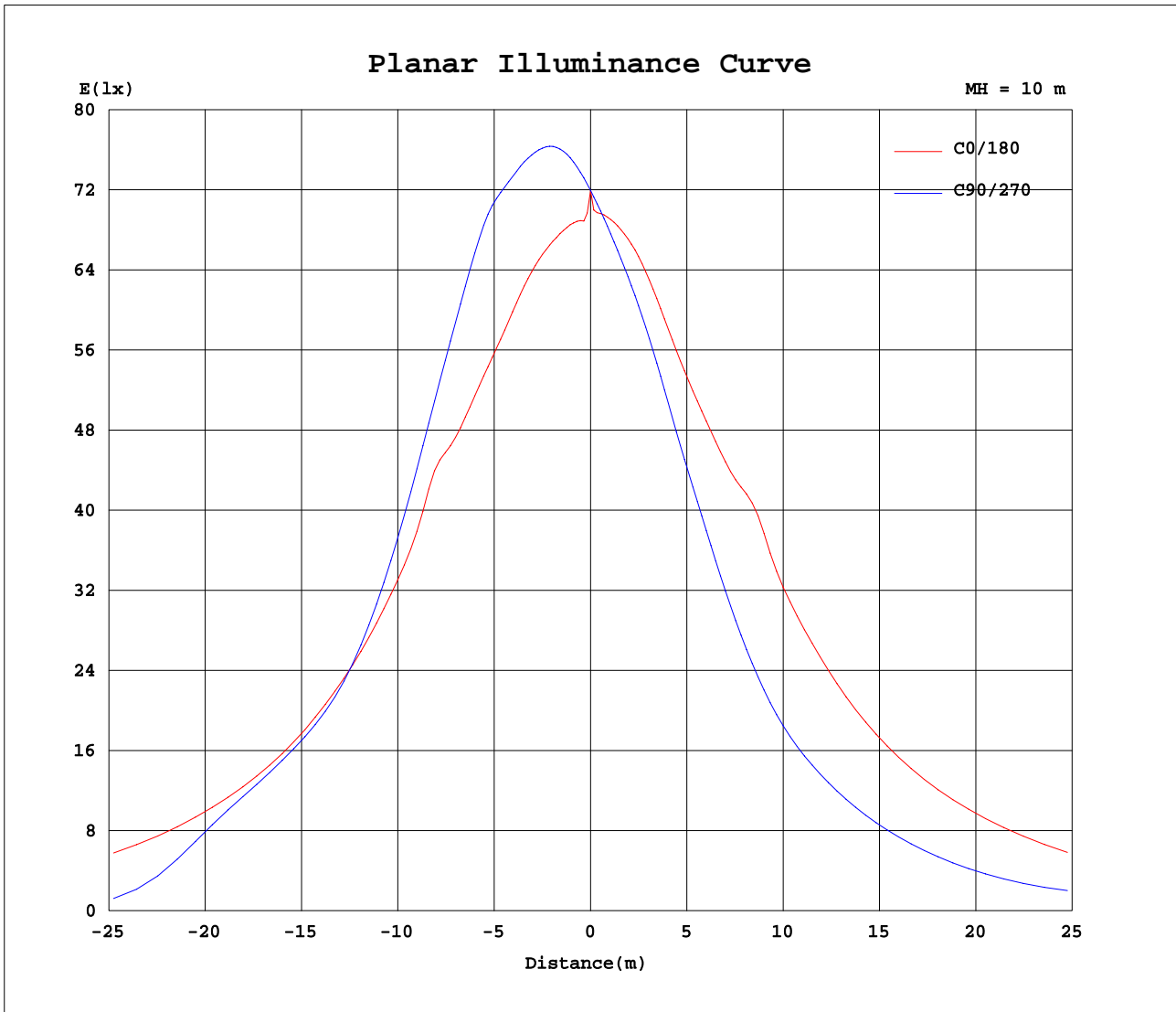
pcc	80%			70%			50%			30%			10%			0
	50%	30%	10%	50%	30%	10%	50%	30%	10%	50%	30%	10%	50%	30%	10%	0
pw																0
pfc																0
RCR	RCR:Room Cavity Ratio			Coefficients of Utilization(CU)												
0.0	1.19	1.19	1.19	1.16	1.16	1.16	1.11	1.11	1.11	1.06	1.06	1.06	1.02	1.02	1.02	.00
1.0	.00	.94	.90	.97	.92	.88	.93	.89	.85	.89	.85	.82	.85	.82	.80	.77
2.0	.84	.75	.68	.82	.74	.68	.78	.71	.66	.75	.69	.64	.71	.67	.63	.60
3.0	.71	.62	.54	.70	.61	.53	.66	.59	.52	.63	.57	.51	.61	.55	.50	.48
4.0	.62	.51	.44	.60	.51	.43	.58	.49	.42	.55	.48	.42	.53	.46	.41	.39
5.0	.54	.44	.36	.53	.43	.36	.50	.42	.35	.48	.41	.35	.46	.40	.34	.32
6.0	.48	.38	.30	.47	.37	.30	.45	.36	.30	.43	.35	.29	.41	.34	.29	.27
7.0	.43	.33	.26	.42	.33	.26	.40	.32	.26	.39	.31	.25	.37	.30	.25	.23
8.0	.39	.29	.23	.38	.29	.23	.36	.28	.22	.35	.28	.22	.34	.27	.22	.20
9.0	.35	.26	.20	.34	.26	.20	.33	.25	.20	.32	.25	.20	.31	.24	.19	.17
10.0	.32	.23	.18	.32	.23	.18	.30	.23	.18	.29	.22	.17	.28	.22	.17	.15



C Range: 0 - 360DEG
 C Interval: 15.0DEG
 Test Speed: HIGH
 Temperature: 25.1DEG
 Operators: Alan Wang
 Test Date: 18 July 2021

γ Range: 0 - 180DEG
 γ Interval: 1.0DEG
 Test System: EVERFINE GO-R5000_V2 SYSTEM V2.00.442T2
 Humidity: 52.1%
 Test Distance: 2.500m [K=1.0469]
 Remarks:

Planar Illuminance Curve



C Range: 0 - 360DEG
 C Interval: 15.0DEG
 Test Speed: HIGH
 Temperature: 25.1DEG
 Operators: Alan Wang
 Test Date: 18 July 2021

γ Range: 0 - 180DEG
 γ Interval: 1.0DEG
 Test System: EVERFINE GO-R5000_V2 SYSTEM V2.00.442T2
 Humidity: 52.1%
 Test Distance: 2.500m [K=1.0469]
 Remarks:

