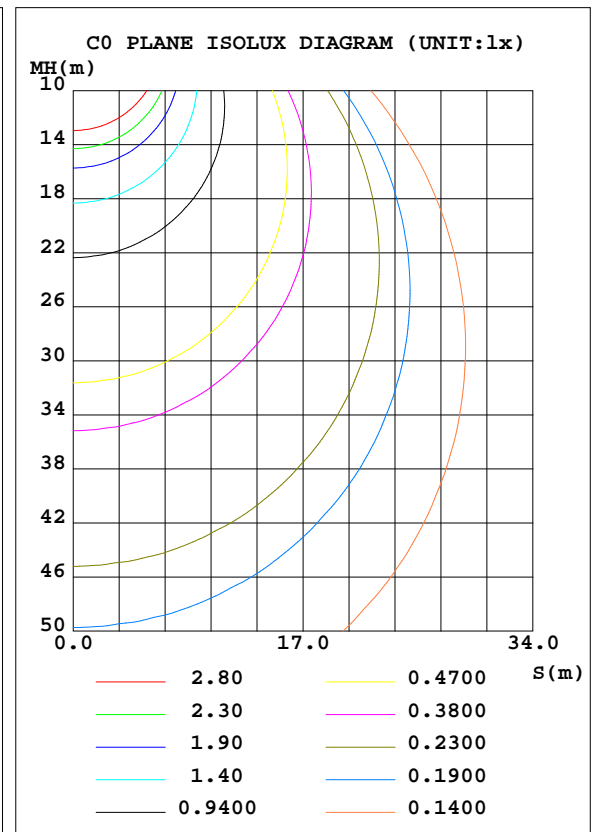
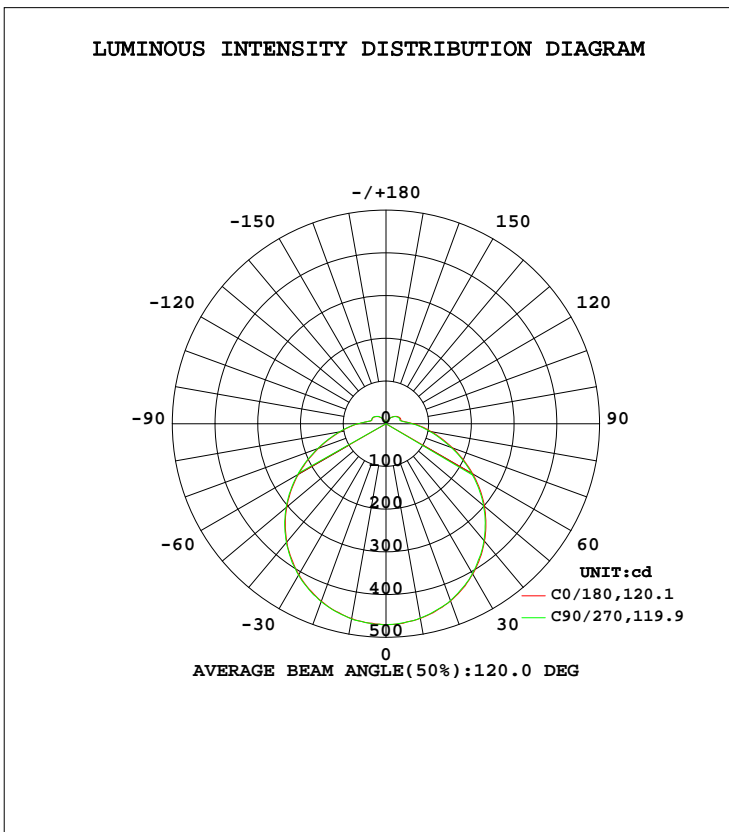


LUMINAIRE PHOTOMETRIC TEST REPORT

Test:U:120.01V I:0.1538A P:18.050W PF:0.9779 Freq:60.00Hz Lamp Flux:1725.83x1 lm		
NAME: ASD-LFMDR-MV-14D21CC-NK 4000K	TYPE:N/A	WEIGHT:N/A
SPEC.:N/A	DIM.: N/A	SERIAL No.:N/A
MFR.: ASD Lighting corp	SUR.:N/A	Shielding Angle:N/A

DATA OF LAMP		PHOTOMETRIC DATA Eff: 95.61 lm/W			
MODEL ASD-LFMDR-MV-14D21CC-NK		Imax(cd)	470.8	S/MH(C0/180)	1.29
NOMINAL POWER(W)		LOR(%)	100.0	S/MH(C90/270)	1.28
RATED VOLTAGE(V)	120	TOTAL FLUX(lm)	1725.8	$\eta$ UP, DN(C0-180)	5.4,45.1
NOMINAL FLUX(lm)	1725.83	CIE CLASS	SEMI-D.	$\eta$ UP, DN(C180-360)	5.3,44.2
LAMPS INSIDE	1	$\eta$ up(%)	10.7	CIBSE SHR NOM	1.50
TEST VOLTAGE(V)	120	$\eta$ down(%)	89.3	CIBSE SHR MAX	1.50



C Range: 0 - 360DEG  
 C Interval: 22.5DEG  
 Test Speed: HIGH  
 Temperature:25.2DEG  
 Operators:Evan  
 Test Date:2022-06-28

$\gamma$  Range: 0 - 180DEG  
 $\gamma$  Interval: 1.0DEG  
 Test System:EVERFINE GO-R5000\_V2 SYSTEM V2.0.351  
 Humidity:54%  
 Test Distance:2.526m [K=1.0000]  
 Remarks:

## ZONAL FLUX DIAGRAM

## ZONAL FLUX DIAGRAM:

$\gamma$	C0	C45	C90	C135	C180	C225	C270	C315	$\gamma$	$\Phi$ zone	$\Phi$ total	%lum,lamp
10	463.2	463.0	464.0	462.6	462.5	462.3	462.0	462.0	0- 10	44.50	44.50	2.58,2.58
20	442.0	442.2	443.5	442.5	441.4	440.5	440.5	439.5	10- 20	128.1	172.7	10,10
30	407.9	408.6	409.2	408.8	406.3	405.0	404.9	403.2	20- 30	196.4	369.0	21.4,21.4
40	361.2	362.0	363.0	361.7	358.7	357.6	356.8	355.7	30- 40	240.8	609.8	35.3,35.3
50	303.1	304.2	305.3	305.1	300.9	299.0	298.2	297.2	40- 50	256.1	865.9	50.2,50.2
60	236.4	237.9	238.9	239.2	234.5	232.6	231.3	230.7	50- 60	240.8	1107	64.1,64.1
70	167.5	168.7	170.3	170.8	166.6	164.0	162.3	162.0	60- 70	198.7	1305	75.6,75.6
80	109.0	109.7	111.1	112.2	108.1	105.8	104.3	103.9	70- 80	143.6	1449	84,84
90	65.75	65.70	66.41	67.63	64.53	62.97	62.11	61.75	80- 90	92.98	1542	89.3,89.3
100	38.23	38.05	38.41	39.07	38.21	37.77	36.95	36.38	90-100	53.66	1596	92.5,92.5
110	34.40	34.30	35.15	35.45	36.23	34.98	34.01	34.21	100-110	37.33	1633	94.6,94.6
120	32.05	31.69	32.52	32.76	32.90	32.32	31.53	31.48	110-120	33.65	1667	96.6,96.6
130	26.53	26.34	27.06	27.05	27.12	26.74	26.44	26.22	120-130	26.61	1693	98.1,98.1
140	19.33	19.24	19.96	19.14	19.61	19.08	19.08	20.17	130-140	18.05	1711	99.2,99.2
150	11.44	11.05	11.22	10.55	9.946	10.56	11.12	10.69	140-150	9.615	1721	99.7,99.7
160	5.693	5.024	5.468	5.493	4.564	5.096	5.003	5.556	150-160	3.637	1725	99.9,99.9
170	3.498	2.743	3.297	3.269	2.121	2.982	2.506	2.481	160-170	1.120	1726	100,100
180	0.2330	0.5957	0.7391	0.7628	0.7840	0.7852	0.7883	0.7817	170-180	0.2090	1726	100,100
DEG	LUMINOUS INTENSITY:cd									UNIT:lm		

Conical surface Flux(90deg): 737.86 lm

%lum = 42.8%

%lamp = 42.8%

Conical surface Flux(120deg): 1106.7 lm

%lum = 64.1%

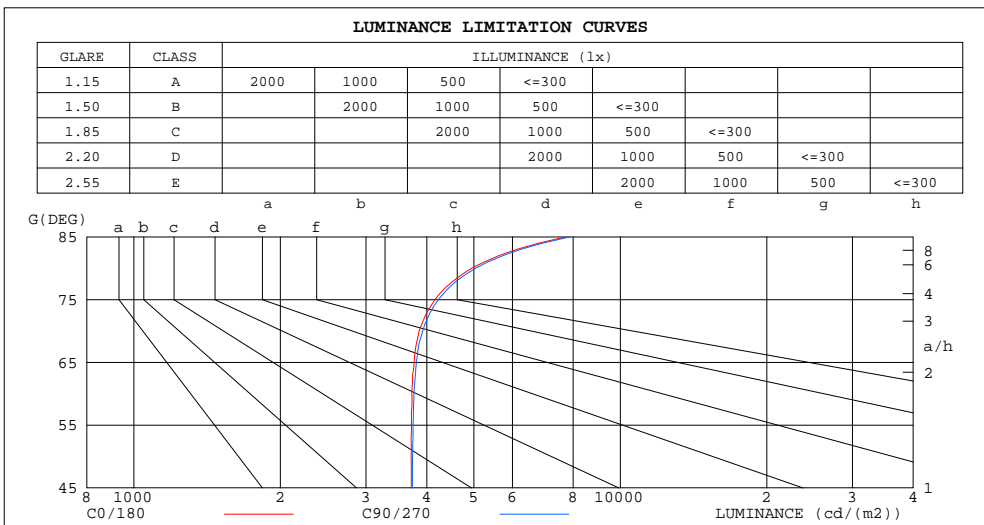
%lamp = 64.1%

C Range: 0 - 360DEG  
 C Interval: 22.5DEG  
 Test Speed: HIGH  
 Temperature:25.2DEG  
 Operators:Evan  
 Test Date:2022-06-28

$\gamma$  Range: 0 - 180DEG  
 $\gamma$  Interval: 1.0DEG  
 Test System:EVERFINE GO-R5000\_V2 SYSTEM V2.0.351  
 Humidity:54%  
 Test Distance:2.526m [K=1.0000]  
 Remarks:

LUMINANCE LIMITATION CURVES

Test:U:120.01V I:0.1538A P:18.050W PF:0.9779 Freq:60.00Hz Lamp Flux:1725.83x1 lm		
NAME: ASD-LFMDR-MV-14D21CC-NK 4000K	TYPE:N/A	WEIGHT:N/A
SPEC.:N/A	DIM.: N/A	SERIAL No.:N/A
MFR.: ASD Lighting corp	SUR.:N/A	Shielding Angle:N/A



LUMINANCE cd/(m2)		
G(DEG)	C0/180	C90/270
85	7727	7881
80	4947	5040
75	4159	4225
70	3859	3922
65	3768	3808
60	3726	3763
55	3720	3749
50	3714	3741
45	3717	3736

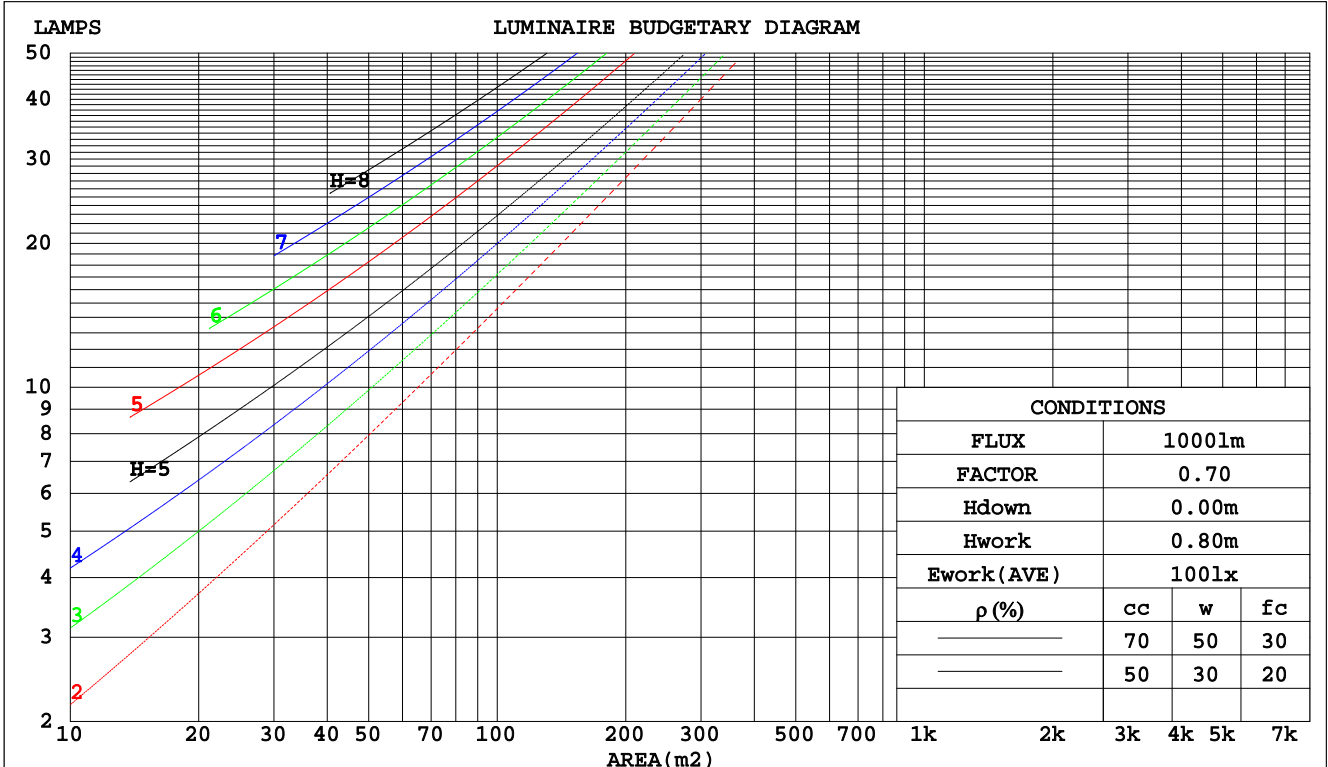
C Range: 0 - 360DEG  
 C Interval: 22.5DEG  
 Test Speed: HIGH  
 Temperature:25.2DEG  
 Operators:Evan  
 Test Date:2022-06-28

$\gamma$  Range: 0 - 180DEG  
 $\gamma$  Interval: 1.0DEG  
 Test System:EVERFINE GO-R5000\_V2 SYSTEM V2.0.351  
 Humidity:54%  
 Test Distance:2.526m [K=1.0000]  
 Remarks:

CU AND LUMINAIRE BUDGETARY ESTIMATE DIAGRAM

Test:U:120.01V I:0.1538A P:18.050W PF:0.9779 Freq:60.00Hz Lamp Flux:1725.83x1 lm		
NAME: ASD-LFMDR-MV-14D21CC-NK 4000K	TYPE:N/A	WEIGHT:N/A
SPEC.:N/A	DIM.: N/A	SERIAL No.:N/A
MFR.: ASD Lighting corp	SUR.:N/A	Shielding Angle:N/A

pcc	80%			70%			50%			30%			10%			0
	50%	30%	10%	50%	30%	10%	50%	30%	10%	50%	30%	10%	50%	30%	10%	0
pw																0
pfc	20%			20%			20%			20%			20%			0
RCR	RCR:Room Cavity Ratio      Coefficients of Utilization(CU)															
0.0	1.17	1.17	1.17	1.13	1.13	1.13	1.05	1.05	1.05	.98	.98	.98	.92	.92	.92	.89
1.0	.99	.94	.90	.96	.91	.87	.89	.86	.82	.84	.81	.78	.78	.76	.74	.71
2.0	.85	.78	.72	.82	.76	.70	.77	.72	.67	.72	.68	.64	.68	.64	.61	.58
3.0	.74	.66	.59	.72	.64	.58	.67	.61	.55	.63	.58	.53	.59	.55	.51	.48
4.0	.66	.56	.49	.64	.55	.48	.60	.52	.47	.56	.50	.45	.53	.47	.43	.40
5.0	.58	.49	.42	.57	.48	.41	.53	.46	.40	.50	.44	.39	.47	.42	.37	.35
6.0	.52	.43	.37	.51	.42	.36	.48	.40	.35	.45	.39	.34	.43	.37	.33	.30
7.0	.47	.38	.32	.46	.38	.32	.44	.36	.31	.41	.35	.30	.39	.33	.29	.27
8.0	.43	.34	.28	.42	.34	.28	.40	.32	.27	.38	.31	.26	.36	.30	.26	.24
9.0	.39	.31	.26	.38	.31	.25	.37	.29	.24	.35	.28	.24	.33	.27	.23	.21
10.0	.36	.28	.23	.35	.28	.23	.34	.27	.22	.32	.26	.22	.31	.25	.21	.19



C Range: 0 - 360DEG  
 C Interval: 22.5DEG  
 Test Speed: HIGH  
 Temperature: 25.2DEG  
 Operators: Evan  
 Test Date: 2022-06-28

γ Range: 0 - 180DEG  
 γ Interval: 1.0DEG  
 Test System: EVERFINE GO-R5000\_V2 SYSTEM V2.0.351  
 Humidity: 54%  
 Test Distance: 2.526m [K=1.0000]  
 Remarks:

WEC AND CCEC

Test:U:120.01V I:0.1538A P:18.050W PF:0.9779 Freq:60.00Hz Lamp Flux:1725.83x1 lm		
NAME: ASD-LFMDR-MV-14D21CC-NK 4000K	TYPE:N/A	WEIGHT:N/A
SPEC.:N/A	DIM.: N/A	SERIAL No.:N/A
MFR.: ASD Lighting corp	SUR.:N/A	Shielding Angle:N/A

ρcc	80%			70%			50%			30%			10%			0
ρw	50%	30%	10%	50%	30%	10%	50%	30%	10%	50%	30%	10%	50%	30%	10%	0
ρfc	20%			20%			20%			20%			20%			0
RCR	RCR:Room Cavity Ratio						Wall Exitance Coefficients(WEC)									
0.0																
1.0	.355	.202	.064	.345	.197	.062	.325	.187	.060	.307	.177	.057	.291	.168	.054	
2.0	.316	.173	.053	.307	.169	.052	.289	.161	.050	.273	.153	.048	.258	.146	.046	
3.0	.285	.152	.045	.277	.148	.045	.261	.141	.043	.246	.135	.041	.233	.129	.040	
4.0	.259	.135	.040	.252	.132	.039	.237	.126	.038	.224	.120	.036	.212	.115	.035	
5.0	.237	.121	.035	.230	.118	.034	.218	.113	.033	.206	.108	.032	.194	.104	.031	
6.0	.218	.109	.031	.212	.107	.031	.201	.103	.030	.190	.099	.029	.180	.095	.028	
7.0	.202	.100	.028	.197	.098	.028	.186	.094	.027	.176	.090	.026	.167	.087	.025	
8.0	.188	.092	.026	.183	.090	.025	.173	.087	.025	.164	.083	.024	.156	.080	.023	
9.0	.176	.085	.024	.171	.083	.023	.162	.080	.023	.154	.077	.022	.146	.074	.021	
10.0	.165	.079	.022	.160	.078	.022	.152	.075	.021	.145	.072	.020	.137	.069	.020	

ρcc	80%			70%			50%			30%			10%			0
ρw	50%	30%	10%	50%	30%	10%	50%	30%	10%	50%	30%	10%	50%	30%	10%	0
ρfc	20%			20%			20%			20%			20%			0
RCR	RCR:Room Cavity Ratio						Ceiling Cavity Exitance Coefficients(CCEC)									
0.0	.272	.272	.272	.232	.232	.232	.158	.158	.158	.091	.091	.091	.029	.029	.029	
1.0	.265	.238	.213	.227	.204	.183	.155	.140	.127	.089	.081	.074	.029	.026	.024	
2.0	.258	.214	.177	.221	.184	.153	.151	.128	.107	.087	.074	.063	.028	.024	.020	
3.0	.250	.197	.155	.215	.170	.134	.147	.118	.094	.085	.069	.056	.027	.022	.018	
4.0	.243	.184	.140	.208	.159	.122	.143	.111	.086	.083	.065	.051	.027	.021	.017	
5.0	.235	.174	.130	.202	.151	.113	.139	.105	.080	.081	.062	.047	.026	.020	.016	
6.0	.228	.166	.122	.196	.144	.106	.135	.101	.075	.078	.059	.045	.025	.019	.015	
7.0	.221	.160	.117	.190	.138	.102	.131	.097	.072	.076	.057	.043	.025	.019	.014	
8.0	.214	.154	.113	.184	.133	.098	.127	.094	.070	.074	.055	.041	.024	.018	.014	
9.0	.208	.149	.109	.179	.129	.095	.124	.091	.068	.072	.054	.040	.023	.018	.013	
10.0	.202	.145	.107	.174	.126	.093	.121	.088	.066	.070	.052	.039	.023	.017	.013	

C Range: 0 - 360DEG  
 C Interval: 22.5DEG  
 Test Speed: HIGH  
 Temperature:25.2DEG  
 Operators:Evan  
 Test Date:2022-06-28

γ Range: 0 - 180DEG  
 γ Interval: 1.0DEG  
 Test System:EVERFINE GO-R5000\_V2 SYSTEM V2.0.351  
 Humidity:54%  
 Test Distance:2.526m [K=1.0000]  
 Remarks:

## UGR(Unified Glare Rating) Table

Test:U:120.01V I:0.1538A P:18.050W PF:0.9779 Freq:60.00Hz Lamp Flux:1725.83x1 lm										
NAME: ASD-LFMDR-MV-14D21CC-NK 4000K					TYPE:N/A			WEIGHT:N/A		
SPEC.:N/A					DIM.: N/A			SERIAL No.:N/A		
MFR.: ASD Lighting corp					SUR.:N/A			Shielding Angle:N/A		
ceiling/cavity	0.7	0.7	0.5	0.5	0.3	0.7	0.7	0.5	0.5	0.3
walls	0.5	0.3	0.5	0.3	0.3	0.5	0.3	0.5	0.3	0.3
working plane	0.2	0.2	0.2	0.2	0.2	0.2	0.2	0.2	0.2	0.2
Room dimensions	Viewed crosswise					Viewed endwise				
x = 2H y = 2H	14.9	16.3	15.3	16.7	17.1	14.9	16.4	15.4	16.8	17.2
3H	16.7	18.1	17.2	18.5	18.9	16.8	18.1	17.2	18.5	19.0
4H	17.7	18.9	18.1	19.4	19.8	17.7	19.0	18.2	19.4	19.9
6H	18.6	19.8	19.1	20.2	20.7	18.7	19.8	19.1	20.3	20.8
8H	19.1	20.2	19.6	20.7	21.2	19.2	20.3	19.7	20.8	21.3
12H	19.6	20.7	20.1	21.2	21.7	19.7	20.8	20.2	21.3	21.8
4H 2H	15.6	16.8	16.0	17.3	17.7	15.6	16.8	16.1	17.3	17.8
3H	17.6	18.7	18.1	19.2	19.7	17.7	18.8	18.2	19.2	19.8
4H	18.7	19.7	19.2	20.2	20.8	18.7	19.7	19.3	20.3	20.8
6H	19.8	20.7	20.4	21.2	21.8	19.9	20.8	20.4	21.3	21.9
8H	20.4	21.2	21.0	21.8	22.4	20.5	21.3	21.0	21.9	22.5
12H	21.1	21.8	21.6	22.4	23.0	21.1	21.9	21.7	22.5	23.1
8H 4H	19.1	19.9	19.7	20.5	21.1	19.1	20.0	19.7	20.5	21.2
6H	20.5	21.2	21.1	21.8	22.4	20.5	21.2	21.1	21.8	22.5
8H	21.2	21.9	21.9	22.5	23.2	21.3	21.9	21.9	22.5	23.2
12H	22.1	22.7	22.8	23.3	24.0	22.2	22.7	22.8	23.4	24.1
12H 4H	19.2	20.0	19.8	20.5	21.2	19.2	20.0	19.8	20.6	21.2
6H	20.6	21.3	21.3	21.9	22.6	20.7	21.3	21.3	21.9	22.6
8H	21.5	22.1	22.1	22.7	23.4	21.6	22.1	22.2	22.7	23.4
Variations with the observer position at spacings:										
S = 1.0H	+ 0.1 / - 0.1					+ 0.1 / - 0.1				
1.5H	+ 0.2 / - 0.3					+ 0.2 / - 0.3				
2.0H	+ 0.2 / - 0.3					+ 0.2 / - 0.3				

CIE Pub.117, 1726 lm Total Lamp Luminous Flux Correct ( $8\log(F/F_0) = 1.9$ )

C Range: 0 - 360DEG  
C Interval: 22.5DEG  
Test Speed: HIGH  
Temperature:25.2DEG  
Operators:Evan  
Test Date:2022-06-28

$\gamma$  Range: 0 - 180DEG  
 $\gamma$  Interval: 1.0DEG  
Test System:EVERFINE GO-R5000\_V2 SYSTEM V2.0.351  
Humidity:54%  
Test Distance:2.526m [K=1.0000]  
Remarks:

## UTILIZATION FACTORS TABLE

Test:U:120.01V I:0.1538A P:18.050W PF:0.9779 Freq:60.00Hz Lamp Flux:1725.83x1 lm		
NAME: ASD-LFMDR-MV-14D21CC-NK 4000K	TYPE:N/A	WEIGHT:N/A
SPEC.:N/A	DIM.: N/A	SERIAL No.:N/A
MFR.: ASD Lighting corp	SUR.:N/A	Shielding Angle:N/A

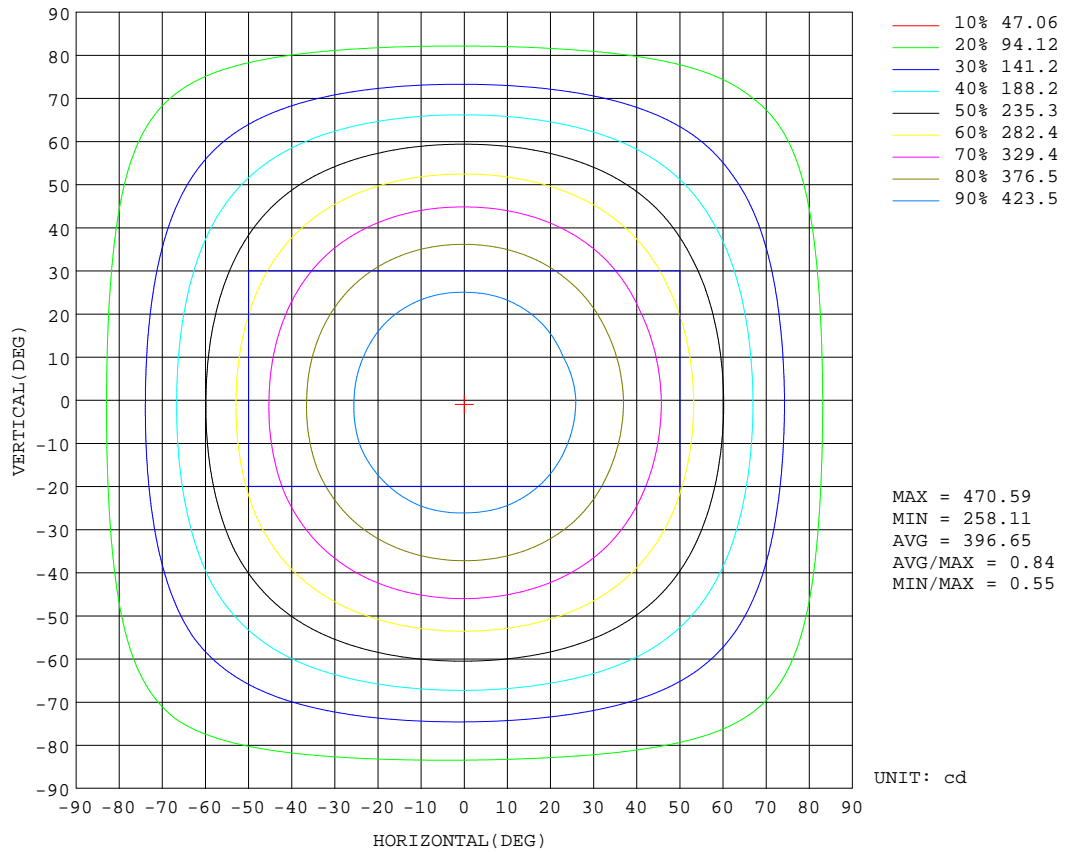
REFLECTANCE										
Ceiling	0.8	0.8	0.8	0.7	0.7	0.7	0.5	0.5	0.5	0
Walls	0.7	0.5	0.3	0.7	0.5	0.3	0.7	0.5	0.3	0
Working plane	0.2	0.2	0.2	0.2	0.2	0.2	0.2	0.2	0.2	0
ROOM INDEX	UTILIZATION FACTORS(PERCENT) $k(RI) \times RCR = 5$									
k = 0.60	52	40	33	51	39	32	49	39	32	25
0.80	61	49	41	60	48	41	58	47	40	33
1.00	69	57	49	68	56	49	65	57	48	40
1.25	76	65	57	74	64	56	71	61	55	46
1.50	81	70	62	79	69	61	75	66	60	50
2.00	89	79	71	86	77	70	81	74	68	57
2.50	93	84	76	90	82	75	85	78	72	61
3.00	96	88	81	93	86	80	88	82	76	65
4.00	101	94	88	97	91	86	91	86	82	70
5.00	103	97	92	100	95	90	94	89	86	73
ROOM INDEX	UF(total)									Direct
According to DIN EN 13032-2 2004			Suspended				SHRNOM = 1.25			

C Range: 0 - 360DEG  
 C Interval: 22.5DEG  
 Test Speed: HIGH  
 Temperature:25.2DEG  
 Operators:Evan  
 Test Date:2022-06-28

$\gamma$  Range: 0 - 180DEG  
 $\gamma$  Interval: 1.0DEG  
 Test System:EVERFINE GO-R5000\_V2 SYSTEM V2.0.351  
 Humidity:54%  
 Test Distance:2.526m [K=1.0000]  
 Remarks:

ISOCANDELA DIAGRAM

Test:U:120.01V I:0.1538A P:18.050W PF:0.9779 Freq:60.00Hz Lamp Flux:1725.83x1 lm		
NAME: ASD-LFMDR-MV-14D21CC-NK 4000K	TYPE:N/A	WEIGHT:N/A
SPEC.:N/A	DIM.: N/A	SERIAL No.:N/A
MFR.: ASD Lighting corp	SUR.:N/A	Shielding Angle:N/A



C Range: 0 - 360DEG  
 C Interval: 22.5DEG  
 Test Speed: HIGH  
 Temperature:25.2DEG  
 Operators:Evan  
 Test Date:2022-06-28

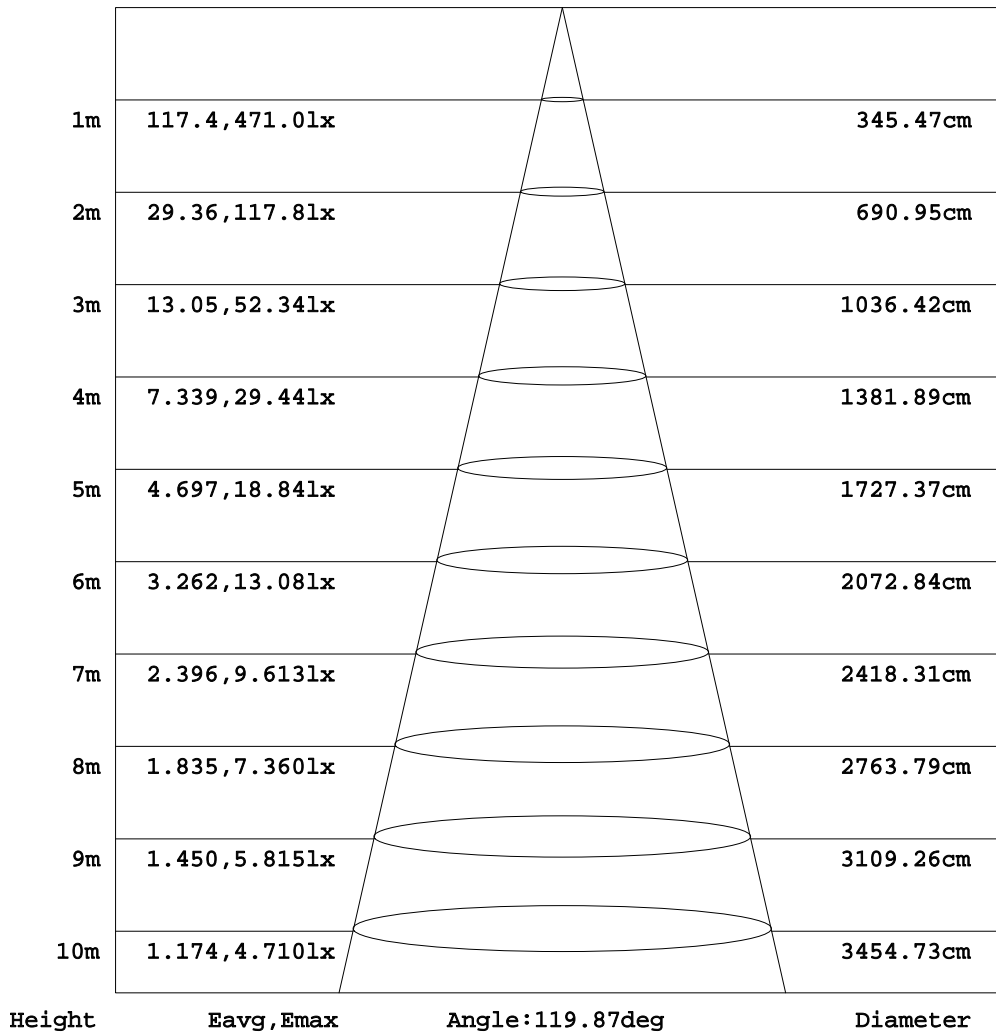
γ Range: 0 - 180DEG  
 γ Interval: 1.0DEG  
 Test System:EVERFINE GO-R5000\_V2 SYSTEM V2.0.351  
 Humidity:54%  
 Test Distance:2.526m [K=1.0000]  
 Remarks:



AAI Figure

Test:U:120.01V I:0.1538A P:18.050W PF:0.9779 Freq:60.00Hz Lamp Flux:1725.83x1 lm		
NAME: ASD-LFMDR-MV-14D21CC-NK 4000K	TYPE:N/A	WEIGHT:N/A
SPEC.:N/A	DIM.: N/A	SERIAL No.:N/A
MFR.: ASD Lighting corp	SUR.:N/A	Shielding Angle:N/A

Flux out:1107 lm



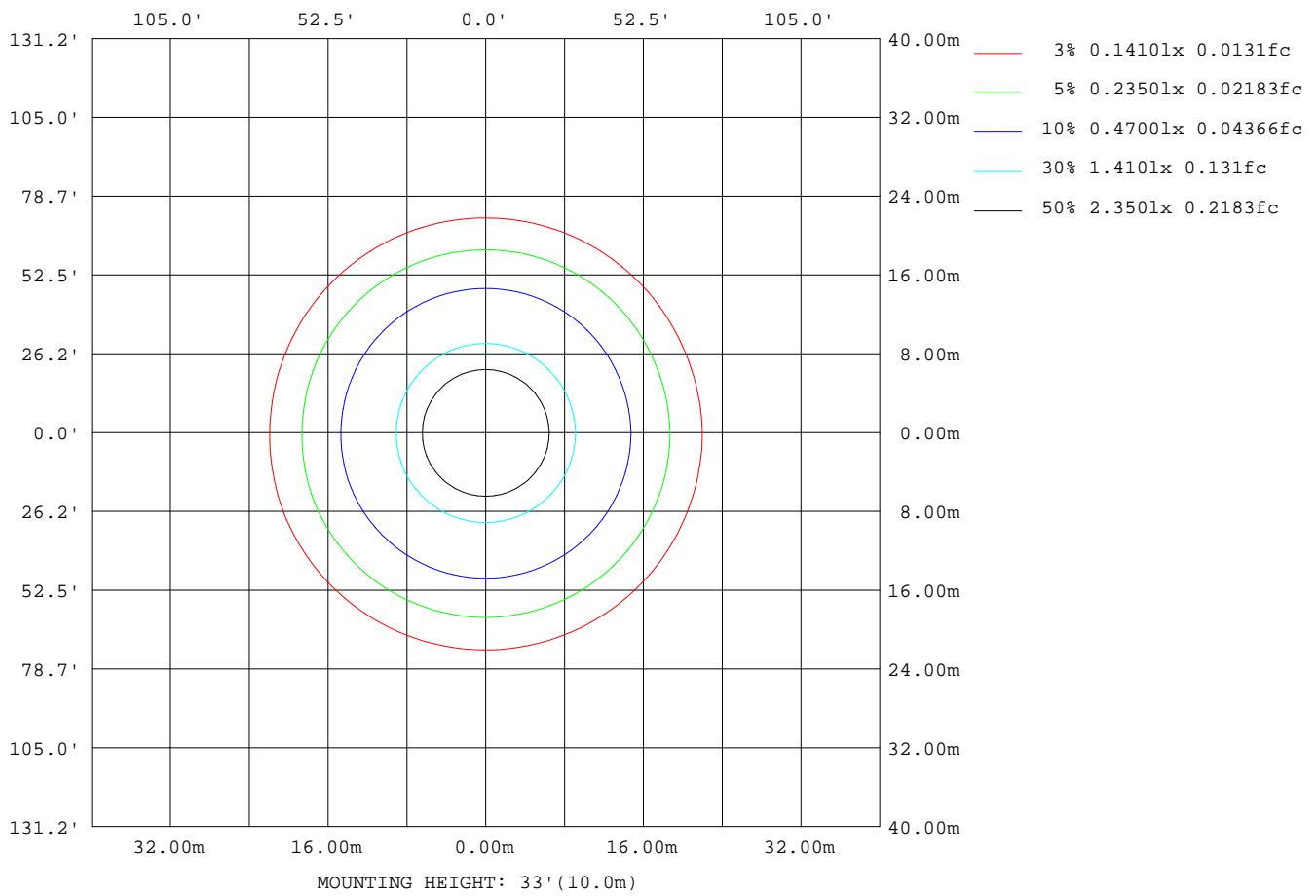
Note: The Curves indicate the illuminated area and the average illumination when the luminaire is at different distance.

C Range: 0 - 360DEG  
 C Interval: 22.5DEG  
 Test Speed: HIGH  
 Temperature: 25.2DEG  
 Operators: Evan  
 Test Date: 2022-06-28

γ Range: 0 - 180DEG  
 γ Interval: 1.0DEG  
 Test System: EVERFINE GO-R5000\_V2 SYSTEM V2.0.351  
 Humidity: 54%  
 Test Distance: 2.526m [K=1.0000]  
 Remarks:

ISOLUX DIAGRAM

Test:U:120.01V I:0.1538A P:18.050W PF:0.9779 Freq:60.00Hz Lamp Flux:1725.83x1 lm		
NAME: ASD-LFMDR-MV-14D21CC-NK 4000K	TYPE:N/A	WEIGHT:N/A
SPEC.:N/A	DIM.: N/A	SERIAL No.:N/A
MFR.: ASD Lighting corp	SUR.:N/A	Shielding Angle:N/A



C Range: 0 - 360DEG  
 C Interval: 22.5DEG  
 Test Speed: HIGH  
 Temperature:25.2DEG  
 Operators:Evan  
 Test Date:2022-06-28

γ Range: 0 - 180DEG  
 γ Interval: 1.0DEG  
 Test System:EVERFINE GO-R5000\_V2 SYSTEM V2.0.351  
 Humidity:54%  
 Test Distance:2.526m [K=1.0000]  
 Remarks:

## LED Avg.L Report

Test:U:120.01V I:0.1538A P:18.050W PF:0.9779 Freq:60.00Hz Lamp Flux:1725.83x1 lm		
NAME: ASD-LFMDR-MV-14D21CC-NK 4000K	TYPE:N/A	WEIGHT:N/A
SPEC.:N/A	DIM.: N/A	SERIAL No.:N/A
MFR.: ASD Lighting corp	SUR.:N/A	Shielding Angle:N/A

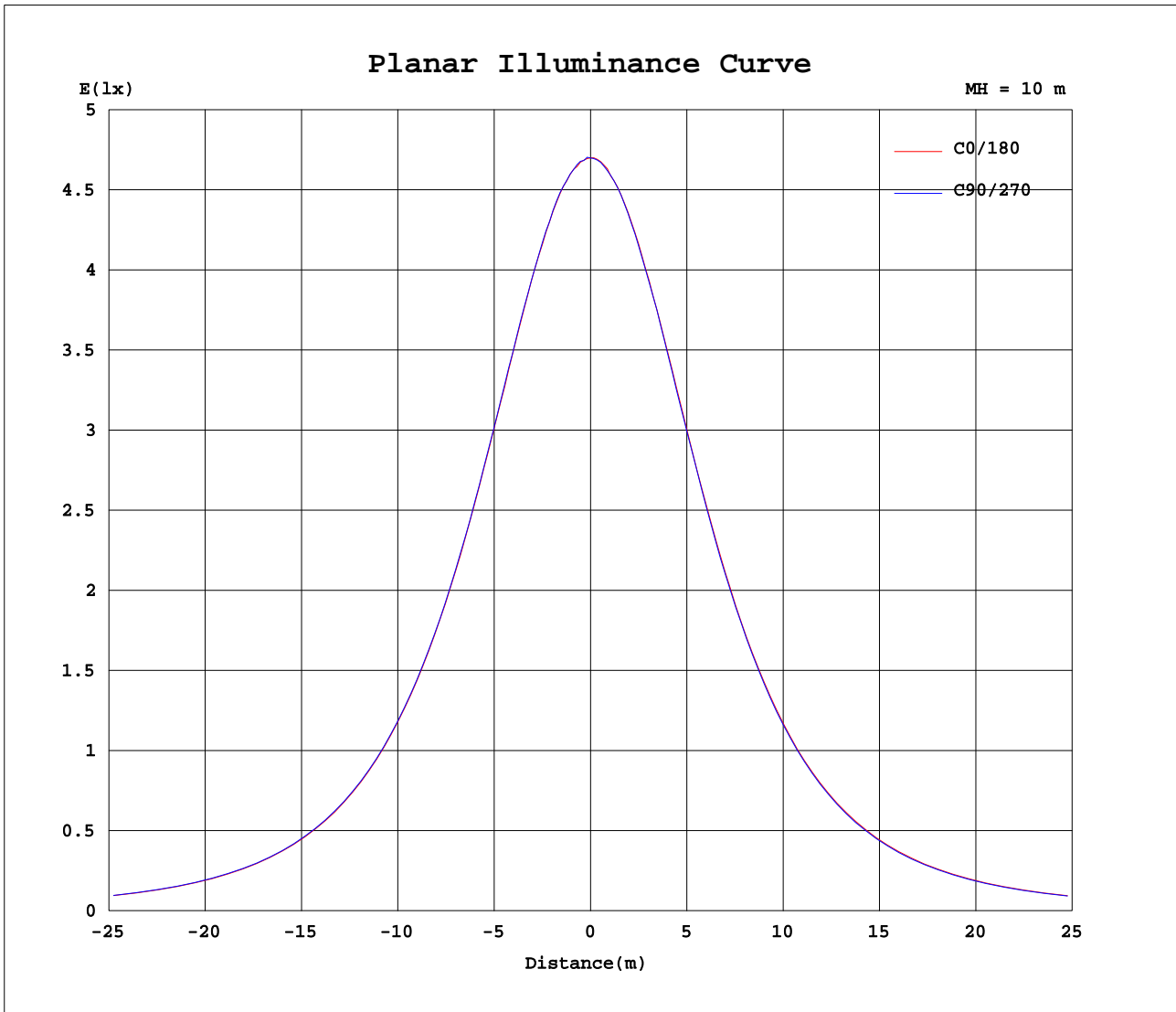
AvgL	cd/m2
L_0~180(65)av	3750
L_0~180(75)av	4135
L_0~180(85)av	7702
L_90~270(65)av	3736
L_90~270(75)av	4107
L_90~270(85)av	7621
L_45(65)av	3737
L_45(75)av	4113
L_45(85)av	7653

Standard: GB/T 29293-2012

C Range: 0 - 360DEG  
C Interval: 22.5DEG  
Test Speed: HIGH  
Temperature:25.2DEG  
Operators:Evan  
Test Date:2022-06-28

$\gamma$  Range: 0 - 180DEG  
 $\gamma$  Interval: 1.0DEG  
Test System:EVERFINE GO-R5000\_V2 SYSTEM V2.0.351  
Humidity:54%  
Test Distance:2.526m [K=1.0000]  
Remarks:

Planar Illuminance Curve



C Range: 0 - 360DEG  
 C Interval: 22.5DEG  
 Test Speed: HIGH  
 Temperature: 25.2DEG  
 Operators: Evan  
 Test Date: 2022-06-28

$\gamma$  Range: 0 - 180DEG  
 $\gamma$  Interval: 1.0DEG  
 Test System: EVERFINE GO-R5000\_V2 SYSTEM V2.0.351  
 Humidity: 54%  
 Test Distance: 2.526m [K=1.0000]  
 Remarks:

LUMINOUS DISTRIBUTION INTENSITY DATA

Test:U:120.01V I:0.1538A P:18.050W PF:0.9779 Freq:60.00Hz Lamp Flux:1725.83x1 lm		
NAME: ASD-LFMDR-MV-14D21CC-NK 4000K	TYPE:N/A	WEIGHT:N/A
SPEC.:N/A	DIM.: N/A	SERIAL No.:N/A
MFR.: ASD Lighting corp	SUR.:N/A	Shielding Angle:N/A

Table--1

UNIT: cd

C(DEG) γ (DEG)	0	22.5	45	67.5	90	112.5	135	157.5	180	202.5	225	247.5	270	292.5	315	337.5			
0	470	470	470	470	470	470	470	470	470	470	470	470	470	470	470	470			
5	468	468	468	468	468	469	467	468	469	468	468	468	468	468	467	467			
10	463	464	463	464	464	463	463	463	462	463	462	462	462	462	462	462			
15	454	455	455	455	455	455	454	455	454	453	453	453	452	453	452	452			
20	442	443	442	443	443	443	442	443	441	441	440	440	441	440	439	440			
25	426	427	428	428	428	428	426	427	426	425	425	424	424	424	423	423			
30	408	408	409	409	409	409	409	409	406	406	405	405	405	404	403	405			
35	386	386	387	387	387	388	387	387	384	383	383	383	382	382	381	382			
40	361	362	362	363	363	363	362	363	359	358	358	357	357	357	356	357			
45	334	334	335	335	335	336	334	335	331	330	330	329	329	329	328	329			
50	303	304	304	305	305	305	305	305	301	300	299	298	298	298	297	299			
55	271	271	272	273	273	273	272	273	268	267	267	266	265	266	265	266			
60	236	237	238	239	239	239	239	239	235	233	233	232	231	231	231	232			
65	202	202	203	203	204	205	205	205	200	199	198	197	196	197	196	197			
70	168	168	169	169	170	171	171	171	167	165	164	163	162	162	162	163			
75	137	137	137	138	139	140	140	140	135	134	133	132	131	131	131	132			
80	109	109	110	110	111	112	112	112	108	107	106	105	104	104	104	105			
85	85.5	85.8	85.9	86.2	87.2	88.0	88.3	88.7	84.9	83.8	82.8	82.0	81.4	81.2	81.5	82.1			
90	65.7	65.5	65.7	65.2	66.4	67.2	67.6	67.9	64.5	63.6	63.0	62.5	62.1	61.8	61.8	62.5			
95	48.9	48.7	48.3	48.3	49.1	50.2	50.2	50.6	48.1	47.4	47.2	46.8	46.7	46.0	46.1	46.7			
100	38.2	38.0	38.0	37.6	38.4	39.4	39.1	39.8	38.2	37.6	37.8	37.0	36.9	36.7	36.4	37.2			
105	34.3	34.1	34.3	34.5	35.1	35.6	35.3	36.3	36.1	35.5	34.9	34.0	33.9	33.9	34.0	34.4			
110	34.4	34.2	34.3	34.7	35.1	35.5	35.5	36.3	36.2	35.6	35.0	34.1	34.0	34.1	34.2	34.5			
115	33.7	33.4	33.5	33.9	34.5	34.8	34.6	35.4	35.2	34.7	34.0	33.4	33.5	33.2	33.6	33.8			
120	32.0	31.8	31.7	32.2	32.5	32.8	32.8	33.1	32.9	32.6	32.3	31.7	31.5	31.6	31.5	31.8			
125	29.4	29.2	29.2	29.7	30.0	30.1	30.2	30.4	30.3	30.1	29.8	29.5	29.3	29.2	29.1	29.3			
130	26.5	26.2	26.3	27.1	27.1	27.0	27.0	27.1	27.1	27.0	26.7	26.5	26.4	26.5	26.2	26.5			
135	23.1	22.9	23.0	23.6	24.6	23.3	23.3	23.3	23.4	23.4	23.1	23.4	23.0	23.1	23.2	22.8			
140	19.3	19.8	19.2	19.7	20.0	19.3	19.1	19.1	19.6	19.2	19.1	19.2	19.1	19.3	20.2	19.1			
145	15.4	15.7	15.1	15.6	15.5	15.0	14.7	14.6	15.1	14.8	14.8	15.0	15.1	15.0	15.3	15.4			
150	11.4	11.8	11.0	11.4	11.2	10.9	10.6	10.2	9.95	10.4	10.6	10.8	11.1	10.5	10.7	11.3			
155	8.06	8.38	7.52	7.95	7.87	7.79	7.46	6.84	6.36	6.66	7.03	7.38	7.04	6.94	8.50	7.80			
160	5.69	6.00	5.02	5.58	5.47	5.80	5.49	4.61	4.56	4.74	5.10	5.36	5.00	5.38	5.56	5.28			
165	3.92	3.73	3.52	4.11	3.99	4.13	4.09	2.67	2.83	3.07	3.75	3.92	3.65	4.05	4.02	3.57			
170	3.50	2.79	2.74	3.31	3.30	3.26	3.27	1.89	2.12	2.14	2.98	3.25	2.51	3.25	2.48	3.33			
175	1.80	1.76	2.46	1.79	2.07	2.57	1.25	0.99	1.56	1.56	1.53	1.62	1.95	2.18	2.08	1.71			
180	0.23	0.26	0.60	0.74	0.74	0.73	0.76	0.78	0.78	0.78	0.79	0.79	0.79	0.79	0.78	0.78			

C Range: 0 - 360DEG  
 C Interval: 22.5DEG  
 Test Speed: HIGH  
 Temperature:25.2DEG  
 Operators:Evan  
 Test Date:2022-06-28

γ Range: 0 - 180DEG  
 γ Interval: 1.0DEG  
 Test System:EVERFINE GO-R5000\_V2 SYSTEM V2.0.351  
 Humidity:54%  
 Test Distance:2.526m [K=1.0000]  
 Remarks: