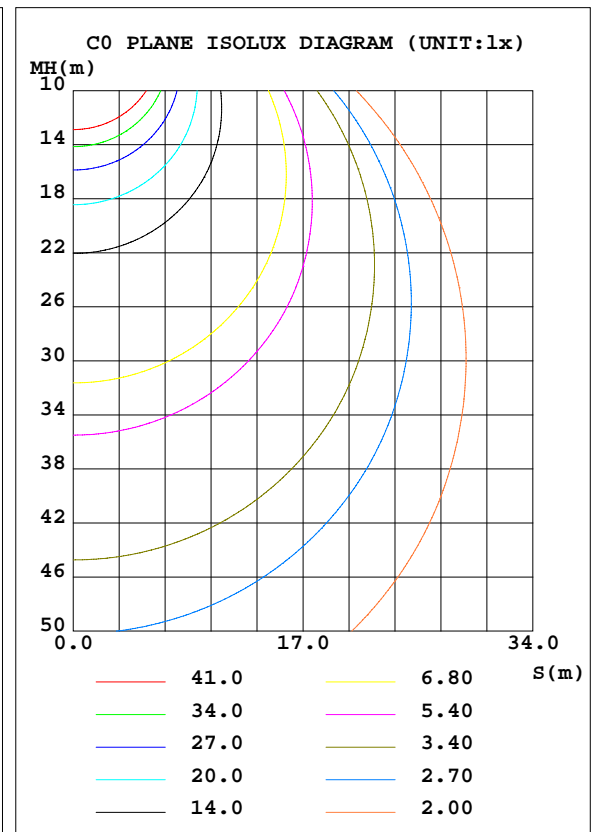
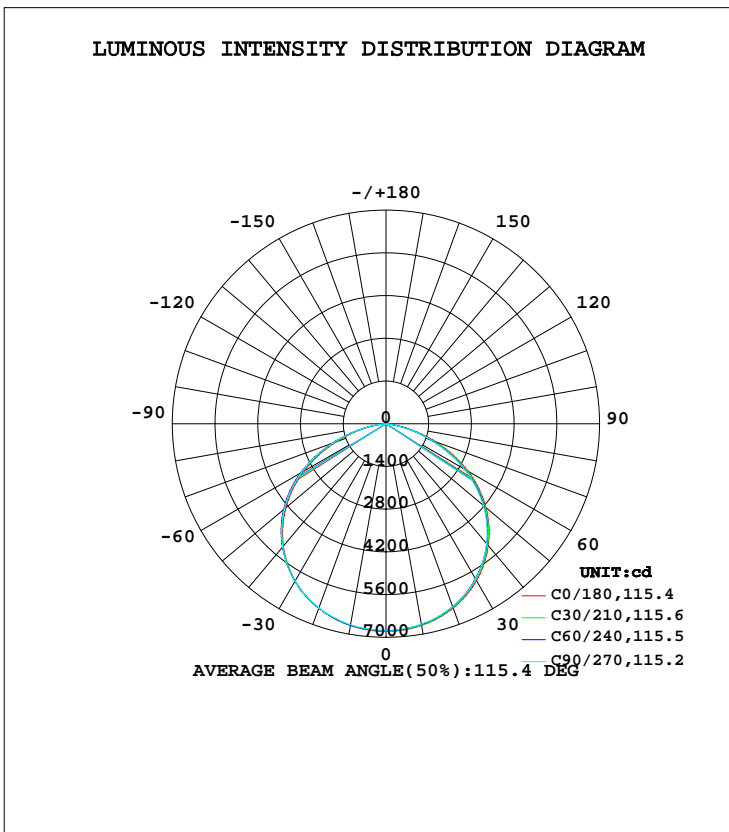


LUMINAIRE PHOTOMETRIC TEST REPORT

Test:U:276.5V I:0.5507A P:143.9W PF:0.9448 Freq:49.99Hz Lamp Flux:19568.5x1 lm		
NAME:	TYPE:120°7S30P	WEIGHT:5.48kg
SPEC.:5000K 80Ra	DIM.: 390*390*180mm	SERIAL No.:
MFR.: ASD Lighting corp.	SUR.:245*245mm	Shielding Angle:

DATA OF LAMP		PHOTOMETRIC DATA Eff: 136.02 lm/W			
MODE:ASD-UHBHV-FS-150D50-PRM		Imax(cd)	6802	S/MH(C0/180)	1.30
NOMINAL POWER(W)	144	LOR(%)	100.0	S/MH(C90/270)	1.31
RATED VOLTAGE(V)	277	TOTAL FLUX(lm)	19568	η UP, DN(C0-180)	0.1,49.1
NOMINAL FLUX(lm)	19568.5	CIE CLASS	DIRECT	η UP, DN(C180-360)	0.3,50.5
LAMPS INSIDE	1	η up(%)	0.4	CIBSE SHR NOM	1.25
TEST VOLTAGE(V)	277	η down(%)	99.6	CIBSE SHR MAX	1.35



C Range: 0 - 360DEG
 C Interval: 30.0DEG
 Test Speed: HIGH
 Temperature:25.3DEG
 Operators:xiaopei
 Test Date:2018-07-27

γ Range: 0 - 180DEG
 γ Interval: 1.0DEG
 Test System:EVERFINE GO-2000B_V1 SYSTEM V2.0.362
 Humidity:65.0%
 Test Distance:13.130m [K=1.0000]
 Remarks:

ZONAL FLUX DIAGRAM

ZONAL FLUX DIAGRAM:

γ	C0	C45	C90	C135	C180	C225	C270	C315	γ	Φ zone	Φ total	%lum, lamp
10	6712	6689	6671	6674	6716	6705	6690	6661	0- 10	642.6	642.6	3.28,3.28
20	6425	6393	6378	6394	6435	6437	6426	6379	10- 20	1856	2499	12.8,12.8
30	5937	5881	5875	5903	5952	5961	5966	5888	20- 30	2853	5352	27.3,27.3
40	5212	5160	5130	5201	5230	5266	5268	5181	30- 40	3495	8847	45.2,45.2
50	4277	4211	4161	4275	4284	4363	4354	4261	40- 50	3675	12522	64,64
60	3109	2997	2948	3088	3107	3211	3208	3098	50- 60	3315	15837	80.9,80.9
70	1731	1605	1575	1706	1743	1846	1866	1737	60- 70	2396	18233	93.2,93.2
80	454.0	366.4	329.1	441.4	479.7	553.2	589.9	472.8	70- 80	1119	19351	98.9,98.9
90	0.0118	0	0	0	5.439	6.115	6.755	5.662	80- 90	142.0	19493	99.6,99.6
100	0.5388	0.7042	0.7683	0.5470	9.139	8.786	8.646	9.079	90-100	3.928	19497	99.6,99.6
110	2.174	2.424	2.550	2.284	13.11	12.76	12.61	13.09	100-110	6.536	19504	99.7,99.7
120	4.440	4.753	4.919	4.555	16.86	16.54	16.42	16.84	110-120	9.043	19513	99.7,99.7
130	8.239	8.671	8.835	8.277	20.09	19.85	19.78	20.10	120-130	11.08	19524	99.8,99.8
140	13.12	13.48	13.62	13.01	22.73	22.58	22.55	22.72	130-140	12.46	19536	99.8,99.8
150	17.51	17.90	18.00	17.37	24.84	24.73	24.70	24.77	140-150	12.29	19549	99.9,99.9
160	21.25	21.57	21.68	21.07	26.14	26.02	26.00	26.03	150-160	10.40	19559	100,100
170	23.93	24.09	24.19	23.69	26.33	26.26	26.28	26.19	160-170	6.918	19566	100,100
180	25.45	25.47	25.46	25.22	25.50	25.52	25.49	25.35	170-180	2.414	19568	100,100
DEG	LUMINOUS INTENSITY:cd									UNIT:lm		

Conical surface Flux(90deg): 10694 lm

%lum = 54.6%

%lamp = 54.6%

Conical surface Flux(120deg): 15837 lm

%lum = 80.9%

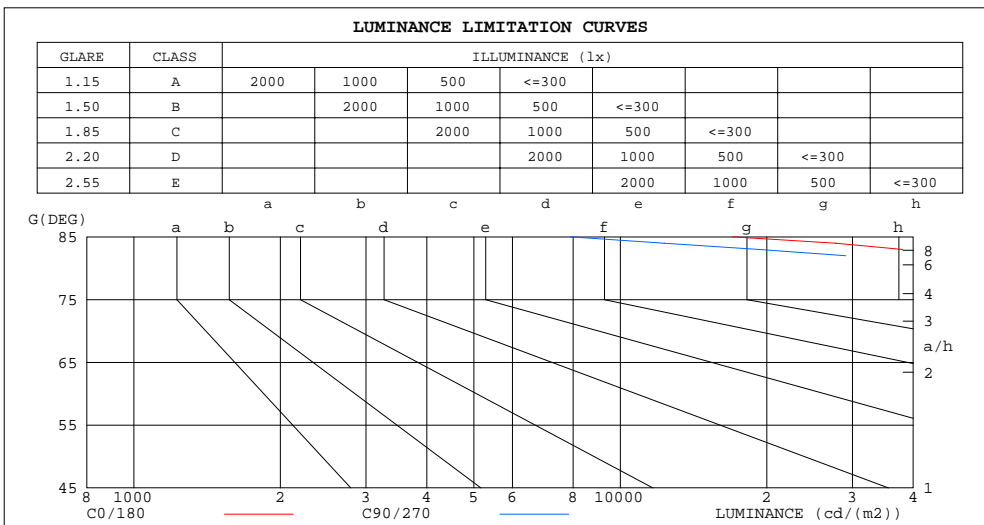
%lamp = 80.9%

C Range: 0 - 360DEG
 C Interval: 30.0DEG
 Test Speed: HIGH
 Temperature:25.3DEG
 Operators:xiaopei
 Test Date:2018-07-27

γ Range: 0 - 180DEG
 γ Interval: 1.0DEG
 Test System:EVERFINE GO-2000B_V1 SYSTEM V2.0.362
 Humidity:65.0%
 Test Distance:13.130m [K=1.0000]
 Remarks:

LUMINANCE LIMITATION CURVES

Test:U:276.5V I:0.5507A P:143.9W PF:0.9448 Freq:49.99Hz Lamp Flux:19568.5x1 lm		
NAME:	TYPE:120°7S30P	WEIGHT:5.48kg
SPEC.:5000K 80Ra	DIM.: 390*390*180mm	SERIAL No.:
MFR.:	SUR.:245*245mm	Shielding Angle:



LUMINANCE cd/(m2)		
G (DEG)	C0/180	C90/270
85	16999	7895
80	68798	49871
75	106264	91399
70	133186	121155
65	151092	141357
60	163631	155142
55	170730	164489
50	175082	170363
45	177617	174022

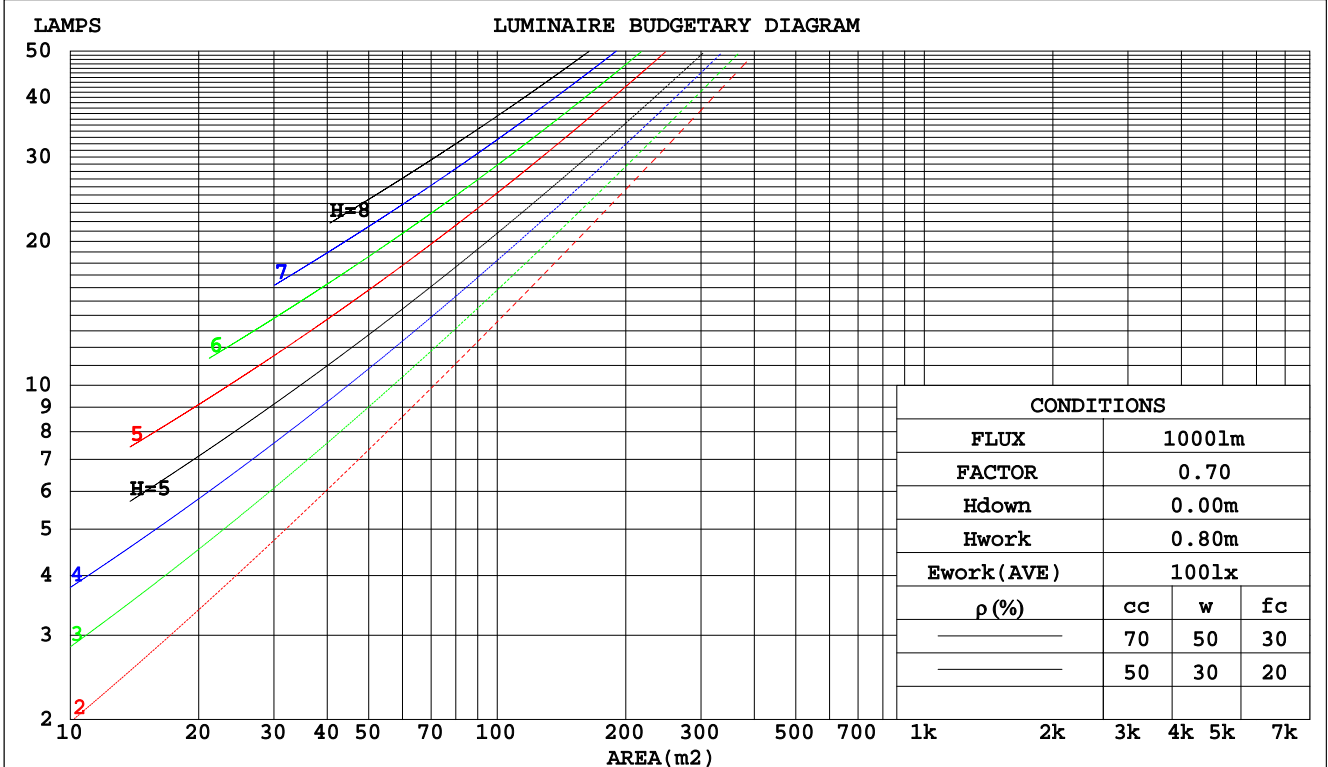
C Range: 0 - 360DEG
 C Interval: 30.0DEG
 Test Speed: HIGH
 Temperature: 25.3DEG
 Operators: xiaopei
 Test Date: 2018-07-27

γ Range: 0 - 180DEG
 γ Interval: 1.0DEG
 Test System: EVERFINE GO-2000B_V1 SYSTEM V2.0.362
 Humidity: 65.0%
 Test Distance: 13.130m [K=1.0000]
 Remarks:

CU AND LUMINAIRE BUDGETARY ESTIMATE DIAGRAM

Test:U:276.5V I:0.5507A P:143.9W PF:0.9448 Freq:49.99Hz Lamp Flux:19568.5x1 lm		
NAME:	TYPE:120°7S30P	WEIGHT:5.48kg
SPEC.:5000K 80Ra	DIM.: 390*390*180mm	SERIAL No.:
MFR.:	SUR.:245*245mm	Shielding Angle:

pcc	80%			70%			50%			30%			10%			0
	50%	30%	10%	50%	30%	10%	50%	30%	10%	50%	30%	10%	50%	30%	10%	0
pw																0
pfc	20%			20%			20%			20%			20%			0
RCR	RCR:Room Cavity Ratio Coefficients of Utilization(CU)															
0.0	1.19	1.19	1.19	1.16	1.16	1.16	1.11	1.11	1.11	1.06	1.06	1.06	1.02	1.02	1.02	.00
1.0	1.05	1.01	.97	1.02	.99	.95	.98	.95	.92	.94	.92	.89	.90	.89	.87	.85
2.0	.91	.85	.79	.90	.83	.78	.86	.81	.76	.83	.78	.75	.80	.76	.73	.71
3.0	.80	.72	.66	.79	.71	.65	.76	.69	.64	.73	.67	.63	.70	.66	.62	.60
4.0	.71	.62	.56	.70	.62	.55	.67	.60	.55	.65	.59	.54	.63	.57	.53	.51
5.0	.63	.55	.48	.62	.54	.48	.60	.53	.47	.58	.52	.47	.56	.51	.46	.44
6.0	.57	.48	.42	.56	.48	.42	.54	.47	.41	.53	.46	.41	.51	.45	.40	.38
7.0	.52	.43	.37	.51	.43	.37	.49	.42	.36	.48	.41	.36	.46	.40	.36	.34
8.0	.47	.39	.33	.46	.38	.33	.45	.38	.32	.44	.37	.32	.43	.36	.32	.30
9.0	.43	.35	.29	.43	.35	.29	.41	.34	.29	.40	.34	.29	.39	.33	.29	.27
10.0	.40	.32	.27	.39	.32	.27	.38	.31	.26	.37	.31	.26	.36	.30	.26	.24



C Range: 0 - 360DEG
 C Interval: 30.0DEG
 Test Speed: HIGH
 Temperature:25.3DEG
 Operators:xiaopei
 Test Date:2018-07-27

γ Range: 0 - 180DEG
 γ Interval: 1.0DEG
 Test System:EVERFINE GO-2000B_V1 SYSTEM V2.0.362
 Humidity:65.0%
 Test Distance:13.130m [K=1.0000]
 Remarks:

WEC AND CCEC

Test:U:276.5V I:0.5507A P:143.9W PF:0.9448 Freq:49.99Hz Lamp Flux:19568.5x1 lm		
NAME:	TYPE:120°7S30P	WEIGHT:5.48kg
SPEC.:5000K 80Ra	DIM.: 390*390*180mm	SERIAL No.:
MFR.:	SUR.:245*245mm	Shielding Angle:

ρcc	80%			70%			50%			30%			10%			0
ρw	50%	30%	10%	50%	30%	10%	50%	30%	10%	50%	30%	10%	50%	30%	10%	0
ρfc	20%			20%			20%			20%			20%			0
RCR	RCR:Room Cavity Ratio						Wall Exitance Coefficients(WEC)									
0.0																
1.0	.292	.166	.053	.285	.163	.052	.272	.156	.050	.259	.150	.048	.248	.144	.046	
2.0	.281	.154	.047	.275	.152	.047	.263	.146	.045	.252	.142	.044	.242	.137	.043	
3.0	.263	.140	.042	.258	.138	.042	.247	.134	.041	.238	.130	.040	.229	.127	.039	
4.0	.245	.127	.037	.240	.125	.037	.231	.122	.037	.222	.119	.036	.214	.116	.035	
5.0	.227	.116	.034	.223	.114	.033	.215	.112	.033	.207	.109	.032	.200	.107	.032	
6.0	.211	.106	.030	.208	.105	.030	.200	.103	.030	.193	.100	.030	.187	.098	.029	
7.0	.197	.098	.028	.194	.097	.028	.187	.095	.027	.181	.093	.027	.175	.091	.027	
8.0	.184	.090	.025	.181	.089	.025	.175	.088	.025	.170	.086	.025	.165	.085	.025	
9.0	.173	.084	.023	.170	.083	.023	.165	.082	.023	.160	.080	.023	.155	.079	.023	
10.0	.163	.078	.022	.160	.077	.022	.156	.076	.021	.151	.075	.021	.147	.074	.021	

ρcc	80%			70%			50%			30%			10%			0
ρw	50%	30%	10%	50%	30%	10%	50%	30%	10%	50%	30%	10%	50%	30%	10%	0
ρfc	20%			20%			20%			20%			20%			0
RCR	RCR:Room Cavity Ratio						Ceiling Cavity Exitance Coefficients(CCEC)									
0.0	.193	.193	.193	.165	.165	.165	.113	.113	.113	.065	.065	.065	.021	.021	.021	
1.0	.182	.159	.139	.156	.137	.119	.107	.094	.083	.061	.054	.048	.020	.018	.016	
2.0	.174	.135	.102	.149	.116	.088	.102	.080	.062	.059	.047	.036	.019	.015	.012	
3.0	.166	.117	.078	.142	.101	.068	.098	.070	.048	.056	.041	.028	.018	.013	.009	
4.0	.159	.104	.062	.136	.090	.054	.094	.063	.038	.054	.037	.022	.017	.012	.007	
5.0	.152	.093	.051	.130	.081	.044	.090	.056	.031	.052	.033	.018	.017	.011	.006	
6.0	.145	.085	.042	.124	.074	.037	.086	.052	.026	.050	.030	.016	.016	.010	.005	
7.0	.138	.078	.036	.119	.068	.032	.082	.048	.023	.048	.028	.013	.015	.009	.004	
8.0	.131	.072	.032	.113	.063	.028	.078	.044	.020	.046	.026	.012	.015	.009	.004	
9.0	.126	.068	.028	.108	.059	.025	.075	.041	.018	.044	.024	.010	.014	.008	.003	
10.0	.120	.063	.026	.103	.055	.022	.072	.039	.016	.042	.023	.009	.014	.008	.003	

C Range: 0 - 360DEG
 C Interval: 30.0DEG
 Test Speed: HIGH
 Temperature:25.3DEG
 Operators:xiaopei
 Test Date:2018-07-27

γ Range: 0 - 180DEG
 γ Interval: 1.0DEG
 Test System:EVERFINE GO-2000B_V1 SYSTEM V2.0.362
 Humidity:65.0%
 Test Distance:13.130m [K=1.0000]
 Remarks:

UGR(Unified Glare Rating) Table

Test:U:276.5V I:0.5507A P:143.9W PF:0.9448 Freq:49.99Hz Lamp Flux:19568.5x1 lm		
NAME:	TYPE:120°7S30P	WEIGHT:5.48kg
SPEC.:5000K 80Ra	DIM.: 390*390*180mm	SERIAL No.:
MFR.:	SUR.:245*245mm	Shielding Angle:

ceiling/cavity	0.7	0.7	0.5	0.5	0.3	0.7	0.7	0.5	0.5	0.3
walls	0.5	0.3	0.5	0.3	0.3	0.5	0.3	0.5	0.3	0.3
working plane	0.2	0.2	0.2	0.2	0.2	0.2	0.2	0.2	0.2	0.2
Room dimensions	Viewed crosswise					Viewed endwise				
x = 2H y = 2H	20.4	21.9	20.7	22.1	22.3	20.2	21.7	20.5	21.9	22.2
3H	21.7	23.1	22.0	23.3	23.6	21.4	22.8	21.7	23.0	23.3
4H	22.1	23.4	22.4	23.7	23.9	21.7	23.0	22.1	23.3	23.6
6H	22.2	23.5	22.6	23.7	24.0	21.8	23.1	22.2	23.3	23.6
8H	22.2	23.4	22.6	23.7	24.0	21.8	23.0	22.1	23.3	23.6
12H	22.2	23.3	22.5	23.6	23.9	21.7	22.9	22.1	23.2	23.5
4H 2H	20.9	22.3	21.3	22.5	22.8	20.8	22.1	21.1	22.4	22.6
3H	22.4	23.5	22.7	23.8	24.1	22.1	23.2	22.5	23.5	23.9
4H	22.8	23.9	23.2	24.2	24.5	22.5	23.5	22.9	23.9	24.2
6H	23.0	24.0	23.4	24.3	24.7	22.6	23.6	23.0	23.9	24.3
8H	23.0	23.9	23.5	24.3	24.7	22.6	23.5	23.0	23.8	24.2
12H	23.0	23.8	23.4	24.2	24.6	22.6	23.4	23.0	23.7	24.2
8H 4H	22.9	23.8	23.3	24.1	24.5	22.6	23.5	23.0	23.8	24.2
6H	23.2	23.9	23.6	24.3	24.7	22.8	23.5	23.3	23.9	24.4
8H	23.2	23.8	23.7	24.3	24.7	22.8	23.4	23.3	23.9	24.3
12H	23.2	23.7	23.7	24.2	24.7	22.8	23.3	23.2	23.8	24.2
12H 4H	22.9	23.7	23.3	24.1	24.5	22.6	23.4	23.0	23.8	24.2
6H	23.2	23.8	23.6	24.2	24.7	22.8	23.4	23.3	23.8	24.3
8H	23.2	23.7	23.7	24.2	24.7	22.8	23.3	23.3	23.8	24.3
Variations with the observer position at spacings:										
S = 1.0H	+ 0.2 / - 0.3					+ 0.2 / - 0.3				
1.5H	+ 0.2 / - 0.4					+ 0.2 / - 0.4				
2.0H	+ 0.3 / - 0.4					+ 0.4 / - 0.4				

CIE Pub.117, 19568 lm Total Lamp Luminous Flux Correct (8log(F/F0) = 10.3)

C Range: 0 - 360DEG
 C Interval: 30.0DEG
 Test Speed: HIGH
 Temperature:25.3DEG
 Operators:xiaopei
 Test Date:2018-07-27

γ Range: 0 - 180DEG
 γ Interval: 1.0DEG
 Test System:EVERFINE GO-2000B_V1 SYSTEM V2.0.362
 Humidity:65.0%
 Test Distance:13.130m [K=1.0000]
 Remarks:

UTILIZATION FACTORS TABLE

Test:U:276.5V I:0.5507A P:143.9W PF:0.9448 Freq:49.99Hz Lamp Flux:19568.5x1 lm		
NAME:	TYPE:120°7S30P	WEIGHT:5.48kg
SPEC.:5000K 80Ra	DIM.: 390*390*180mm	SERIAL No.:
MFR.:	SUR.:245*245mm	Shielding Angle:

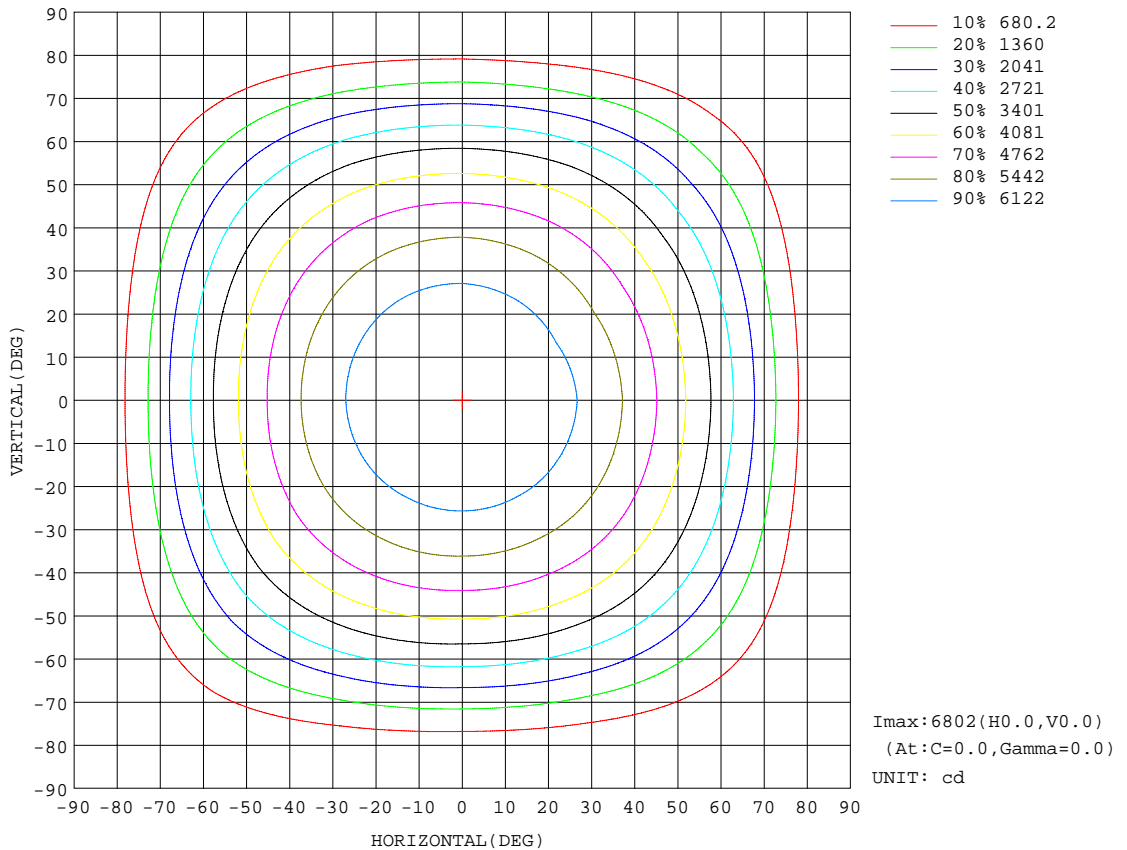
REFLECTANCE										
Ceiling	0.8	0.8	0.8	0.7	0.7	0.7	0.5	0.5	0.5	0
Walls	0.7	0.5	0.3	0.7	0.5	0.3	0.7	0.5	0.3	0
Working plane	0.2	0.2	0.2	0.2	0.2	0.2	0.2	0.2	0.2	0
ROOM INDEX	UTILIZATION FACTORS(PERCENT) $k(RI) \times RCR = 5$									
k = 0.60	58	46	39	57	46	39	56	45	39	32
0.80	68	56	49	67	56	49	65	55	48	42
1.00	77	66	58	75	65	58	73	66	58	50
1.25	84	73	66	82	73	66	80	71	65	58
1.50	89	79	72	87	78	72	84	76	71	63
2.00	96	87	81	94	86	80	90	84	79	71
2.50	100	92	86	98	91	85	94	88	83	75
3.00	103	96	91	101	95	90	97	92	88	79
4.00	107	101	97	104	100	96	100	96	93	84
5.00	109	105	101	107	103	99	102	99	96	87
ROOM INDEX	UF(total)									Direct
According to DIN EN 13032-2 2004			Suspended				SHRNOM = 1.25			

C Range: 0 - 360DEG
 C Interval: 30.0DEG
 Test Speed: HIGH
 Temperature:25.3DEG
 Operators:xiaopei
 Test Date:2018-07-27

γ Range: 0 - 180DEG
 γ Interval: 1.0DEG
 Test System:EVERFINE GO-2000B_V1 SYSTEM V2.0.362
 Humidity:65.0%
 Test Distance:13.130m [K=1.0000]
 Remarks:

ISOCANDELA DIAGRAM

Test:U:276.5V I:0.5507A P:143.9W PF:0.9448 Freq:49.99Hz Lamp Flux:19568.5x1 lm		
NAME:	TYPE:120°7S30P	WEIGHT:5.48kg
SPEC.:5000K 80Ra	DIM.: 390*390*180mm	SERIAL No.:
MFR.:	SUR.:245*245mm	Shielding Angle:




C Range: 0 - 360DEG
 C Interval: 30.0DEG
 Test Speed: HIGH
 Temperature:25.3DEG
 Operators:xiaopei
 Test Date:2018-07-27

γ Range: 0 - 180DEG
 γ Interval: 1.0DEG
 Test System:EVERFINE GO-2000B_V1 SYSTEM V2.0.362
 Humidity:65.0%
 Test Distance:13.130m [K=1.0000]
 Remarks:

AAI Figure

Test:U:276.5V I:0.5507A P:143.9W PF:0.9448 Freq:49.99Hz Lamp Flux:19568.5x1 lm		
NAME:	TYPE:120°7S30P	WEIGHT:5.48kg
SPEC.:5000K 80Ra	DIM.: 390*390*180mm	SERIAL No.:
MFR.:	SUR.:245*245mm	Shielding Angle:

Flux out:15231 lm



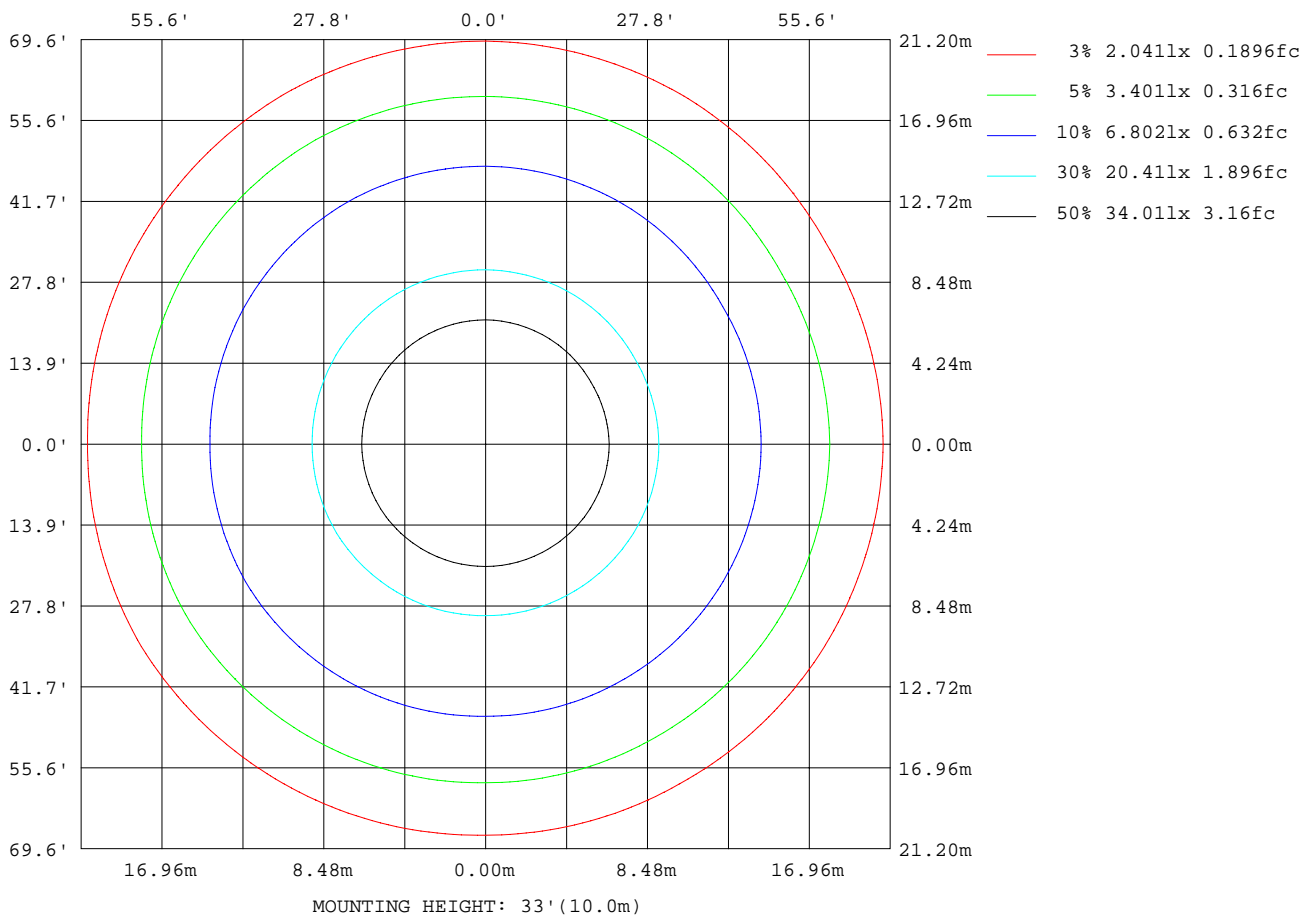
Note:The Curves indicate the illuminated area and the average illumination when the luminaire is at different distance.

C Range: 0 - 360DEG
 C Interval: 30.0DEG
 Test Speed: HIGH
 Temperature:25.3DEG
 Operators:xiaopei
 Test Date:2018-07-27

γ Range: 0 - 180DEG
 γ Interval: 1.0DEG
 Test System:EVERFINE GO-2000B_V1 SYSTEM V2.0.362
 Humidity:65.0%
 Test Distance:13.130m [K=1.0000]
 Remarks:

ISOLUX DIAGRAM

Test:U:276.5V I:0.5507A P:143.9W PF:0.9448 Freq:49.99Hz Lamp Flux:19568.5x1 lm		
NAME:	TYPE:120°7S30P	WEIGHT:5.48kg
SPEC.:5000K 80Ra	DIM.: 390*390*180mm	SERIAL No.:
MFR.:	SUR.:245*245mm	Shielding Angle:



C Range: 0 - 360DEG
 C Interval: 30.0DEG
 Test Speed: HIGH
 Temperature:25.3DEG
 Operators:xiaopei
 Test Date:2018-07-27

γ Range: 0 - 180DEG
 γ Interval: 1.0DEG
 Test System:EVERFINE GO-2000B_V1 SYSTEM V2.0.362
 Humidity:65.0%
 Test Distance:13.130m [K=1.0000]
 Remarks:

LED Avg.L Report

Test:U:276.5V I:0.5507A P:143.9W PF:0.9448 Freq:49.99Hz Lamp Flux:19568.5x1 lm		
NAME:	TYPE:120°7S30P	WEIGHT:5.48kg
SPEC.:5000K 80Ra	DIM.: 390*390*180mm	SERIAL No.:
MFR.:	SUR.:245*245mm	Shielding Angle:

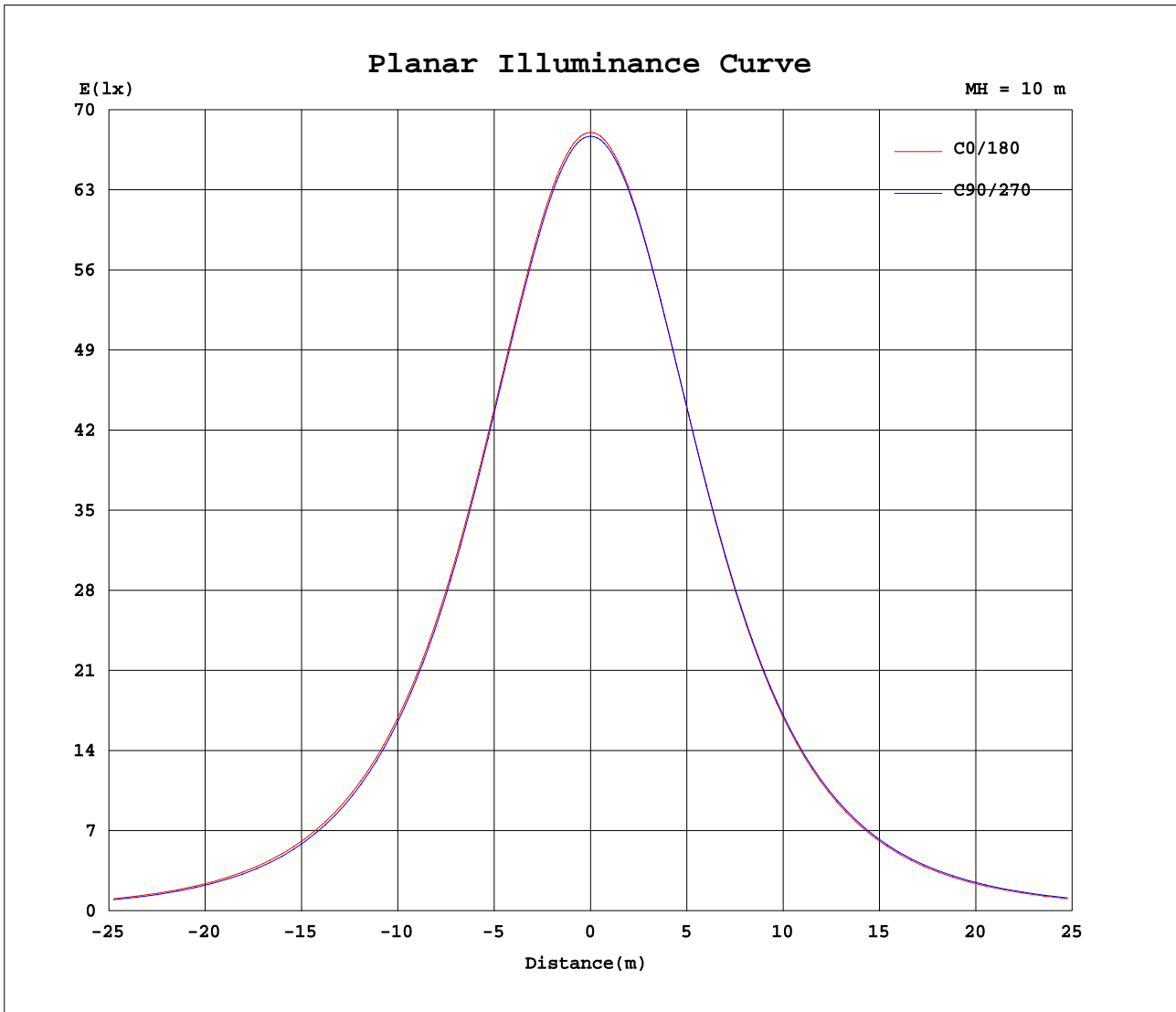
AvgL	cd/m2
L_0~180(65)av	151650
L_0~180(75)av	107513
L_0~180(85)av	18319
L_90~270(65)av	150256
L_90~270(75)av	106420
L_90~270(85)av	24201
L_45(65)av	151363
L_45(75)av	106257
L_45(85)av	21352

Standard: GB/T 29293-2012

C Range: 0 - 360DEG
C Interval: 30.0DEG
Test Speed: HIGH
Temperature:25.3DEG
Operators:xiaopei
Test Date:2018-07-27

γ Range: 0 - 180DEG
 γ Interval: 1.0DEG
Test System:EVERFINE GO-2000B_V1 SYSTEM V2.0.362
Humidity:65.0%
Test Distance:13.130m [K=1.0000]
Remarks:

Planar Illuminance Curve



C Range: 0 - 360DEG
 C Interval: 30.0DEG
 Test Speed: HIGH
 Temperature: 25.3DEG
 Operators: xiaopei
 Test Date: 2018-07-27

γ Range: 0 - 180DEG
 γ Interval: 1.0DEG
 Test System: EVERFINE GO-2000B_V1 SYSTEM V2.0.362
 Humidity: 65.0%
 Test Distance: 13.130m [K=1.0000]
 Remarks:

LUMINOUS DISTRIBUTION INTENSITY DATA

Test:U:276.5V I:0.5507A P:143.9W PF:0.9448 Freq:49.99Hz Lamp Flux:19568.5x1 lm		
NAME:	TYPE:120°7S30P	WEIGHT:5.48kg
SPEC.:5000K 80Ra	DIM.: 390*390*180mm	SERIAL No.:
MFR.:	SUR.:245*245mm	Shielding Angle:

Table--1

UNIT: cd

C(DEG) γ (DEG)	0	30	60	90	120	150	180	210	240	270	300	330							
0	6802	6790	6779	6769	6759	6750	6802	6790	6779	6769	6759	6750							
5	6782	6769	6754	6746	6740	6737	6783	6772	6763	6752	6739	6724							
10	6712	6698	6679	6671	6671	6676	6716	6706	6703	6690	6672	6650							
15	6595	6578	6557	6549	6553	6567	6600	6596	6595	6583	6560	6529							
20	6425	6404	6382	6378	6383	6406	6435	6436	6439	6426	6398	6361							
25	6206	6171	6152	6157	6161	6189	6222	6224	6231	6220	6184	6140							
30	5937	5895	5866	5875	5886	5920	5952	5954	5968	5966	5914	5861							
35	5603	5567	5530	5529	5556	5600	5621	5627	5646	5648	5590	5526							
40	5212	5182	5138	5130	5173	5229	5230	5254	5278	5268	5217	5145							
45	4773	4740	4691	4676	4735	4803	4783	4828	4858	4837	4789	4711							
50	4277	4237	4186	4161	4234	4316	4284	4344	4382	4354	4304	4218							
55	3721	3673	3613	3585	3675	3765	3726	3796	3843	3807	3761	3664							
60	3109	3040	2954	2948	3036	3140	3107	3182	3239	3208	3158	3038							
65	2426	2363	2274	2270	2362	2473	2444	2515	2576	2556	2499	2377							
70	1731	1641	1568	1575	1646	1766	1743	1807	1886	1866	1796	1678							
75	1045	965	902	899	969	1091	1070	1130	1193	1194	1113	1004							
80	454	394	339	329	400	483	480	524	583	590	517	429							
85	56.3	38.3	27.0	26.1	37.1	69.6	65.0	98.3	133	134	100	61.6							
90	0.01	0.00	0.00	0.00	0.00	0.00	5.44	5.68	6.55	6.76	5.84	5.49							
95	0.00	0.03	0.02	0.08	0.02	0.00	7.22	6.92	6.82	6.70	7.04	7.26							
100	0.54	0.66	0.75	0.77	0.53	0.56	9.14	8.83	8.74	8.65	8.97	9.19							
105	1.26	1.49	1.46	1.61	1.48	1.34	11.1	10.8	10.7	10.6	11.0	11.2							
110	2.17	2.40	2.44	2.55	2.31	2.26	13.1	12.8	12.7	12.6	13.0	13.2							
115	3.21	3.44	3.61	3.66	3.37	3.28	15.0	14.7	14.7	14.5	14.9	15.1							
120	4.44	4.69	4.81	4.92	4.63	4.48	16.9	16.6	16.5	16.4	16.8	16.9							
125	6.10	6.38	6.53	6.65	6.26	6.05	18.6	18.3	18.3	18.2	18.4	18.6							
130	8.24	8.54	8.80	8.83	8.44	8.11	20.1	19.9	19.8	19.8	20.0	20.2							
135	10.8	11.1	11.2	11.3	10.8	10.5	21.5	21.3	21.3	21.2	21.5	21.5							
140	13.1	13.4	13.6	13.6	13.1	12.9	22.7	22.6	22.6	22.6	22.8	22.7							
145	15.3	15.7	15.8	15.9	15.4	15.1	23.9	23.8	23.7	23.6	23.9	23.8							
150	17.5	17.8	18.0	18.0	17.5	17.3	24.8	24.7	24.7	24.7	24.8	24.7							
155	19.6	19.8	19.9	20.0	19.5	19.3	25.6	25.6	25.5	25.4	25.6	25.5							
160	21.3	21.5	21.6	21.7	21.1	21.0	26.1	26.0	26.0	26.0	26.0	26.0							
165	22.7	23.0	23.0	23.1	22.6	22.4	26.3	26.2	26.3	26.2	26.2	26.1							
170	23.9	24.1	24.1	24.2	23.7	23.6	26.3	26.2	26.3	26.3	26.2	26.1							
175	24.7	24.9	24.9	25.0	24.6	24.5	26.0	26.1	26.0	26.1	26.0	25.9							
180	25.5	25.5	25.5	25.5	25.3	25.2	25.5	25.5	25.5	25.5	25.4	25.3							

C Range: 0 - 360DEG
 C Interval: 30.0DEG
 Test Speed: HIGH
 Temperature:25.3DEG
 Operators:xiaopei
 Test Date:2018-07-27

γ Range: 0 - 180DEG
 γ Interval: 1.0DEG
 Test System:EVERFINE GO-2000B_V1 SYSTEM V2.0.362
 Humidity:65.0%
 Test Distance:13.130m [K=1.0000]
 Remarks: