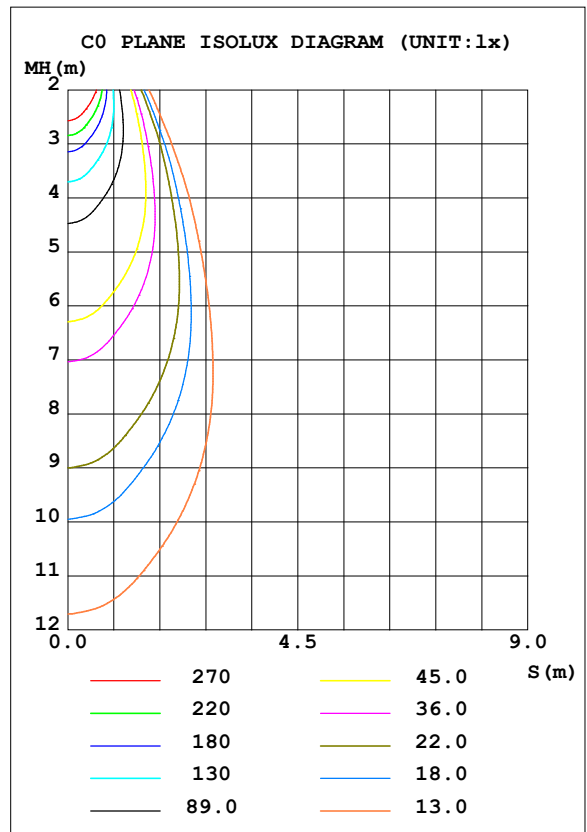
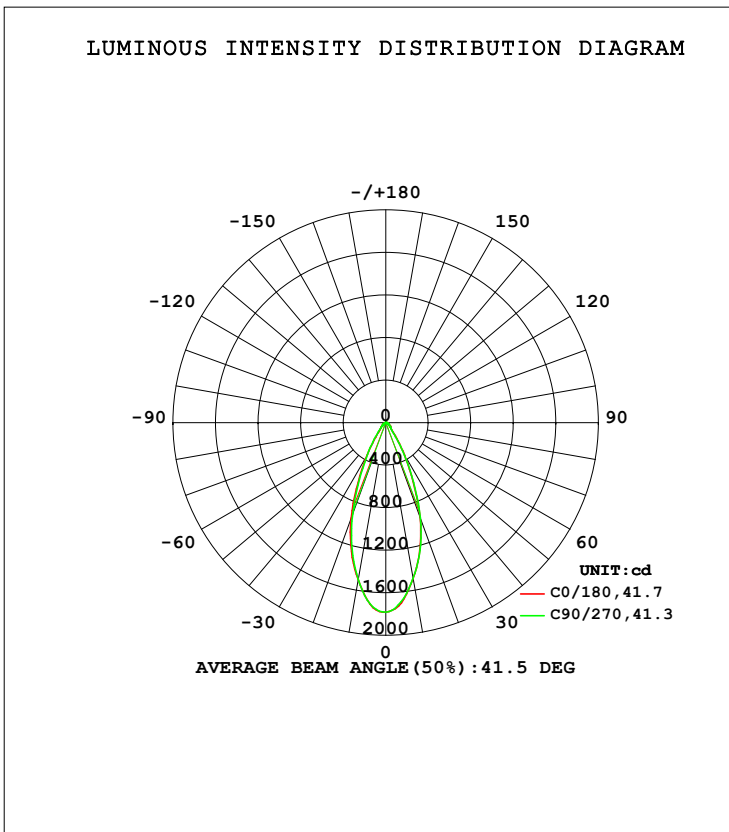


LUMINAIRE PHOTOMETRIC TEST REPORT

Test:U:119.96V I:0.1087A P:12.837W PF:0.9458 Freq:59.98Hz Lamp Flux:1011x1 lm		
NAME: ASD-CD-TR-4D15AC-WH	TYPE:	WEIGHT:
SPEC.:3500K 90	DIM.:	SERIAL No.:
MFR.: ASD Lighting Corp	SUR.:	Shielding Angle:

DATA OF LAMP		PHOTOMETRIC DATA Eff: 78.75 lm/W			
MODEL		Imax (cd)	1787	S/MH (C0/180)	0.67
NOMINAL POWER (W)	15	LOR (%)	100.0	S/MH (C90/270)	0.66
RATED VOLTAGE (V)	120	TOTAL FLUX (lm)	1011.0	<input type="checkbox"/> UP, DN (C0-180)	0.0, 49.3
NOMINAL FLUX (lm)	1011	CIE CLASS	DIRECT	<input type="checkbox"/> UP, DN (C180-360)	0.0, 50.7
LAMPS INSIDE	1	<input type="checkbox"/> up (%)	0.0	CIBSE SHR NOM	0.50
TEST VOLTAGE (V)	120	<input type="checkbox"/> down (%)	100.0	CIBSE SHR MAX	0.70



C Range: 0 - 360DEG
 C Interval: 22.5DEG
 Test Speed: HIGH
 Temperature: 25.3DEG
 Operators:
 Test Date: 2021-09-28

Range: 0 - 90DEG
 Interval: 1.0DEG
 Test System: EVERFINE GO-SPEX500_V1 SYSTEM V2.00.421
 Humidity: 65.0%
 Test Distance: 3.080m [K=1.0000]
 Remarks:

ZONAL FLUX DIAGRAM

ZONAL FLUX DIAGRAM:

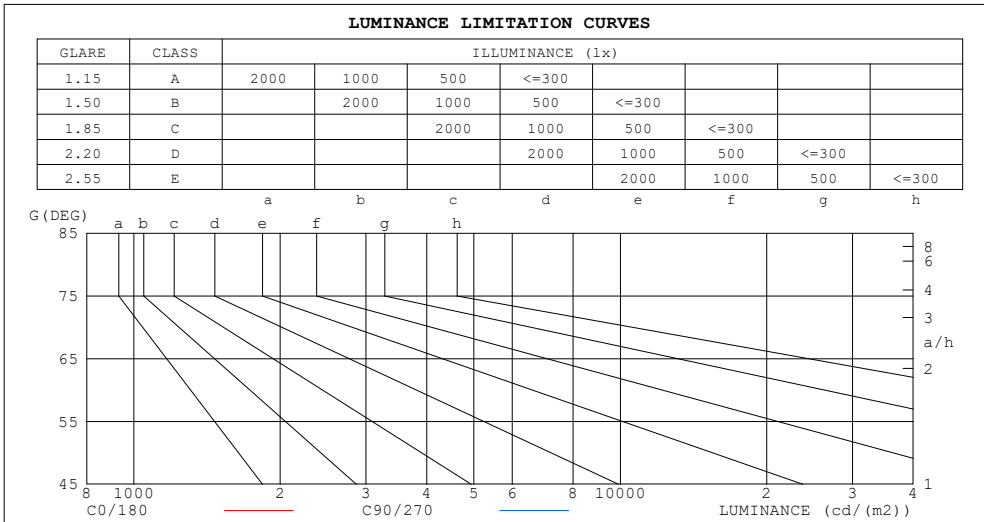
mm	C0	C45	C90	C135	C180	C225	C270	C315	mm	□ zone	□ total	%lum,lamp
10	1487	1461	1485	1486	1499	1539	1497	1495	0- 10	155.6	155.6	15.4,15.4
20	942.2	932.8	953.5	977.7	956.8	1002	914.5	959.6	10- 20	343.4	499.0	49.4,49.4
30	355.0	333.9	352.8	367.0	353.2	379.4	345.1	372.6	20- 30	284.2	783.2	77.5,77.5
40	88.40	86.01	88.53	89.58	87.98	99.92	94.60	96.99	30- 40	118.3	901.5	89.2,89.2
50	47.65	47.25	49.07	48.63	48.15	48.61	47.68	47.74	40- 50	48.96	950.5	94,94
60	27.42	26.16	27.42	26.95	28.23	29.19	28.80	28.70	50- 60	33.25	983.7	97.3,97.3
70	10.98	9.808	9.670	10.13	11.25	12.09	11.19	11.77	60- 70	18.58	1002	99.1,99.1
80	4.066	3.109	2.726	3.068	4.278	4.194	3.741	3.913	70- 80	7.468	1010	99.9,99.9
90	0.0334	0.0257	0.0293	0.0264	0.0457	0.0378	0.0420	0.0367	80- 90	1.242	1011	100,100
100									90-100			
110									100-110			
120									110-120			
130									120-130			
140									130-140			
150									140-150			
160									150-160			
170									160-170			
180									170-180			
DEG	LUMINOUS INTENSITY:cd									UNIT:lm		

C Range: 0 - 360DEG
 C Interval: 22.5DEG
 Test Speed: HIGH
 Temperature:25.3DEG
 Operators:
 Test Date:2021-09-28

□ Range: 0 - 90DEG
 □ Interval: 1.0DEG
 Test System:EVERFINE GO-SPEX500_V1 SYSTEM V2.00.421
 Humidity:65.0%
 Test Distance:3.080m [K=1.0000]
 Remarks:

LUMINANCE LIMITATION CURVES

Test:U:119.96V I:0.1087A P:12.837W PF:0.9458 Freq:59.98Hz Lamp Flux:1011x1 lm		
NAME: ASD-CD-TR-4D15AC-WH	TYPE:	WEIGHT:
SPEC.:3500K 90	DIM.:	SERIAL No.:
MFR.: ASD Lighting Corp	SUR.:	Shielding Angle:



LUMINANCE cd/(m2)		
G (DEG)	C0/180	C90/270
85	66	27
80	211	142
75	260	210
70	289	255
65	403	369
60	493	494
55	574	571
50	667	688
45	750	802

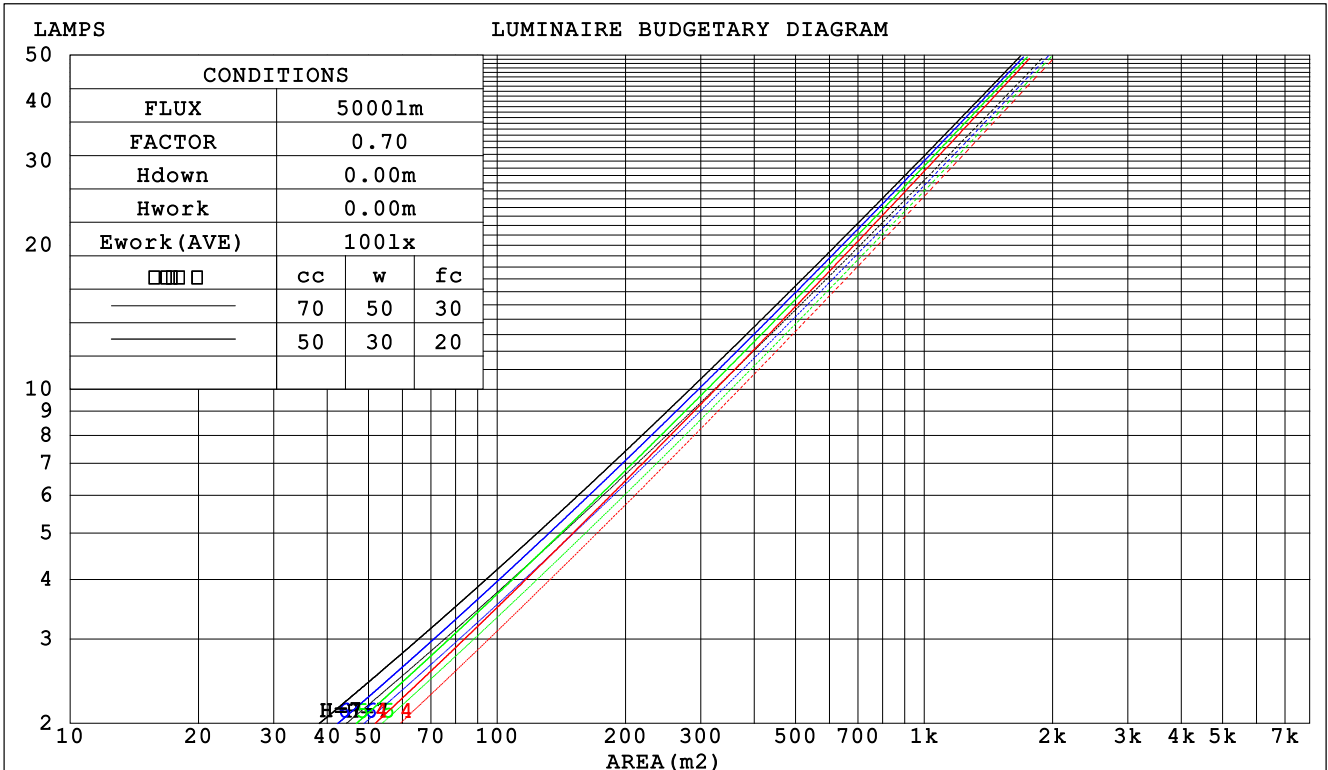
C Range: 0 - 360DEG
 C Interval: 22.5DEG
 Test Speed: HIGH
 Temperature:25.3DEG
 Operators:
 Test Date:2021-09-28

Range: 0 - 90DEG
 Interval: 1.0DEG
 Test System:EVERFINE GO-SPEX500_V1 SYSTEM V2.00.421
 Humidity:65.0%
 Test Distance:3.080m [K=1.0000]
 Remarks:

CU AND LUMINAIRE BUDGETARY ESTIMATE DIAGRAM

Test:U:119.96V I:0.1087A P:12.837W PF:0.9458 Freq:59.98Hz Lamp Flux:1011x1 lm		
NAME: ASD-CD-TR-4D15AC-WH	TYPE:	WEIGHT:
SPEC.:3500K 90	DIM.:	SERIAL No.:
MFR.: ASD Lighting Corp	SUR.:	Shielding Angle:

□cc	80%			70%			50%			30%			10%			0
□w	50%	30%	10%	50%	30%	10%	50%	30%	10%	50%	30%	10%	50%	30%	10%	0
□fc	20%			20%			20%			20%			20%			0
RCR	RCR:Room Cavity Ratio						Coefficients of Utilization(CU)									
0.0	1.19	1.19	1.19	1.16	1.16	1.16	1.11	1.11	1.11	1.06	1.06	1.06	1.02	1.02	1.02	1.00
1.0	1.11	1.08	1.06	1.09	1.06	1.04	1.05	1.03	1.01	1.01	.99	.98	.97	.96	.95	.93
2.0	1.03	.99	.96	1.01	.98	.95	.98	.95	.93	.95	.93	.91	.92	.91	.89	.87
3.0	.96	.92	.88	.95	.91	.87	.93	.89	.86	.90	.87	.84	.88	.85	.83	.81
4.0	.91	.85	.81	.89	.84	.81	.87	.83	.80	.85	.82	.79	.84	.80	.78	.76
5.0	.85	.80	.76	.84	.79	.75	.83	.78	.75	.81	.77	.74	.79	.76	.73	.72
6.0	.81	.75	.71	.80	.74	.71	.78	.74	.70	.77	.73	.70	.76	.72	.69	.68
7.0	.76	.71	.67	.76	.70	.67	.75	.70	.66	.73	.69	.66	.72	.68	.65	.64
8.0	.73	.67	.63	.72	.67	.63	.71	.66	.63	.70	.66	.62	.69	.65	.62	.61
9.0	.69	.64	.60	.69	.63	.60	.68	.63	.59	.67	.62	.59	.66	.62	.59	.58
10.0	.66	.60	.57	.66	.60	.57	.65	.60	.57	.64	.60	.56	.63	.59	.56	.55



C Range: 0 - 360DEG
 C Interval: 22.5DEG
 Test Speed: HIGH
 Temperature:25.3DEG
 Operators:
 Test Date:2021-09-28

□ Range: 0 - 90DEG
 □ Interval: 1.0DEG
 Test System:EVERFINE GO-SPEX500_V1 SYSTEM V2.00.421
 Humidity:65.0%
 Test Distance:3.080m [K=1.0000]
 Remarks:

WEC AND CCEC

Test:U:119.96V I:0.1087A P:12.837W PF:0.9458 Freq:59.98Hz Lamp Flux:1011x1 lm		
NAME: ASD-CD-TR-4D15AC-WH	TYPE:	WEIGHT:
SPEC.:3500K 90	DIM.:	SERIAL No.:
MFR.: ASD Lighting Corp	SUR.:	Shielding Angle:

<input type="checkbox"/> cc	80%	70%	50%	30%	10%	0
<input type="checkbox"/> w	50% 30% 10%	50% 30% 10%	50% 30% 10%	50% 30% 10%	50% 30% 10%	0
<input type="checkbox"/> fc	20%	20%	20%	20%	20%	0
RCR	RCR:Room Cavity Ratio		Wall Exitance Coefficients (WEC)			
0.0						
1.0	.178 .101 .032	.172 .098 .031	.159 .091 .029	.147 .085 .027	.137 .079 .026	
2.0	.170 .093 .029	.164 .090 .028	.153 .085 .026	.144 .081 .025	.135 .076 .024	
3.0	.160 .085 .026	.155 .083 .025	.146 .079 .024	.138 .076 .023	.130 .072 .022	
4.0	.151 .079 .023	.147 .077 .023	.139 .074 .022	.132 .071 .021	.125 .068 .021	
5.0	.143 .073 .021	.140 .072 .021	.133 .069 .020	.127 .067 .020	.121 .064 .019	
6.0	.136 .068 .019	.133 .067 .019	.127 .065 .019	.121 .063 .019	.116 .061 .018	
7.0	.129 .064 .018	.126 .063 .018	.121 .061 .018	.116 .060 .017	.112 .058 .017	
8.0	.123 .060 .017	.121 .059 .017	.116 .058 .017	.112 .057 .016	.107 .055 .016	
9.0	.117 .057 .016	.115 .056 .016	.111 .055 .016	.107 .054 .015	.104 .053 .015	
10.0	.112 .054 .015	.110 .053 .015	.107 .052 .015	.103 .051 .015	.100 .050 .014	

<input type="checkbox"/> cc	80%	70%	50%	30%	10%	0
<input type="checkbox"/> w	50% 30% 10%	50% 30% 10%	50% 30% 10%	50% 30% 10%	50% 30% 10%	0
<input type="checkbox"/> fc	20%	20%	20%	20%	20%	0
RCR	RCR:Room Cavity Ratio		Ceiling Cavity Exitance Coefficients (CCEC)			
0.0	.190 .190 .190	.163 .163 .163	.111 .111 .111	.064 .064 .064	.020 .020 .020	
1.0	.171 .157 .145	.146 .135 .125	.100 .093 .086	.058 .054 .050	.018 .017 .016	
2.0	.156 .133 .113	.134 .114 .098	.092 .079 .068	.053 .046 .040	.017 .015 .013	
3.0	.143 .114 .090	.123 .098 .078	.084 .068 .055	.049 .040 .032	.016 .013 .011	
4.0	.133 .099 .073	.114 .085 .063	.078 .059 .045	.045 .035 .026	.015 .011 .009	
5.0	.124 .087 .060	.106 .075 .052	.073 .053 .037	.042 .031 .022	.014 .010 .007	
6.0	.116 .078 .050	.100 .067 .044	.069 .047 .031	.040 .028 .018	.013 .009 .006	
7.0	.109 .070 .043	.094 .061 .037	.065 .043 .026	.038 .025 .016	.012 .008 .005	
8.0	.103 .064 .037	.089 .055 .032	.061 .039 .023	.036 .023 .014	.012 .008 .004	
9.0	.098 .058 .032	.084 .051 .028	.058 .036 .020	.034 .021 .012	.011 .007 .004	
10.0	.093 .054 .028	.080 .047 .024	.056 .033 .017	.032 .019 .010	.011 .006 .003	

C Range: 0 - 360DEG
 C Interval: 22.5DEG
 Test Speed: HIGH
 Temperature:25.3DEG
 Operators:
 Test Date:2021-09-28

Range: 0 - 90DEG
 Interval: 1.0DEG
 Test System:EVERFINE GO-SPEX500_V1 SYSTEM V2.00.421
 Humidity:65.0%
 Test Distance:3.080m [K=1.0000]
 Remarks:

UGR(Unified Glare Rating) Table

Test:U:119.96V I:0.1087A P:12.837W PF:0.9458 Freq:59.98Hz Lamp Flux:1011x1 lm										
NAME: ASD-CD-TR-4D15AC-WH					TYPE:			WEIGHT:		
SPEC.:3500K 90					DIM.:			SERIAL No.:		
MFR.: ASD Lighting Corp					SUR.:			Shielding Angle:		
ceiling/cavity	0.7	0.7	0.5	0.5	0.3	0.7	0.7	0.5	0.5	0.3
walls	0.5	0.3	0.5	0.3	0.3	0.5	0.3	0.5	0.3	0.3
working plane	0.2	0.2	0.2	0.2	0.2	0.2	0.2	0.2	0.2	0.2
Room dimensions	Viewed crosswise					Viewed endwise				
x = 2H y = 2H	6.6	7.6	6.9	7.7	7.9	6.6	7.5	6.8	7.7	7.9
3H	7.0	7.9	7.3	8.1	8.3	6.9	7.8	7.2	8.0	8.2
4H	7.2	8.0	7.4	8.2	8.4	7.0	7.8	7.3	8.0	8.2
6H	7.2	8.0	7.5	8.2	8.5	7.0	7.8	7.3	8.0	8.2
8H	7.2	7.9	7.5	8.2	8.5	7.0	7.7	7.3	8.0	8.2
12H	7.2	7.9	7.5	8.1	8.4	6.9	7.6	7.2	7.9	8.2
4H 2H	6.8	7.6	7.1	7.8	8.0	6.7	7.5	7.0	7.8	8.0
3H	7.2	7.9	7.6	8.2	8.5	7.1	7.8	7.5	8.1	8.4
4H	7.4	8.1	7.8	8.4	8.7	7.3	7.9	7.6	8.2	8.5
6H	7.6	8.1	8.0	8.5	8.8	7.3	7.9	7.7	8.2	8.6
8H	7.6	8.1	8.0	8.5	8.8	7.3	7.8	7.7	8.2	8.5
12H	7.5	8.0	8.0	8.4	8.8	7.3	7.7	7.7	8.1	8.5
8H 4H	7.4	7.9	7.8	8.3	8.7	7.3	7.8	7.7	8.1	8.5
6H	7.6	8.0	8.0	8.4	8.9	7.3	7.8	7.8	8.2	8.6
8H	7.6	8.0	8.1	8.4	8.9	7.3	7.7	7.8	8.1	8.6
12H	7.6	7.9	8.1	8.4	8.8	7.3	7.6	7.8	8.1	8.5
12H 4H	7.4	7.9	7.8	8.2	8.6	7.2	7.7	7.6	8.1	8.5
6H	7.6	8.0	8.0	8.4	8.8	7.3	7.7	7.8	8.1	8.5
8H	7.6	7.9	8.1	8.4	8.8	7.3	7.6	7.8	8.1	8.5
Variations with the observer position at spacings:										
S = 1.0H	+ 1.1 / - 1.0					+ 1.0 / - 1.1				
1.5H	+ 1.9 / - 0.7					+ 1.5 / - 0.7				
2.0H	+ 0.9 / - 0.9					+ 1.1 / - 1.2				

CIE Pub.117, 1011 lm Total Lamp Luminous Flux Correct (8log(F/F0) = 0.0)
 Area: 0.111111 m2

C Range: 0 - 360DEG
 C Interval: 22.5DEG
 Test Speed: HIGH
 Temperature:25.3DEG
 Operators:
 Test Date:2021-09-28

Range: 0 - 90DEG
 Interval: 1.0DEG
 Test System:EVERFINE GO-SPEX500_V1 SYSTEM V2.00.421
 Humidity:65.0%
 Test Distance:3.080m [K=1.0000]
 Remarks:

UTILIZATION FACTORS TABLE

Test:U:119.96V I:0.1087A P:12.837W PF:0.9458 Freq:59.98Hz Lamp Flux:1011x1 lm		
NAME: ASD-CD-TR-4D15AC-WH	TYPE:	WEIGHT:
SPEC.:3500K 90	DIM.:	SERIAL No.:
MFR.: ASD Lighting Corp	SUR.:	Shielding Angle:

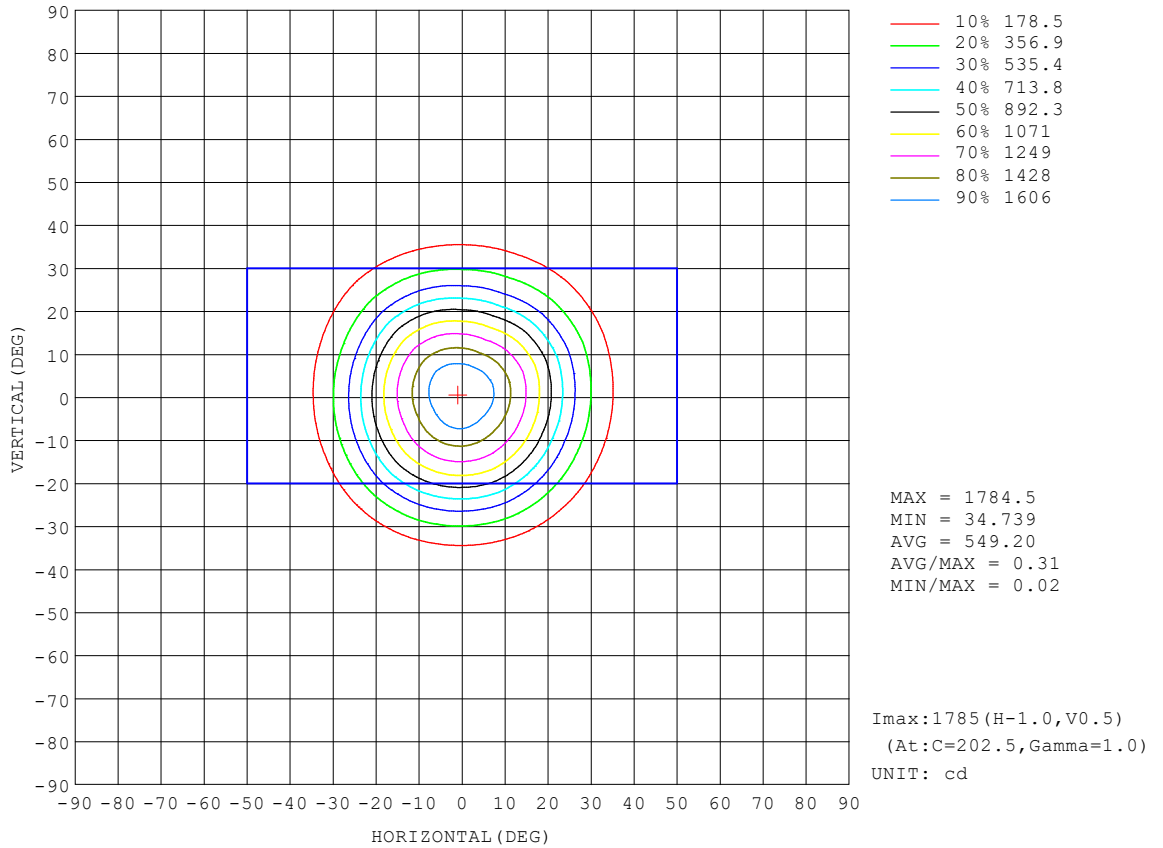
REFLECTANCE										
Ceiling	0.8	0.8	0.8	0.7	0.7	0.7	0.5	0.5	0.5	0
Walls	0.7	0.5	0.3	0.7	0.5	0.3	0.7	0.5	0.3	0
Working plane	0.2	0.2	0.2	0.2	0.2	0.2	0.2	0.2	0.2	0
ROOM INDEX	UTILIZATION FACTORS (PERCENT) $k(RI) \times RCR = 5$									
k = 0.60	85	78	74	84	78	74	83	77	74	70
0.80	92	86	82	92	86	82	91	85	82	78
1.00	97	91	87	96	91	87	95	91	86	82
1.25	101	96	92	100	95	92	98	94	91	86
1.50	104	99	96	103	98	95	101	97	94	89
2.00	107	103	99	106	102	99	103	100	97	92
2.50	109	105	102	108	104	101	105	102	99	93
3.00	111	107	104	109	106	103	106	103	101	95
4.00	113	110	108	111	109	106	107	105	104	97
5.00	115	112	110	112	110	109	108	107	105	98
ROOM INDEX	UF(total)									Direct
According to DIN EN 13032-2 2004			Suspended				SHRNOM = 1.25			

C Range: 0 - 360DEG
 C Interval: 22.5DEG
 Test Speed: HIGH
 Temperature:25.3DEG
 Operators:
 Test Date:2021-09-28

Range: 0 - 90DEG
 Interval: 1.0DEG
 Test System:EVERFINE GO-SPEX500_V1 SYSTEM V2.00.421
 Humidity:65.0%
 Test Distance:3.080m [K=1.0000]
 Remarks:

ISOCANDELA DIAGRAM

Test:U:119.96V I:0.1087A P:12.837W PF:0.9458 Freq:59.98Hz Lamp Flux:1011x1 lm		
NAME: ASD-CD-TR-4D15AC-WH	TYPE:	WEIGHT:
SPEC.:3500K 90	DIM.:	SERIAL No.:
MFR.: ASD Lighting Corp	SUR.:	Shielding Angle:




C Range: 0 - 360DEG
 C Interval: 22.5DEG
 Test Speed: HIGH
 Temperature:25.3DEG
 Operators:
 Test Date:2021-09-28

Range: 0 - 90DEG
 Interval: 1.0DEG
 Test System:EVERFINE GO-SPEX500_V1 SYSTEM V2.00.421
 Humidity:65.0%
 Test Distance:3.080m [K=1.0000]
 Remarks:

AAI Figure

Test:U:119.96V I:0.1087A P:12.837W PF:0.9458 Freq:59.98Hz Lamp Flux:1011x1 lm		
NAME: ASD-CD-TR-4D15AC-WH	TYPE:	WEIGHT:
SPEC.:3500K 90	DIM.:	SERIAL No.:
MFR.: ASD Lighting Corp	SUR.:	Shielding Angle:



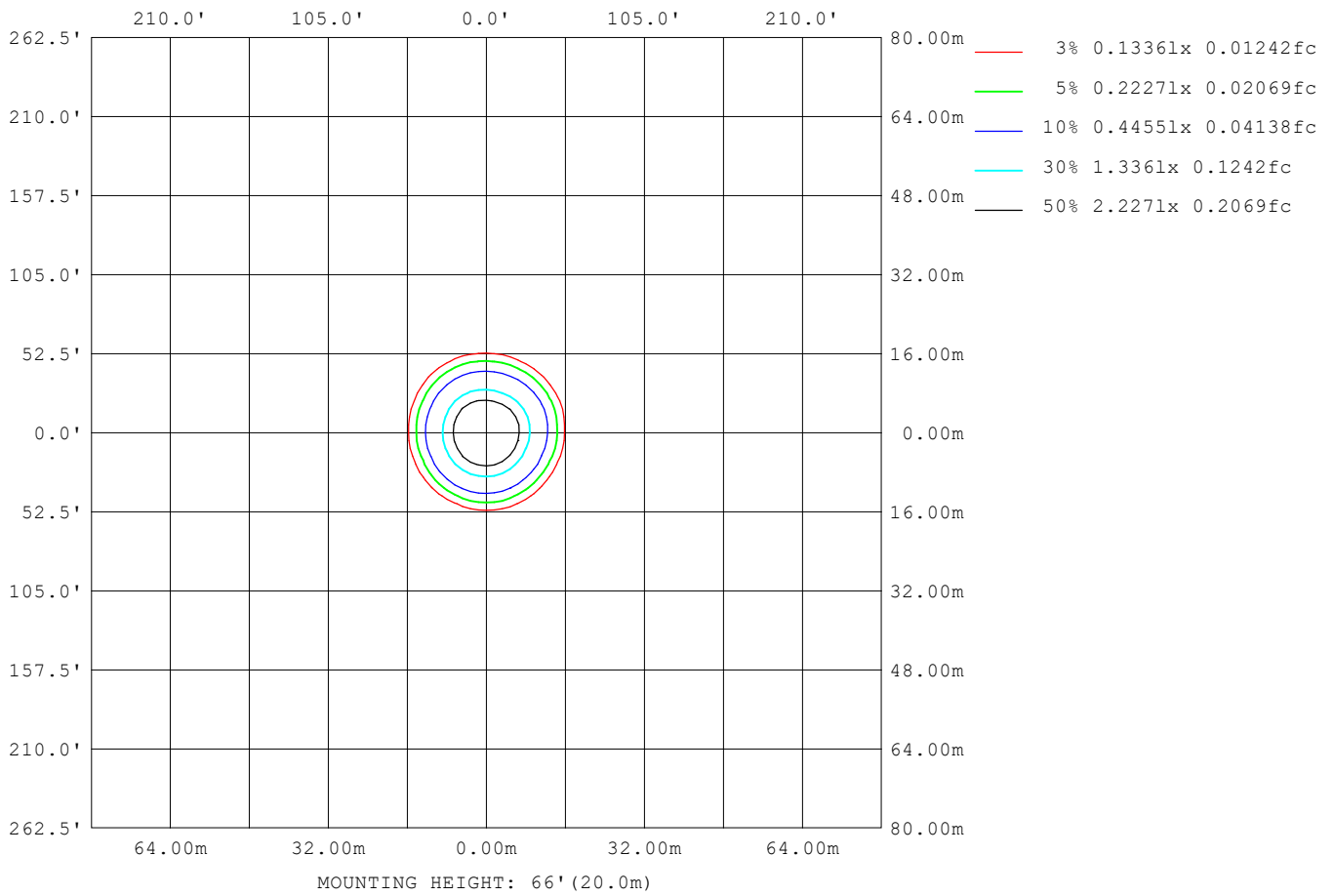
Note:The Curves indicate the illuminated area and the average illumination when the luminaire is at different distance.

C Range: 0 - 360DEG
 C Interval: 22.5DEG
 Test Speed: HIGH
 Temperature:25.3DEG
 Operators:
 Test Date:2021-09-28

Range: 0 - 90DEG
 Interval: 1.0DEG
 Test System:EVERFINE GO-SPEX500_V1 SYSTEM V2.00.421
 Humidity:65.0%
 Test Distance:3.080m [K=1.0000]
 Remarks:

ISOLUX DIAGRAM

Test:U:119.96V I:0.1087A P:12.837W PF:0.9458 Freq:59.98Hz Lamp Flux:1011x1 lm		
NAME: ASD-CD-TR-4D15AC-WH	TYPE:	WEIGHT:
SPEC.:3500K 90	DIM.:	SERIAL No.:
MFR.: ASD Lighting Corp	SUR.:	Shielding Angle:



C Range: 0 - 360DEG
 C Interval: 22.5DEG
 Test Speed: HIGH
 Temperature:25.3DEG
 Operators:
 Test Date:2021-09-28

Range: 0 - 90DEG
 Interval: 1.0DEG
 Test System:EVERFINE GO-SPEX500_V1 SYSTEM V2.00.421
 Humidity:65.0%
 Test Distance:3.080m [K=1.0000]
 Remarks:

LED Avg.L Report

Test:U:119.96V I:0.1087A P:12.837W PF:0.9458 Freq:59.98Hz Lamp Flux:1011x1 lm		
NAME: ASD-CD-TR-4D15AC-WH	TYPE:	WEIGHT:
SPEC.:3500K 90	DIM.:	SERIAL No.:
MFR.: ASD Lighting Corp	SUR.:	Shielding Angle:

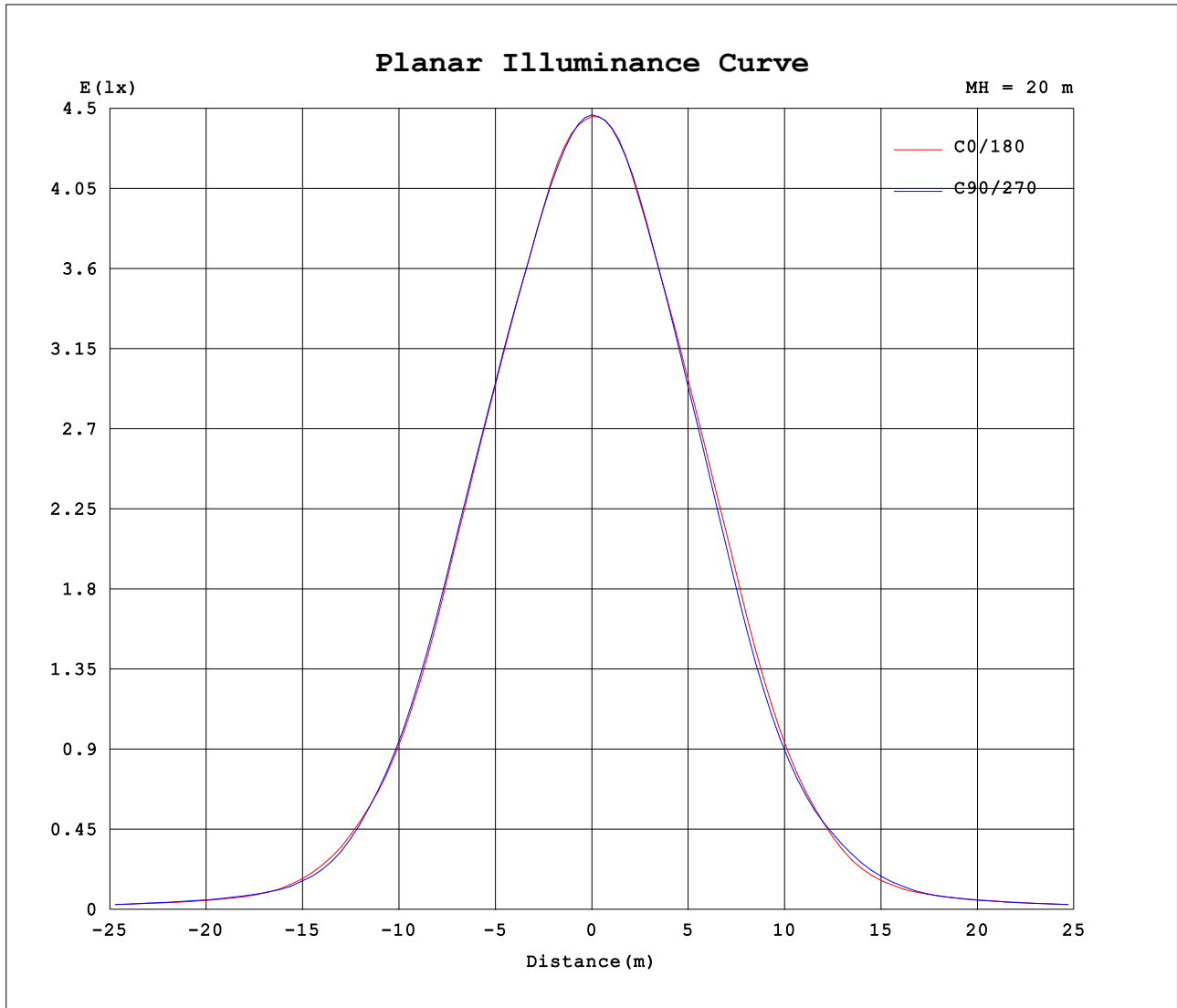
AvgL	cd/m2
L_0~180 (65) av	408
L_0~180 (75) av	264
L_0~180 (85) av	75
L_90~270 (65) av	394
L_90~270 (75) av	233
L_90~270 (85) av	58
L_45 (65) av	401
L_45 (75) av	246
L_45 (85) av	80

Standard: GB/T 29293-2012

C Range: 0 - 360DEG
 C Interval: 22.5DEG
 Test Speed: HIGH
 Temperature:25.3DEG
 Operators:
 Test Date:2021-09-28

Range: 0 - 90DEG
 Interval: 1.0DEG
 Test System:EVERFINE GO-SPEX500_V1 SYSTEM V2.00.421
 Humidity:65.0%
 Test Distance:3.080m [K=1.0000]
 Remarks:

Planar Illuminance Curve



C Range: 0 - 360DEG
 C Interval: 22.5DEG
 Test Speed: HIGH
 Temperature: 25.3DEG
 Operators:
 Test Date: 2021-09-28

Range: 0 - 90DEG
 Interval: 1.0DEG
 Test System: EVERFINE GO-SPEX500_V1 SYSTEM V2.00.421
 Humidity: 65.0%
 Test Distance: 3.080m [K=1.0000]
 Remarks:

LUMINOUS DISTRIBUTION INTENSITY DATA

Test:U:119.96V I:0.1087A P:12.837W PF:0.9458 Freq:59.98Hz Lamp Flux:1011x1 lm		
NAME: ASD-CD-TR-4D15AC-WH	TYPE:	WEIGHT:
SPEC.:3500K 90	DIM.:	SERIAL No.:
MFR.: ASD Lighting Corp	SUR.:	Shielding Angle:

Table--1

UNIT: cd

C (DEG) \ □ (DEG)	0	22.5	45	67.5	90	112.5	135	157.5	180	202.5	225	247.5	270	292.5	315	337.5			
0	1782	1782	1782	1782	1782	1782	1782	1782	1782	1782	1782	1782	1782	1782	1782	1782			
5	1701	1683	1674	1679	1688	1698	1694	1699	1714	1737	1741	1725	1709	1700	1706	1710			
10	1487	1468	1461	1471	1485	1493	1486	1482	1499	1520	1539	1523	1497	1484	1495	1503			
15	1241	1225	1227	1239	1245	1257	1256	1240	1253	1275	1295	1269	1231	1215	1249	1265			
20	942	920	933	952	954	966	978	956	957	975	1002	965	914	905	960	975			
25	609	584	597	619	621	638	650	625	618	629	658	628	586	581	628	644			
30	355	334	334	347	353	364	367	353	353	358	379	367	345	346	373	381			
35	181	163	158	161	162	165	164	158	168	181	202	196	190	187	197	196			
40	88.4	82.6	86.0	88.2	88.5	87.8	89.6	87.6	88.0	92.8	99.9	98.7	94.6	90.4	97.0	96.6			
45	59.0	59.0	60.1	61.4	62.9	63.3	62.8	61.4	62.3	62.6	62.6	61.2	60.6	59.6	60.1	59.7			
50	47.7	47.6	47.3	47.8	49.1	49.3	48.6	47.5	48.1	48.6	48.6	47.4	47.7	47.5	47.7	47.5			
55	36.6	35.6	34.5	34.8	36.3	36.4	35.9	35.6	37.3	38.4	38.8	37.8	38.2	38.0	38.1	37.4			
60	27.4	26.9	26.2	26.4	27.4	27.4	26.9	26.9	28.2	29.2	29.2	28.4	28.8	28.7	28.7	28.0			
65	18.9	17.8	16.6	16.6	17.3	17.2	17.4	17.8	19.4	20.7	20.7	19.6	19.7	19.7	20.5	19.8			
70	11.0	10.1	9.81	9.55	9.67	9.61	10.1	10.3	11.2	11.8	12.1	11.2	11.2	10.9	11.8	11.7			
75	7.49	6.92	6.41	6.08	6.02	6.07	6.41	6.95	7.70	7.96	7.86	7.46	7.39	7.32	7.64	7.68			
80	4.07	3.61	3.11	2.78	2.73	2.79	3.07	3.55	4.28	4.36	4.19	3.82	3.74	3.64	3.91	4.00			
85	0.64	0.88	0.46	0.25	0.27	0.31	0.51	0.90	0.81	1.42	1.20	0.93	0.86	0.73	0.93	1.10			
90	0.03	0.03	0.03	0.03	0.03	0.03	0.03	0.03	0.05	0.04	0.04	0.04	0.04	0.04	0.04	0.04			

C Range: 0 - 360DEG
 C Interval: 22.5DEG
 Test Speed: HIGH
 Temperature:25.3DEG
 Operators:
 Test Date:2021-09-28

□ Range: 0 - 90DEG
 □ Interval: 1.0DEG
 Test System:EVERFINE GO-SPEX500_V1 SYSTEM V2.00.421
 Humidity:65.0%
 Test Distance:3.080m [K=1.0000]
 Remarks: