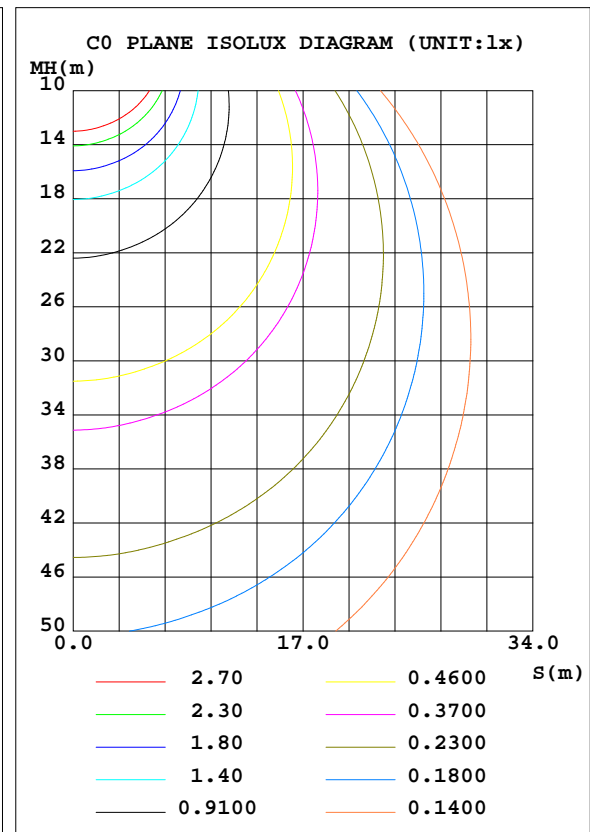
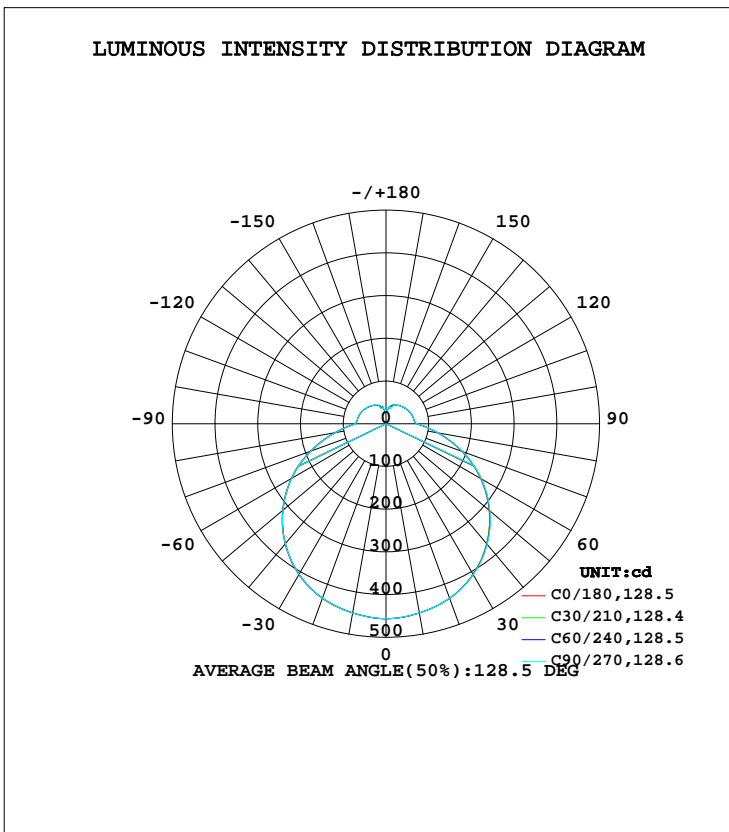


LUMINAIRE PHOTOMETRIC TEST REPORT

Test:U:120.00V I:0.3148A P:34.370W PF:0.9099 Freq:60.00Hz Lamp Flux:1992.02x1 lm		
NAME: ASD-LFC-LF-18D35-AC-BK_5000K	TYPE:LED	WEIGHT:
SPEC.:	DIM.:	SERIAL No.:
MFR.:ASD Lighting Corp	SUR.:	Shielding Angle:

DATA OF LAMP		PHOTOMETRIC DATA Eff: 57.96 lm/W			
MODEL	ASD-LFC-LF-18D35-AC-BK	I _{max} (cd)	456.7	S/MH(C0/180)	1.33
NOMINAL POWER(W)		LOR(%)	100.0	S/MH(C90/270)	1.33
RATED VOLTAGE(V)	120	TOTAL FLUX(lm)	1992.0	η UP, DN(C0-180)	9.4,40.7
NOMINAL FLUX(lm)	1992.02	CIE CLASS	SEMI-D.	η UP, DN(C180-360)	9.5,40.5
LAMPS INSIDE	1	η up(%)	18.8	CIBSE SHR NOM	1.50
TEST VOLTAGE(V)	120	η down(%)	81.2	CIBSE SHR MAX	1.55



C Range: 0 - 360DEG
 C Interval: 15.0DEG
 Test Speed: HIGH
 Temperature: 25.0DEG
 Operators: Alan Wang
 Test Date: 01 June 2023

γ Range: 0 - 180DEG
 γ Interval: 1.0DEG
 Test System: EVERFINE GO-R5000_V2 SYSTEM V2.00.416
 Humidity: 43.1%
 Test Distance: 2.500m [K=1.0391]
 Remarks:

ZONAL FLUX DIAGRAM

ZONAL FLUX DIAGRAM:

γ	C0	C45	C90	C135	C180	C225	C270	C315	γ	Φ zone	Φ total	%lum,lamp
10	449.6	449.7	449.8	449.8	449.7	449.4	449.7	449.4	0- 10	43.22	43.22	2.17,2.17
20	434.7	435.1	434.9	435.1	435.2	434.6	434.6	435.0	10- 20	125.4	168.6	8.46,8.46
30	407.0	407.9	408.1	408.2	407.9	407.0	406.7	407.5	20- 30	195.1	363.7	18.3,18.3
40	366.5	367.2	368.5	367.9	367.5	366.2	366.4	367.1	30- 40	243.4	607.1	30.5,30.5
50	315.1	316.2	317.7	316.6	316.3	314.6	315.1	315.8	40- 50	264.6	871.7	43.8,43.8
60	255.2	256.5	257.7	256.7	256.1	254.4	254.7	256.0	50- 60	256.6	1128	56.6,56.6
70	188.3	190.4	191.2	190.1	189.0	186.8	186.6	188.1	60- 70	220.8	1349	67.7,67.7
80	122.1	123.6	124.8	123.5	122.3	120.5	119.5	121.4	70- 80	163.8	1513	75.9,75.9
90	72.49	73.11	73.55	73.52	74.15	72.97	72.31	72.80	80- 90	103.7	1617	81.2,81.2
100	66.11	65.66	66.13	66.57	67.54	67.49	67.55	67.29	90-100	74.77	1691	84.9,84.9
110	64.16	63.72	64.22	64.56	65.24	65.45	65.42	65.26	100-110	69.68	1761	88.4,88.4
120	61.33	61.07	61.52	61.70	62.23	62.42	62.50	62.49	110-120	62.95	1824	91.6,91.6
130	57.86	57.62	58.01	58.04	58.32	58.75	58.78	58.90	120-130	54.01	1878	94.3,94.3
140	54.24	54.16	54.04	54.05	54.35	54.60	54.82	54.86	130-140	43.64	1922	96.5,96.5
150	50.16	50.20	50.42	50.18	49.87	50.58	50.75	50.80	140-150	33.05	1955	98.1,98.1
160	45.98	46.64	40.82	46.63	45.66	41.72	46.43	46.22	150-160	22.28	1977	99.2,99.2
170	36.24	36.60	35.30	37.16	36.53	35.70	37.05	37.80	160-170	11.89	1989	99.8,99.8
180	40.26	38.17	39.10	41.69	36.14	35.03	34.61	36.02	170-180	3.075	1992	100,100
DEG	LUMINOUS INTENSITY:cd									UNIT:lm		

Conical surface Flux(90deg): 738.61 lm

%lum = 37.1%

%lamp = 37.1%

Conical surface Flux(120deg): 1128.3 lm

%lum = 56.6%

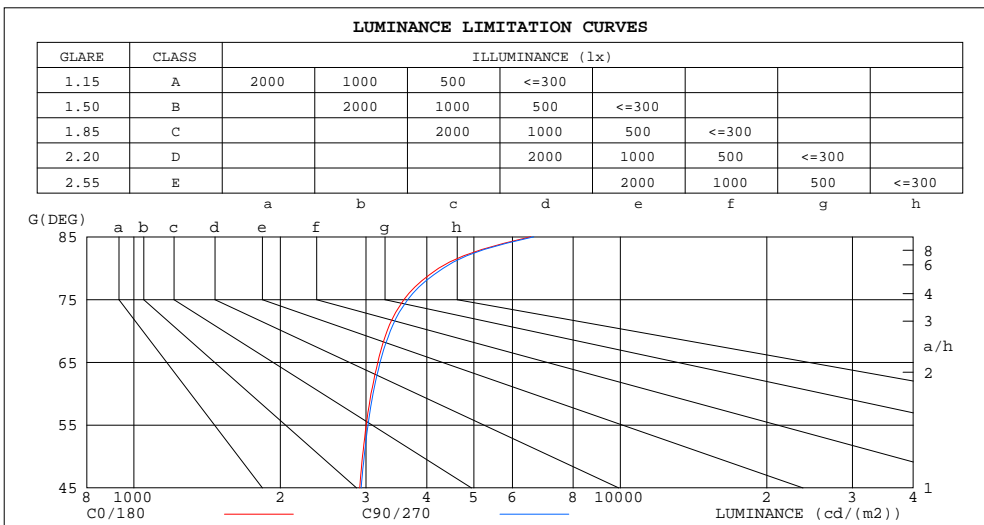
%lamp = 56.6%

C Range: 0 - 360DEG
 C Interval: 15.0DEG
 Test Speed: HIGH
 Temperature: 25.0DEG
 Operators: Alan Wang
 Test Date: 01 June 2023

γ Range: 0 - 180DEG
 γ Interval: 1.0DEG
 Test System: EVERFINE GO-R5000_V2 SYSTEM V2.00.416
 Humidity: 43.1%
 Test Distance: 2.500m [K=1.0391]
 Remarks:

LUMINANCE LIMITATION CURVES

Test:U:120.00V I:0.3148A P:34.370W PF:0.9099 Freq:60.00Hz Lamp Flux:1992.02x1 lm		
NAME: ASD-LFC-LF-18D35-AC-BK_5000K	TYPE:LED	WEIGHT:
SPEC.:	DIM.:	SERIAL No.:
MFR.: ASD Lighting Corp	SUR.:	Shielding Angle:



LUMINANCE cd/(m2)		
G (DEG)	C0/180	C90/270
85	6541	6638
80	4232	4326
75	3590	3656
70	3315	3366
65	3172	3208
60	3072	3102
55	3003	3030
50	2951	2975
45	2912	2932

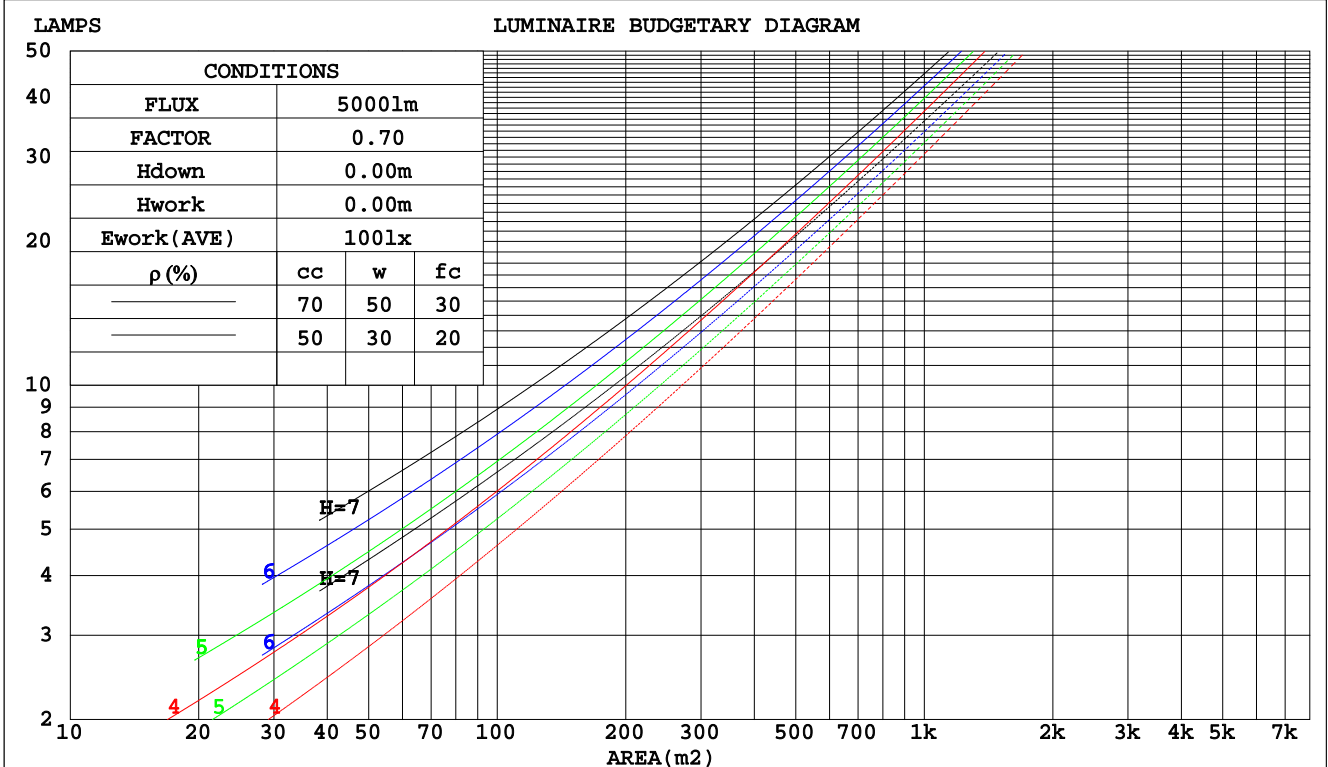
C Range: 0 - 360DEG
 C Interval: 15.0DEG
 Test Speed: HIGH
 Temperature: 25.0DEG
 Operators: Alan Wang
 Test Date: 01 June 2023

γ Range: 0 - 180DEG
 γ Interval: 1.0DEG
 Test System: EVERFINE GO-R5000_V2 SYSTEM V2.00.416
 Humidity: 43.1%
 Test Distance: 2.500m [K=1.0391]
 Remarks:

CU AND LUMINAIRE BUDGETARY ESTIMATE DIAGRAM

Test:U:120.00V I:0.3148A P:34.370W PF:0.9099 Freq:60.00Hz Lamp Flux:1992.02x1 lm		
NAME: ASD-LFC-LF-18D35-AC-BK_5000K	TYPE:LED	WEIGHT:
SPEC.:	DIM.:	SERIAL No.:
MFR.: ASD Lighting Corp	SUR.:	Shielding Angle:

pcc	80%			70%			50%			30%			10%			0
pw	50%	30%	10%	50%	30%	10%	50%	30%	10%	50%	30%	10%	50%	30%	10%	0
pfc	20%			20%			20%			20%			20%			0
RCR	RCR:Room Cavity Ratio						Coefficients of Utilization(CU)									
0.0	1.15	1.15	1.15	1.10	1.10	1.10	1.01	1.01	1.01	.92	.92	.92	.85	.85	.85	.81
1.0	.97	.92	.88	.93	.88	.84	.85	.82	.78	.78	.75	.73	.71	.69	.67	.64
2.0	.83	.76	.70	.80	.73	.67	.73	.68	.63	.67	.63	.59	.61	.58	.55	.51
3.0	.73	.64	.57	.70	.62	.55	.64	.57	.52	.59	.53	.49	.54	.49	.45	.42
4.0	.64	.55	.48	.61	.53	.46	.56	.49	.44	.52	.46	.41	.47	.43	.39	.36
5.0	.57	.47	.41	.54	.46	.39	.50	.43	.37	.46	.40	.35	.42	.37	.33	.30
6.0	.51	.42	.35	.49	.40	.34	.45	.38	.32	.42	.35	.31	.38	.33	.29	.26
7.0	.46	.37	.31	.44	.36	.30	.41	.34	.28	.38	.32	.27	.35	.30	.25	.23
8.0	.42	.33	.27	.40	.32	.26	.37	.30	.25	.34	.28	.24	.32	.27	.23	.20
9.0	.38	.30	.24	.37	.29	.24	.34	.27	.22	.32	.26	.21	.29	.24	.20	.18
10.0	.35	.27	.22	.34	.26	.21	.31	.25	.20	.29	.23	.19	.27	.22	.18	.17



C Range: 0 - 360DEG
 C Interval: 15.0DEG
 Test Speed: HIGH
 Temperature: 25.0DEG
 Operators: Alan Wang
 Test Date: 01 June 2023

γ Range: 0 - 180DEG
 γ Interval: 1.0DEG
 Test System: EVERFINE GO-R5000_V2 SYSTEM V2.00.416
 Humidity: 43.1%
 Test Distance: 2.500m [K=1.0391]
 Remarks:

WEC AND CCEC

Test:U:120.00V I:0.3148A P:34.370W PF:0.9099 Freq:60.00Hz Lamp Flux:1992.02x1 lm		
NAME: ASD-LFC-LF-18D35-AC-BK_5000K	TYPE:LED	WEIGHT:
SPEC.:	DIM.:	SERIAL No.:
MFR.:ASD Lighting Corp	SUR.:	Shielding Angle:

ρcc	80%			70%			50%			30%			10%			0
ρw	50%	30%	10%	50%	30%	10%	50%	30%	10%	50%	30%	10%	50%	30%	10%	0
ρfc	20%			20%			20%			20%			20%			0
RCR	RCR:Room Cavity Ratio						Wall Exitance Coefficients(WEC)									
0.0																
1.0	.355	.202	.064	.342	.195	.062	.318	.182	.058	.296	.171	.055	.275	.160	.051	
2.0	.316	.173	.053	.304	.167	.052	.282	.157	.049	.262	.147	.046	.244	.138	.043	
3.0	.284	.151	.045	.274	.147	.044	.254	.138	.042	.236	.129	.040	.219	.121	.038	
4.0	.258	.134	.039	.249	.130	.038	.231	.122	.037	.214	.115	.035	.199	.108	.033	
5.0	.236	.120	.035	.227	.117	.034	.211	.110	.032	.196	.103	.031	.182	.097	.029	
6.0	.217	.109	.031	.209	.106	.030	.194	.100	.029	.181	.094	.028	.168	.088	.026	
7.0	.201	.099	.028	.194	.097	.028	.180	.091	.026	.167	.086	.025	.155	.081	.024	
8.0	.187	.091	.026	.180	.089	.025	.168	.084	.024	.156	.079	.023	.145	.074	.022	
9.0	.174	.084	.024	.168	.082	.023	.157	.078	.022	.146	.073	.021	.136	.069	.020	
10.0	.163	.078	.022	.158	.076	.021	.147	.072	.020	.137	.068	.019	.128	.064	.018	

ρcc	80%			70%			50%			30%			10%			0
ρw	50%	30%	10%	50%	30%	10%	50%	30%	10%	50%	30%	10%	50%	30%	10%	0
ρfc	20%			20%			20%			20%			20%			0
RCR	RCR:Room Cavity Ratio						Ceiling Cavity Exitance Coefficients(CCEC)									
0.0	.334	.334	.334	.285	.285	.285	.195	.195	.195	.112	.112	.112	.036	.036	.036	
1.0	.328	.300	.276	.281	.258	.237	.192	.177	.164	.111	.103	.095	.035	.033	.031	
2.0	.321	.278	.241	.275	.239	.208	.189	.165	.145	.109	.096	.085	.035	.031	.028	
3.0	.314	.261	.219	.269	.225	.190	.185	.156	.133	.107	.091	.078	.034	.030	.026	
4.0	.306	.248	.204	.263	.215	.177	.181	.150	.125	.105	.088	.074	.034	.029	.024	
5.0	.299	.238	.194	.257	.206	.169	.177	.144	.119	.102	.085	.071	.033	.028	.023	
6.0	.292	.231	.187	.251	.200	.163	.173	.140	.115	.100	.082	.068	.032	.027	.023	
7.0	.285	.224	.181	.245	.194	.158	.169	.136	.112	.098	.080	.067	.032	.026	.022	
8.0	.278	.218	.177	.239	.189	.155	.166	.133	.110	.096	.078	.065	.031	.026	.022	
9.0	.272	.214	.174	.234	.185	.152	.162	.130	.108	.095	.077	.064	.031	.025	.021	
10.0	.266	.209	.172	.230	.182	.150	.159	.128	.106	.093	.076	.064	.030	.025	.021	

C Range: 0 - 360DEG
 C Interval: 15.0DEG
 Test Speed: HIGH
 Temperature: 25.0DEG
 Operators: Alan Wang
 Test Date: 01 June 2023

γ Range: 0 - 180DEG
 γ Interval: 1.0DEG
 Test System: EVERFINE GO-R5000_V2 SYSTEM V2.00.416
 Humidity: 43.1%
 Test Distance: 2.500m [K=1.0391]
 Remarks:

UGR(Unified Glare Rating) Table

Test:U:120.00V I:0.3148A P:34.370W PF:0.9099 Freq:60.00Hz Lamp Flux:1992.02x1 lm		
NAME:ASD-LFC-LF-18D35-AC-BK_5000K	TYPE:LED	WEIGHT:
SPEC.:	DIM.:	SERIAL No.:
MFR.: ASD Lighting Corp	SUR.:	Shielding Angle:

ceiling/cavity	0.7	0.7	0.5	0.5	0.3	0.7	0.7	0.5	0.5	0.3
walls	0.5	0.3	0.5	0.3	0.3	0.5	0.3	0.5	0.3	0.3
working plane	0.2	0.2	0.2	0.2	0.2	0.2	0.2	0.2	0.2	0.2
Room dimensions	Viewed crosswise					Viewed endwise				
x = 2H y = 2H	15.6	17.0	16.2	17.5	18.1	15.7	17.0	16.2	17.5	18.1
3H	17.6	18.8	18.2	19.4	20.0	17.7	18.9	18.2	19.5	20.1
4H	18.6	19.8	19.2	20.3	21.0	18.7	19.8	19.2	20.4	21.0
6H	19.6	20.6	20.1	21.2	21.9	19.6	20.7	20.2	21.3	22.0
8H	20.0	21.1	20.6	21.7	22.4	20.1	21.2	20.7	21.8	22.5
12H	20.6	21.6	21.2	22.2	22.9	20.7	21.7	21.3	22.3	23.0
4H 2H	16.3	17.5	16.9	18.1	18.7	16.4	17.5	16.9	18.1	18.7
3H	18.5	19.5	19.1	20.1	20.8	18.6	19.6	19.2	20.2	20.9
4H	19.6	20.6	20.3	21.2	21.9	19.7	20.6	20.3	21.3	22.0
6H	20.8	21.6	21.4	22.2	23.0	20.9	21.7	21.5	22.3	23.1
8H	21.3	22.1	22.0	22.8	23.6	21.4	22.2	22.1	22.9	23.6
12H	22.0	22.7	22.7	23.4	24.2	22.1	22.8	22.8	23.5	24.3
8H 4H	20.1	20.8	20.7	21.5	22.3	20.1	20.9	20.8	21.5	22.3
6H	21.4	22.1	22.1	22.8	23.6	21.5	22.2	22.2	22.8	23.7
8H	22.2	22.8	22.9	23.5	24.3	22.3	22.8	23.0	23.5	24.4
12H	23.0	23.5	23.8	24.3	25.1	23.1	23.6	23.9	24.4	25.2
12H 4H	20.1	20.8	20.8	21.5	22.3	20.2	20.9	20.9	21.6	22.4
6H	21.6	22.2	22.3	22.9	23.7	21.7	22.2	22.4	23.0	23.8
8H	22.4	22.9	23.2	23.7	24.5	22.5	23.0	23.2	23.7	24.6
Variations with the observer position at spacings:										
S = 1.0H	+ 0.1 / - 0.1					+ 0.1 / - 0.1				
1.5H	+ 0.2 / - 0.3					+ 0.2 / - 0.3				
2.0H	+ 0.2 / - 0.4					+ 0.2 / - 0.4				

CIE Pub.117, 1992 lm Total Lamp Luminous Flux Corrected (8log(F/F0) = 2.4)
 Area: 0.166106 m2

C Range: 0 - 360DEG
 C Interval: 15.0DEG
 Test Speed: HIGH
 Temperature: 25.0DEG
 Operators: Alan Wang
 Test Date: 01 June 2023

γ Range: 0 - 180DEG
 γ Interval: 1.0DEG
 Test System: EVERFINE GO-R5000_V2 SYSTEM V2.00.416
 Humidity: 43.1%
 Test Distance: 2.500m [K=1.0391]
 Remarks:

UTILIZATION FACTORS TABLE

Test:U:120.00V I:0.3148A P:34.370W PF:0.9099 Freq:60.00Hz Lamp Flux:1992.02x1 lm		
NAME:ASD-LFC-LF-18D35-AC-BK_5000K	TYPE:LED	WEIGHT:
SPEC.:	DIM.:	SERIAL No.:
MFR.:ASD Lighting Corp	SUR.:	Shielding Angle:

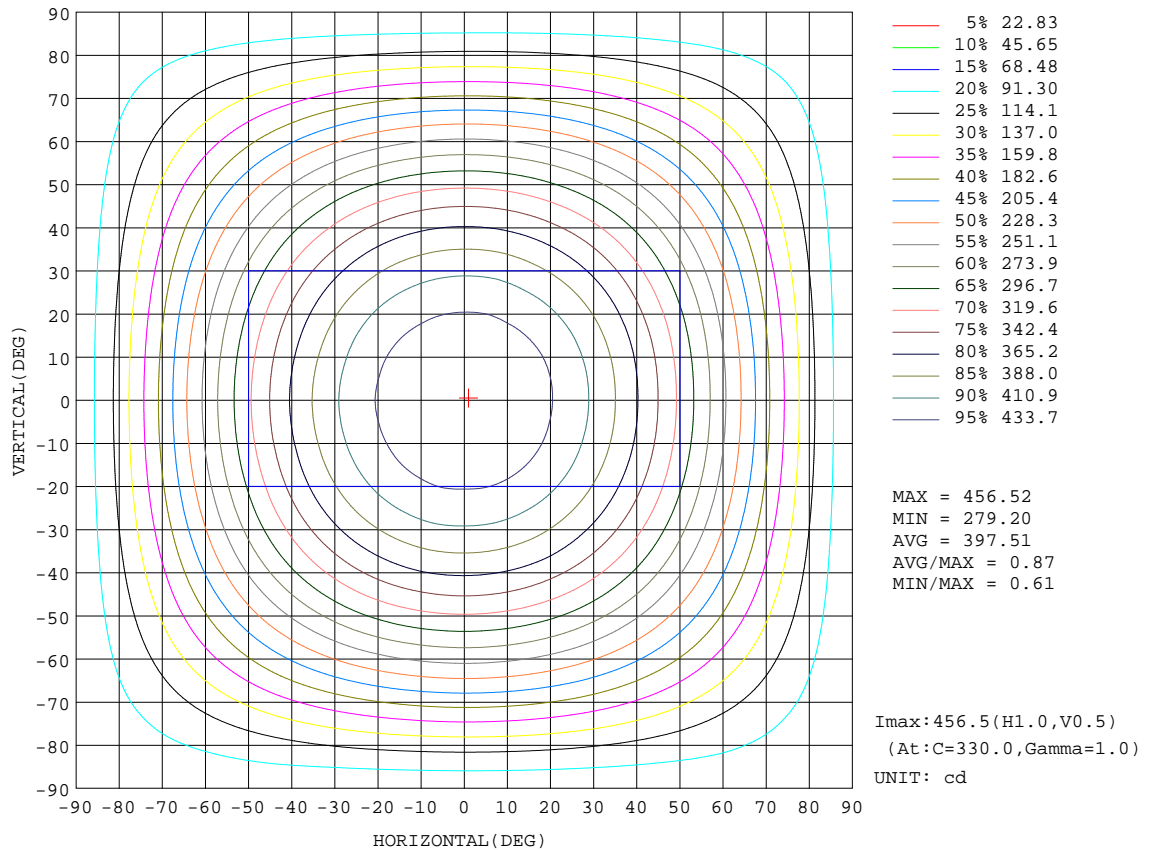
REFLECTANCE										
Ceiling	0.8	0.8	0.8	0.7	0.7	0.7	0.5	0.5	0.5	0
Walls	0.7	0.5	0.3	0.7	0.5	0.3	0.7	0.5	0.3	0
Working plane	0.2	0.2	0.2	0.2	0.2	0.2	0.2	0.2	0.2	0
ROOM INDEX	UTILIZATION FACTORS(PERCENT) $k(RI) \times RCR = 5$									
k = 0.60	49	37	30	48	36	29	46	35	29	22
0.80	58	46	38	57	45	37	54	43	36	28
1.00	66	54	46	64	53	45	60	53	44	35
1.25	73	61	53	71	60	52	66	57	50	40
1.50	78	67	59	76	65	57	70	62	55	44
2.00	86	75	67	82	73	66	76	69	63	51
2.50	90	80	73	86	78	71	80	73	67	55
3.00	94	85	78	90	82	76	83	77	72	58
4.00	98	91	85	94	88	82	87	82	77	63
5.00	101	95	89	97	91	86	89	85	81	65
ROOM INDEX	UF(total)									Direct
According to DIN EN 13032-2 2004			Suspended				SHRNOM = 1.25			

C Range: 0 - 360DEG
 C Interval: 15.0DEG
 Test Speed: HIGH
 Temperature: 25.0DEG
 Operators: Alan Wang
 Test Date: 01 June 2023

γ Range: 0 - 180DEG
 γ Interval: 1.0DEG
 Test System: EVERFINE GO-R5000_V2 SYSTEM V2.00.416
 Humidity: 43.1%
 Test Distance: 2.500m [K=1.0391]
 Remarks:

ISOCANDELA DIAGRAM

Test:U:120.00V I:0.3148A P:34.370W PF:0.9099 Freq:60.00Hz Lamp Flux:1992.02x1 lm		
NAME: ASD-LFC-LF-18D35-AC-BK_5000K	TYPE:LED	WEIGHT:
SPEC.:	DIM.:	SERIAL No.:
MFR.: ASD Lighting Corp	SUR.:	Shielding Angle:

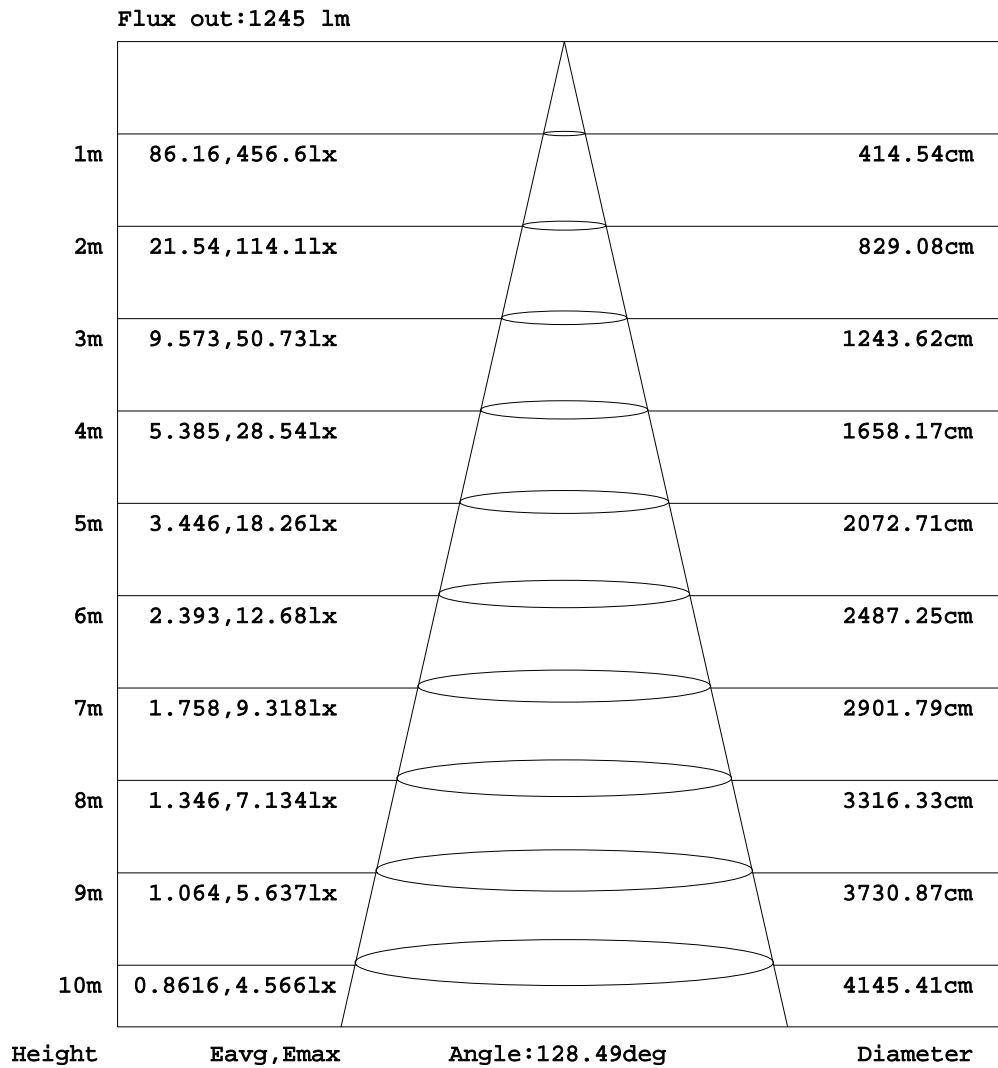


C Range: 0 - 360DEG
 C Interval: 15.0DEG
 Test Speed: HIGH
 Temperature: 25.0DEG
 Operators: Alan Wang
 Test Date: 01 June 2023

γ Range: 0 - 180DEG
 γ Interval: 1.0DEG
 Test System: EVERFINE GO-R5000_V2 SYSTEM V2.00.416
 Humidity: 43.1%
 Test Distance: 2.500m [K=1.0391]
 Remarks:

AAI Figure

Test:U:120.00V I:0.3148A P:34.370W PF:0.9099 Freq:60.00Hz Lamp Flux:1992.02x1 lm		
NAME:ASD-LFC-LF-18D35-AC-BK_5000K	TYPE:LED	WEIGHT:
SPEC.:	DIM.:	SERIAL No.:
MFR.:ASD Lighting Corp	SUR.:	Shielding Angle:



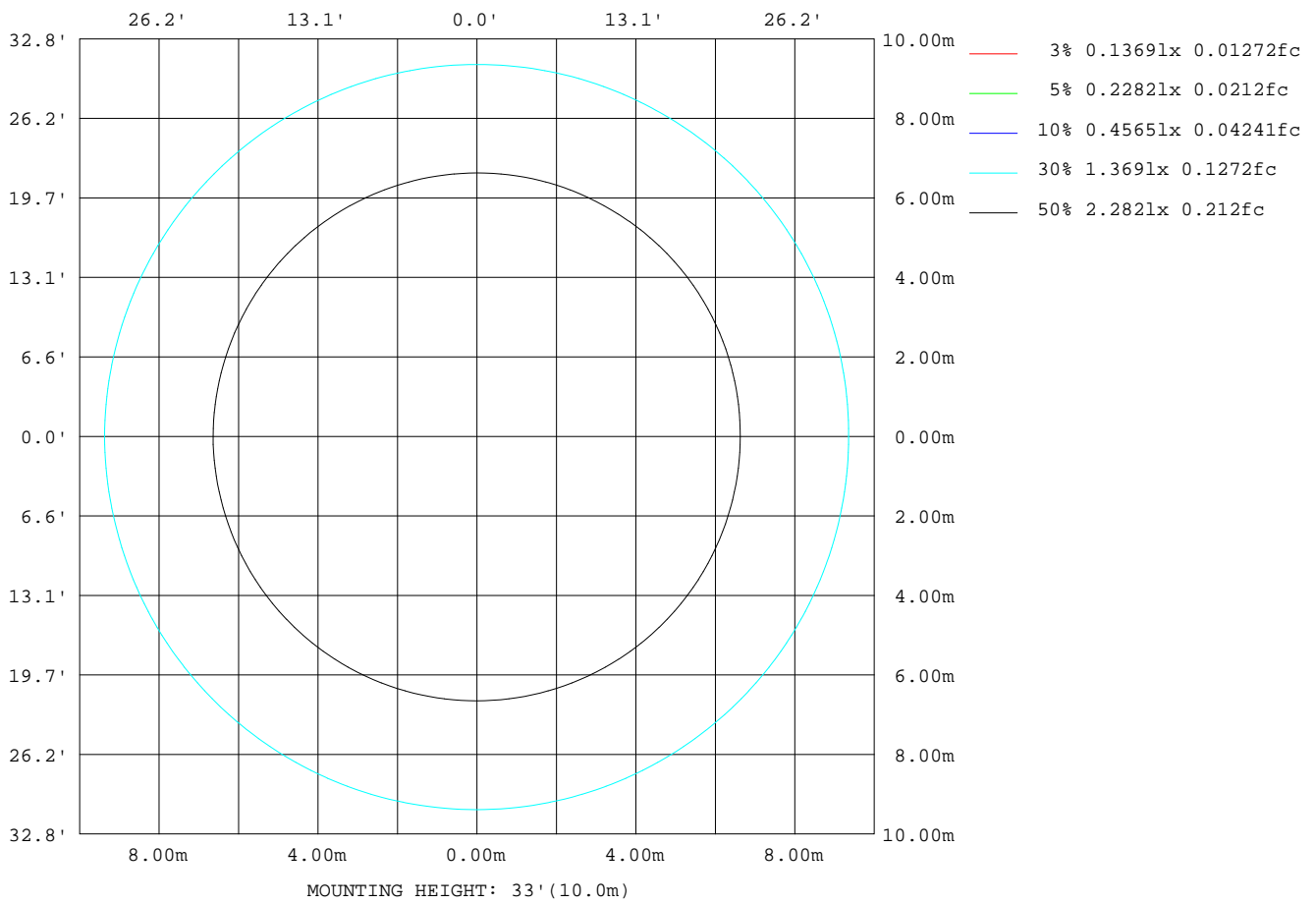
Note:The Curves indicate the illuminated area and the average illumination when the luminaire is at different distance.

C Range: 0 - 360DEG
 C Interval: 15.0DEG
 Test Speed: HIGH
 Temperature: 25.0DEG
 Operators: Alan Wang
 Test Date: 01 June 2023

γ Range: 0 - 180DEG
 γ Interval: 1.0DEG
 Test System: EVERFINE GO-R5000_V2 SYSTEM V2.00.416
 Humidity: 43.1%
 Test Distance: 2.500m [K=1.0391]
 Remarks:

ISOLUX DIAGRAM

Test:U:120.00V I:0.3148A P:34.370W PF:0.9099 Freq:60.00Hz Lamp Flux:1992.02x1 lm		
NAME: ASD-LFC-LF-18D35-AC-BK_5000K	TYPE:LED	WEIGHT:
SPEC.:	DIM.:	SERIAL No.:
MFR.: ASD Lighting Corp	SUR.:	Shielding Angle:



C Range: 0 - 360DEG
 C Interval: 15.0DEG
 Test Speed: HIGH
 Temperature: 25.0DEG
 Operators: Alan Wang
 Test Date: 01 June 2023

γ Range: 0 - 180DEG
 γ Interval: 1.0DEG
 Test System: EVERFINE GO-R5000_V2 SYSTEM V2.00.416
 Humidity: 43.1%
 Test Distance: 2.500m [K=1.0391]
 Remarks:

LED Avg.L Report

Test:U:120.00V I:0.3148A P:34.370W PF:0.9099 Freq:60.00Hz Lamp Flux:1992.02x1 lm		
NAME: ASD-LFC-LF-18D35-AC-BK_5000K	TYPE:LED	WEIGHT:
SPEC.:	DIM.:	SERIAL No.:
MFR.:ASD Lighting Corp	SUR.:	Shielding Angle:

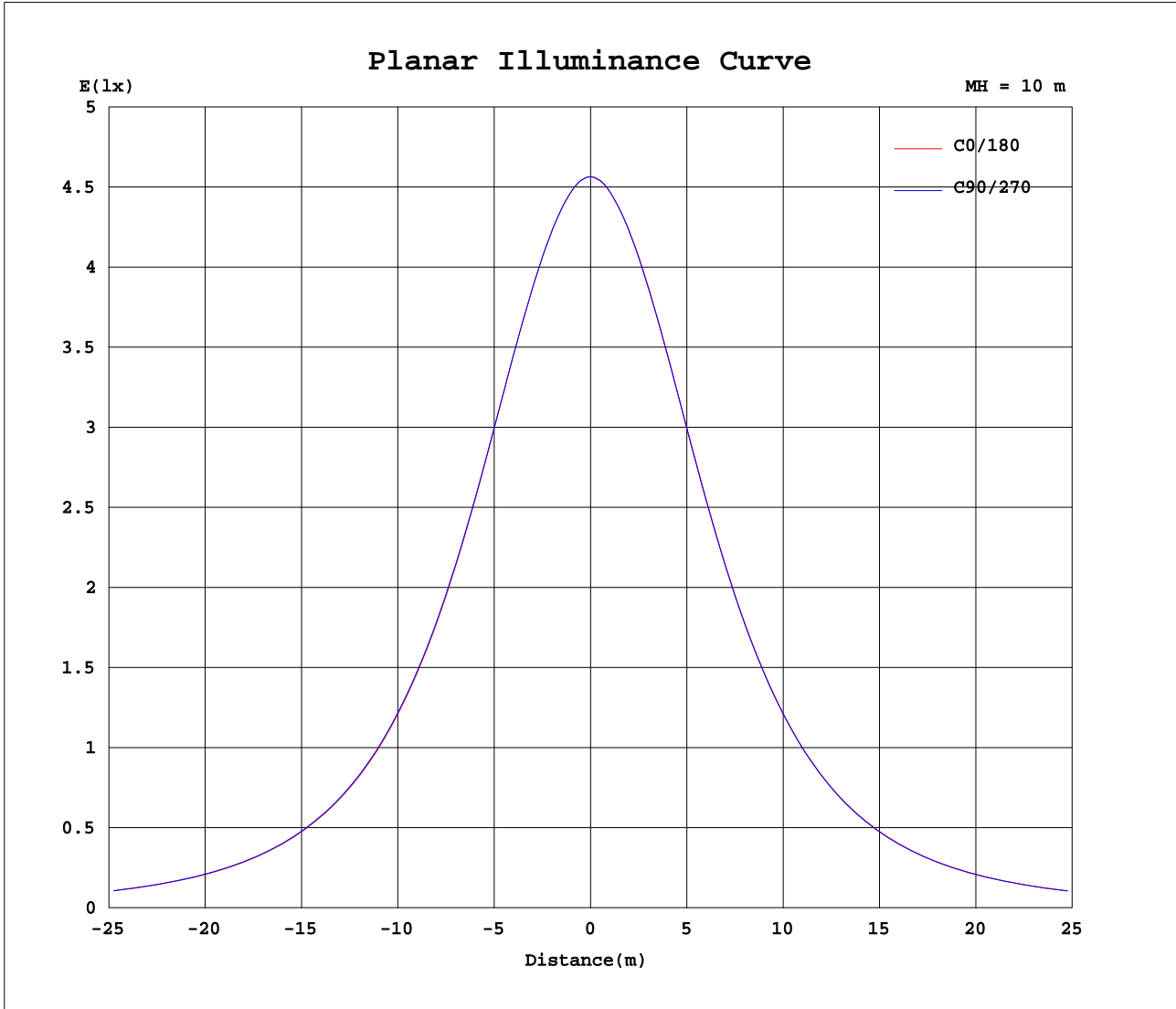
AvgL	cd/m2
L_0~180(65)av	3180
L_0~180(75)av	3598
L_0~180(85)av	6555
L_90~270(65)av	3182
L_90~270(75)av	3597
L_90~270(85)av	6503
L_45(65)av	3180
L_45(75)av	3600
L_45(85)av	6552

Standard: GB/T 29293-2012

C Range: 0 - 360DEG
 C Interval: 15.0DEG
 Test Speed: HIGH
 Temperature: 25.0DEG
 Operators: Alan Wang
 Test Date: 01 June 2023

γ Range: 0 - 180DEG
 γ Interval: 1.0DEG
 Test System: EVERFINE GO-R5000_V2 SYSTEM V2.00.416
 Humidity: 43.1%
 Test Distance: 2.500m [K=1.0391]
 Remarks:

Planar Illuminance Curve



C Range: 0 - 360DEG
C Interval: 15.0DEG
Test Speed: HIGH
Temperature: 25.0DEG
Operators: Alan Wang
Test Date: 01 June 2023

γ Range: 0 - 180DEG
 γ Interval: 1.0DEG
Test System: EVERFINE GO-R5000_V2 SYSTEM V2.00.416
Humidity: 43.1%
Test Distance: 2.500m [K=1.0391]
Remarks:

LUMINOUS DISTRIBUTION INTENSITY DATA

Test:U:120.00V I:0.3148A P:34.370W PF:0.9099 Freq:60.00Hz Lamp Flux:1992.02x1 lm		
NAME:ASD-LFC-LF-18D35-AC-BK_5000K	TYPE:LED	WEIGHT:
SPEC.:	DIM.:	SERIAL No.:
MFR.: ASD Lighting Corp	SUR.:	Shielding Angle:

Table--1

UNIT: cd

C(DEG) γ (DEG)	0	15	30	45	60	75	90	105	120	135	150	165	180	195	210	225	240	255	270
0	456	456	456	457	457	456	456	456	456	456	457	456	456	456	456	457	457	456	456
5	454	454	455	455	455	455	455	455	455	454	455	454	455	454	454	454	454	454	454
10	450	449	450	450	450	450	450	450	450	450	450	449	450	449	450	449	449	449	450
15	443	443	444	444	443	444	444	444	444	444	444	443	444	444	443	443	443	443	443
20	435	434	435	435	435	435	435	436	435	435	435	435	435	435	435	435	434	435	435
25	422	423	423	423	423	424	423	424	424	423	423	423	423	423	423	423	422	422	423
30	407	407	407	408	408	408	408	409	408	408	408	408	408	407	407	407	407	407	407
35	388	388	389	389	390	390	390	390	390	390	389	389	389	389	388	388	388	388	388
40	366	367	367	367	368	368	369	368	368	368	368	367	368	367	367	366	366	366	366
45	342	342	343	343	343	344	344	344	344	343	343	343	343	343	342	341	342	342	342
50	315	315	316	316	317	317	318	317	317	317	316	316	316	316	315	315	315	315	315
55	286	286	287	287	288	288	289	288	288	288	287	287	287	287	286	285	285	286	286
60	255	255	256	257	257	258	258	257	257	257	256	256	256	256	255	254	254	254	255
65	223	223	224	224	225	225	225	225	224	224	224	223	224	224	222	221	221	221	222
70	188	189	190	190	191	191	191	191	190	190	190	189	189	189	187	187	186	186	187
75	154	155	155	156	157	157	157	156	156	156	156	155	155	155	153	153	152	152	152
80	122	122	123	124	125	125	125	124	124	123	123	122	122	122	121	121	120	119	119
85	94.7	94.8	96.8	95.6	95.5	96.0	96.1	95.6	95.4	96.8	95.2	94.8	95.1	94.9	94.0	93.3	92.5	92.1	92.2
90	72.5	72.4	72.7	73.1	73.4	73.5	73.6	73.5	73.4	73.5	73.5	73.6	74.2	74.3	73.6	73.0	72.5	72.2	72.3
95	67.3	67.0	66.9	67.1	67.3	67.5	67.6	67.7	67.8	67.9	68.1	68.4	68.8	69.1	68.9	68.6	68.5	68.4	68.5
100	66.1	65.7	65.6	65.7	65.9	66.0	66.1	66.2	66.4	66.6	66.8	67.2	67.5	67.8	67.7	67.5	67.5	67.4	67.5
105	65.2	64.8	64.7	64.8	64.9	65.1	65.3	65.4	65.5	65.7	65.8	66.2	66.4	66.8	66.7	66.6	66.6	66.5	66.6
110	64.2	63.7	63.6	63.7	63.8	64.0	64.2	64.3	64.4	64.6	64.7	65.0	65.2	65.5	65.4	65.5	65.4	65.5	65.4
115	62.8	62.5	62.4	62.5	62.6	62.8	63.0	63.0	63.1	63.3	63.4	63.6	63.8	64.0	64.1	64.1	64.1	64.1	64.0
120	61.3	61.1	61.0	61.1	61.2	61.4	61.5	61.6	61.6	61.7	61.9	62.0	62.2	62.4	62.5	62.4	62.5	62.5	62.5
125	59.8	59.5	59.4	59.4	59.5	59.7	59.9	59.9	59.9	60.0	60.1	60.2	60.3	60.6	60.7	60.7	60.7	60.7	60.7
130	57.9	57.7	57.7	57.6	57.8	57.9	58.0	58.0	57.9	58.0	58.2	58.2	58.3	58.6	58.7	58.8	58.7	58.7	58.8
135	56.0	55.8	55.7	55.8	55.8	55.9	56.0	56.0	56.0	56.0	56.1	56.1	56.2	56.4	56.6	56.6	56.6	56.7	56.7
140	54.2	54.3	54.2	54.2	54.1	54.1	54.0	54.1	54.1	54.0	54.2	54.2	54.3	54.5	54.5	54.6	54.7	54.7	54.8
145	52.7	52.6	52.4	52.5	52.4	52.2	52.1	52.2	52.4	52.4	52.5	52.4	52.6	52.5	52.6	52.7	52.8	52.8	53.0
150	50.2	50.3	50.6	50.2	49.9	50.3	50.4	50.5	50.3	50.2	50.5	50.2	49.9	50.4	50.4	50.6	50.3	50.3	50.7
155	47.9	48.5	48.7	48.7	48.2	47.2	48.7	48.3	47.7	48.5	48.5	48.2	47.6	46.5	48.2	48.2	47.2	48.3	48.5
160	46.0	46.6	46.5	46.6	46.7	45.4	40.8	42.4	46.2	46.6	46.6	46.4	45.7	45.6	40.7	41.7	46.0	46.3	46.4
165	41.9	42.9	43.1	43.1	42.3	41.1	40.3	40.5	41.7	42.7	43.0	42.8	41.4	41.2	39.6	40.0	41.0	42.0	43.0
170	36.2	36.5	36.6	36.6	36.8	37.0	35.3	36.3	37.0	37.2	37.2	36.0	36.5	36.8	36.5	35.7	37.0	36.8	37.0
175	29.5	30.2	30.4	29.2	28.9	28.4	28.3	28.2	29.4	30.4	29.7	28.5	29.4	29.5	28.5	27.9	27.9	28.9	29.5
180	40.3	41.7	41.3	38.2	38.8	38.6	39.1	40.3	39.9	41.7	41.0	38.7	36.1	36.2	36.2	35.0	34.8	35.5	34.6

C Range: 0 - 360DEG
 C Interval: 15.0DEG
 Test Speed: HIGH
 Temperature: 25.0DEG
 Operators: Alan Wang
 Test Date: 01 June 2023

γ Range: 0 - 180DEG
 γ Interval: 1.0DEG
 Test System: EVERFINE GO-R5000_V2 SYSTEM V2.00.416
 Humidity: 43.1%
 Test Distance: 2.500m [K=1.0391]
 Remarks:

LUMINOUS DISTRIBUTION INTENSITY DATA

Test:U:120.00V I:0.3148A P:34.370W PF:0.9099 Freq:60.00Hz Lamp Flux:1992.02x1 lm		
NAME:ASD-LFC-LF-18D35-AC-BK_5000K	TYPE:LED	WEIGHT:
SPEC.:	DIM.:	SERIAL No.:
MFR.: ASD Lighting Corp	SUR.:	Shielding Angle:

Table--2

UNIT: cd

C(DEG)\ γ (DEG)	285	300	315	330	345														
0	456	456	456	457	456														
5	455	454	454	455	454														
10	450	450	449	450	450														
15	444	444	443	444	444														
20	435	435	435	435	435														
25	423	423	423	423	423														
30	407	407	408	408	407														
35	389	388	389	389	389														
40	367	367	367	368	367														
45	342	342	343	343	343														
50	315	315	316	316	317														
55	286	286	287	287	287														
60	255	256	256	257	257														
65	222	223	223	224	224														
70	187	187	188	189	189														
75	153	154	154	155	155														
80	120	121	121	122	123														
85	92.9	93.3	93.8	94.8	95.3														
90	72.7	72.7	72.8	73.0	73.1														
95	68.7	68.6	68.4	68.2	67.9														
100	67.7	67.7	67.3	67.1	66.7														
105	66.7	66.7	66.4	66.1	65.7														
110	65.6	65.5	65.3	65.0	64.5														
115	64.2	64.2	63.9	63.7	63.2														
120	62.6	62.7	62.5	62.1	61.8														
125	60.8	60.9	60.8	60.4	60.1														
130	58.9	58.9	58.9	58.6	58.4														
135	56.9	56.8	56.7	56.6	56.4														
140	54.9	54.9	54.9	54.7	54.5														
145	53.0	53.0	52.9	52.7	52.7														
150	50.5	50.5	50.8	50.7	50.8														
155	48.7	47.9	47.0	48.5	48.4														
160	46.6	46.5	46.2	41.6	41.6														
165	43.3	43.2	42.2	40.8	39.7														
170	37.9	37.4	37.8	37.0	35.6														
175	31.1	31.2	30.7	29.2	29.1														
180	34.9	36.0	36.0	36.1	34.9														

C Range: 0 - 360DEG
 C Interval: 15.0DEG
 Test Speed: HIGH
 Temperature: 25.0DEG
 Operators: Alan Wang
 Test Date: 01 June 2023

γ Range: 0 - 180DEG
 γ Interval: 1.0DEG
 Test System: EVERFINE GO-R5000_V2 SYSTEM V2.00.416
 Humidity: 43.1%
 Test Distance: 2.500m [K=1.0391]
 Remarks: