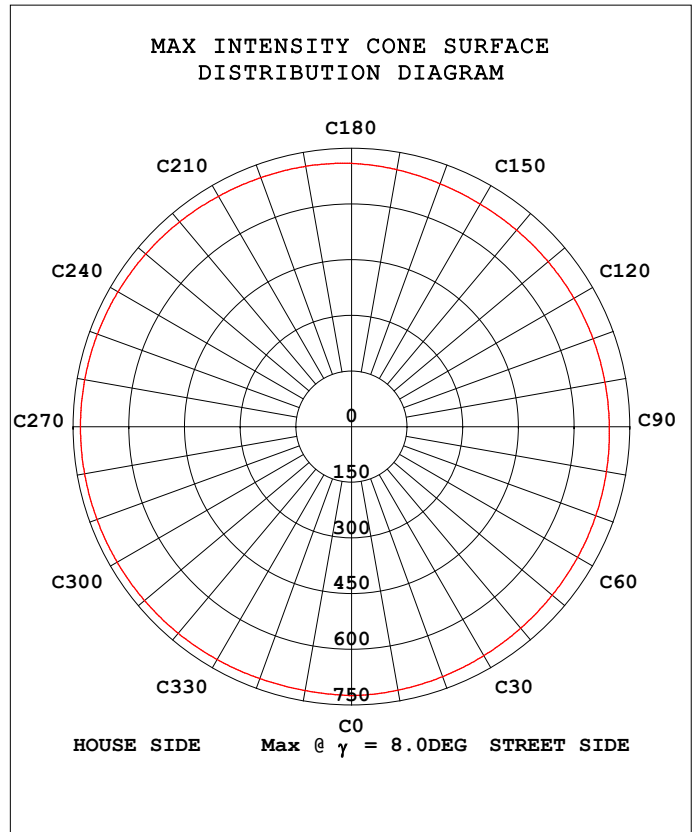
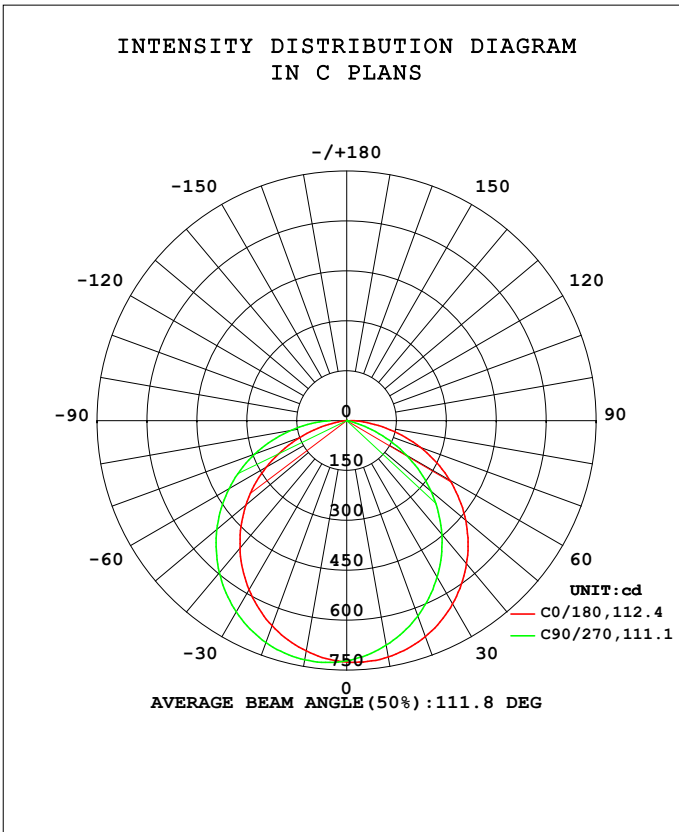


STREETLIGHT PHOTOMETRIC TEST REPORT

Test:U:120.25V I:0.1772A P:19.971W PF:0.9372 Freq:60.01Hz		
UTHDi:0.00% ITHDi:0.00% KDisp:0 Lamp Flux:2045.18x1 lm		
NAME: ASD-SFL2-20BK	TYPE: 20W	WEIGHT:
SPEC.: 5000K	DIM.:	SERIAL No.: 1
MFR.: ASD Lighting Corp	SUR.: 0.26*0.08	Shielding Angle:

DATA OF LAMP		PHOTOMETRIC DATA			
MODEL	ASD-SFL2-20BK	Imax (cd)	730.6	η street_up (%)	0.0
NOMINAL POWER (W)	20	LOR (%)	100.0	η street_down (%)	43.0
RATED VOLTAGE (V)	120	TOTAL FLUX (lm)	2045	η house_up (%)	0.0
NOMINAL FLUX (lm)	2045.18	MAXIMUM @ (C, γ)	270, 8.0	η house_down (%)	57.0
LAMPS INSIDE	1	η up (%)	0.0	76 FLASHAREA (m2)	
TEST VOLTAGE (V)	120	η down (%)	100.0	SLI	

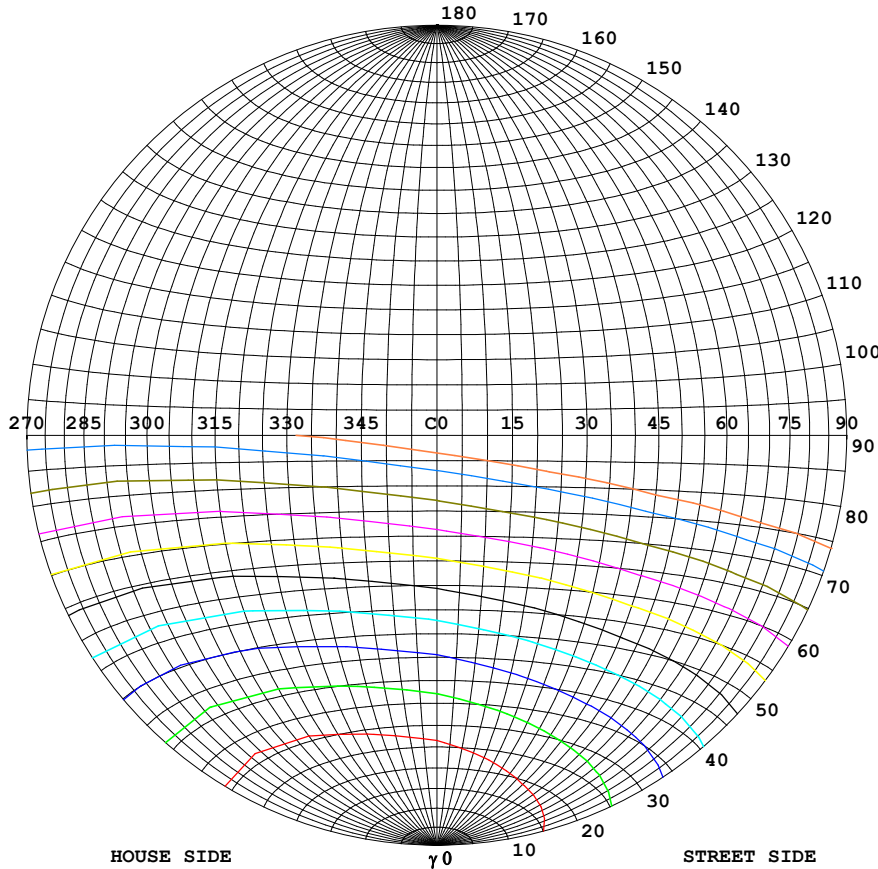


C Range: 0 - 360DEG
 C Interval: 22.5DEG
 Test Speed: HIGH
 Temperature: 25.3°C
 Operators: DAMIN
 Test Date: 2024-5-20

γ Range: 0 - 90DEG
 γ Interval: 1.0DEG
 Test System: EVERFINE GO-2000A_V1 SYSTEM V2.00.461
 Humidity: 65.0%
 Test Distance: 9.600m [K=1.0000]
 Remarks:

STREETLIGHT ISOCANDELA DIAGRAM

Test:U:120.25V I:0.1772A P:19.971W PF:0.9372 Freq:60.01Hz UTHDi:0.00% ITHDi:0.00% KDisp:0 Lamp Flux:2045.18x1 lm		
NAME: ASD-SFL2-20BK	TYPE: 20W	WEIGHT:
SPEC.: N/A	DIM.:	SERIAL No.: 1
MFR.: ASD Lighting Corp	SUR.: 0.26*0.08	Shielding Angle:



Classification:

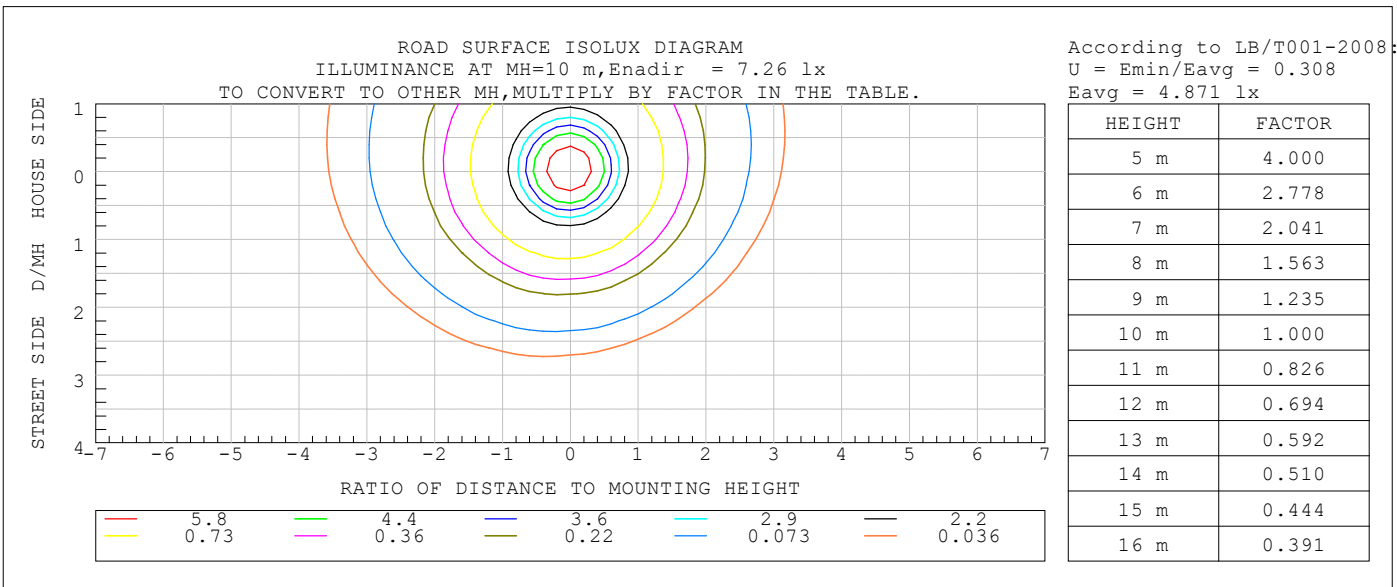
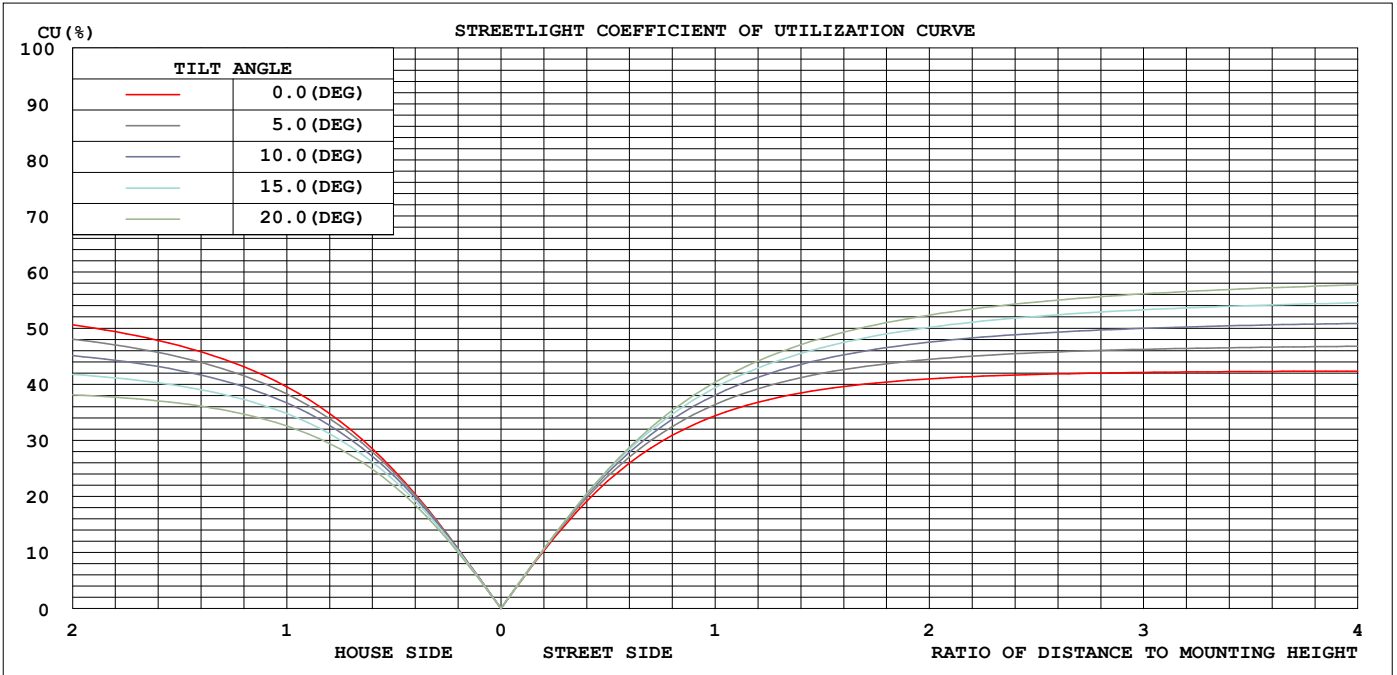
IES:Type II - Very Short
 CIE:Narrow - Short
 IES:Semi cut-off
 CIE:Semi-cut-off
 Max.At80:86.40cd/klm
 Max.At90:26.28cd/klm
 Max.80-90:86.40cd/klm
 NRB 5101:Limited[9.0%]

ISOCANDELA DIAGRAM	
UNIT	cd
Imax=100%	731
90%	658
80%	584
70%	511
60%	438
50%	365
40%	292
30%	219
20%	146
10%	73
5%	37

C Range: 0 - 360DEG
 C Interval: 22.5DEG
 Test Speed: HIGH
 Temperature:25.3°C
 Operators:DAMIN
 Test Date:2024-5-20

γ Range: 0 - 90DEG
 γ Interval: 1.0DEG
 Test System:EVERFINE GO-2000A_V1 SYSTEM V2.00.461
 Humidity:65.0%
 Test Distance:9.600m [K=1.0000]
 Remarks:

**COEFFICIENT OF UTILIZATION CURVE
AND ISOLUX DIAGRAM**



C Range: 0 - 360DEG
C Interval: 22.5DEG
Test Speed: HIGH
Temperature: 25.3°C
Operators: DAMIN
Test Date: 2024-5-20

γ Range: 0 - 90DEG
γ Interval: 1.0DEG
Test System: EVERFINE GO-2000A_V1 SYSTEM V2.00.461
Humidity: 65.0%
Test Distance: 9.600m [K=1.0000]
Remarks:

ZONAL FLUX DIAGRAM

Test:U:120.25V I:0.1772A P:19.971W PF:0.9372 Freq:60.01Hz UTHDi:0.00% ITHDi:0.00% KDisp:0 Lamp Flux:2045.18x1 lm		
NAME: ASD-SFL2-20BK	TYPE: 20W	WEIGHT:
SPEC.: N/A	DIM.:	SERIAL No.: 1
MFR.: ASD Lighting Corp	SUR.: 0.26*0.08	Shielding Angle:

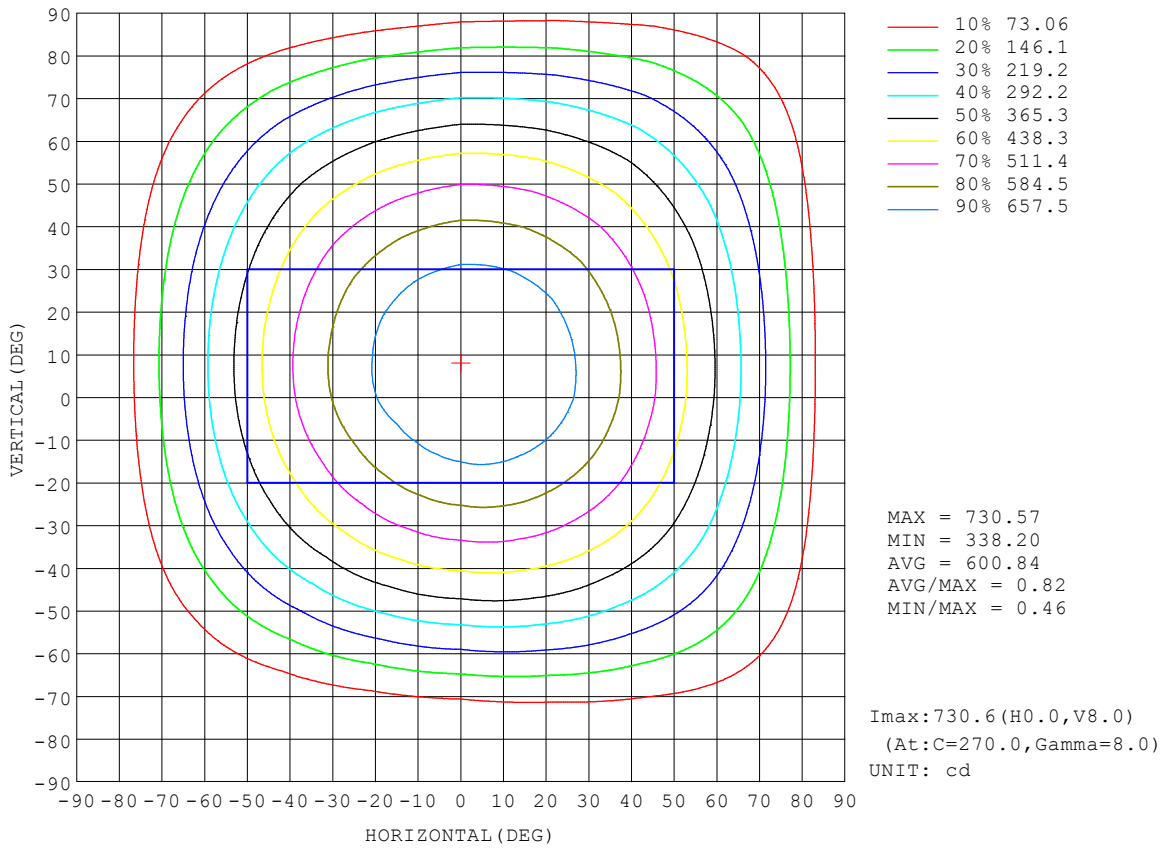
γ	C0	C45	C90	C135	C180	C225	C270	C315	γ	Φ zone	Φ total	%lum,lamp
10	721.4	701.0	685.1	682.8	702.7	719.6	730.3	727.2	0- 10	68.26	68.26	3.34,3.34
20	690.9	652.8	625.4	623.5	655.7	689.3	709.7	708.4	10- 20	195.2	263.4	12.9,12.9
30	636.3	583.2	543.5	543.4	587.1	633.9	663.8	663.4	20- 30	295.1	558.5	27.3,27.3
40	560.8	494.2	444.8	446.2	499.5	558.1	596.0	596.1	30- 40	355.0	913.5	44.7,44.7
50	467.3	389.3	331.8	334.1	395.9	465.0	509.7	510.1	40- 50	367.5	1281	62.6,62.6
60	358.1	270.3	206.8	210.8	279.1	357.4	407.9	408.3	50- 60	330.7	1612	78.8,78.8
70	235.8	143.4	80.75	85.01	152.4	236.9	294.0	293.9	60- 70	248.9	1861	91,91
80	109.4	27.75	1.054	2.607	35.85	110.8	169.7	169.3	70- 80	138.4	1999	97.7,97.7
90	10.44	0.7608	0.9542	0.9864	1.373	8.278	50.22	48.50	80- 90	46.25	2045	100,100
100									90-100			
110									100-110			
120									110-120			
130									120-130			
140									130-140			
150									140-150			
160									150-160			
170									160-170			
180									170-180			
DEG	LUMINOUS INTENSITY:cd									UNIT:lm		

C Range: 0 - 360DEG
 C Interval: 22.5DEG
 Test Speed: HIGH
 Temperature:25.3°C
 Operators:DAMIN
 Test Date:2024-5-20

γ Range: 0 - 90DEG
 γ Interval: 1.0DEG
 Test System:EVERFINE GO-2000A_V1 SYSTEM V2.00.461
 Humidity:65.0%
 Test Distance:9.600m [K=1.0000]
 Remarks:

ISOCANDELA DIAGRAM

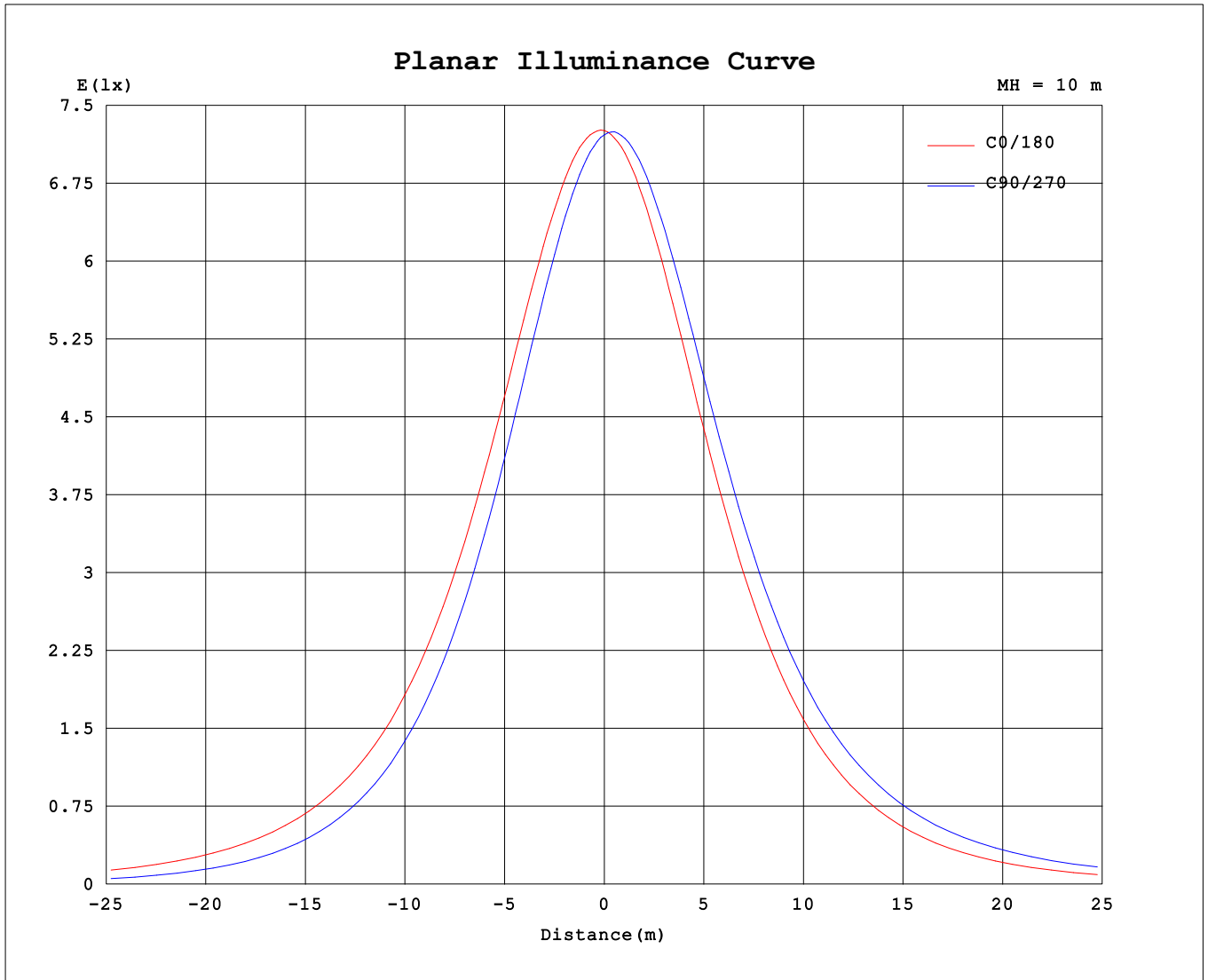
Test:U:120.25V I:0.1772A P:19.971W PF:0.9372 Freq:60.01Hz UTHDi:0.00% ITHDi:0.00% KDisp:0 Lamp Flux:2045.18x1 lm		
NAME: ASD-SFL2-20BK	TYPE: 20W	WEIGHT:
SPEC.: N/A	DIM.:	SERIAL No.: 1
MFR.: ASD Lighting Corp	SUR.: 0.26*0.08	Shielding Angle:



C Range: 0 - 360DEG
 C Interval: 22.5DEG
 Test Speed: HIGH
 Temperature: 25.3°C
 Operators: DAMIN
 Test Date: 2024-5-20

γ Range: 0 - 90DEG
 γ Interval: 1.0DEG
 Test System: EVERFINE GO-2000A_V1 SYSTEM V2.00.461
 Humidity: 65.0%
 Test Distance: 9.600m [K=1.0000]
 Remarks:

Planar Illuminance Curve



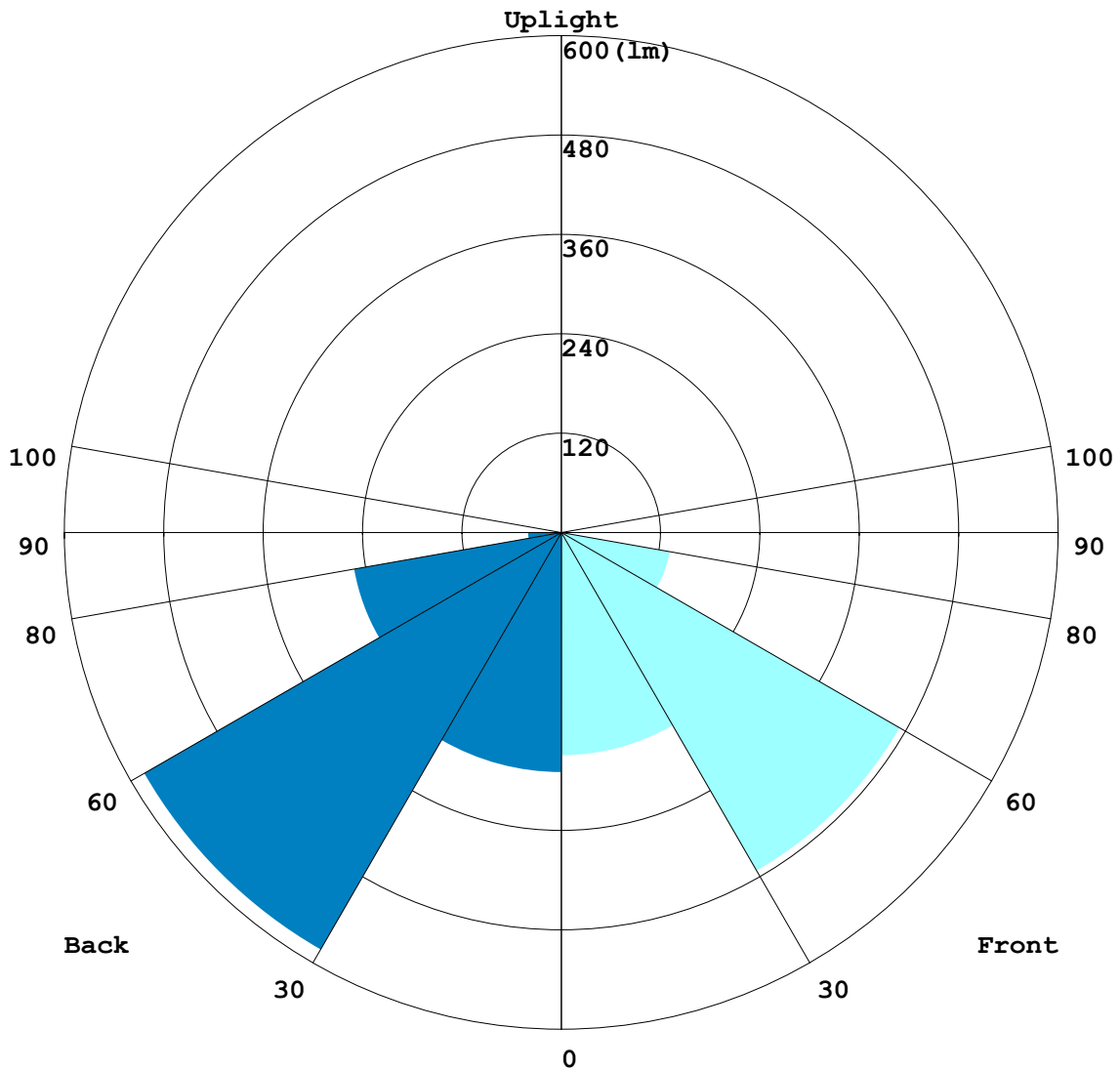
C Range: 0 - 360DEG
 C Interval: 22.5DEG
 Test Speed: HIGH
 Temperature: 25.3°C
 Operators: DAMIN
 Test Date: 2024-5-20

γ Range: 0 - 90DEG
 γ Interval: 1.0DEG
 Test System: EVERFINE GO-2000A_V1 SYSTEM V2.00.461
 Humidity: 65.0%
 Test Distance: 9.600m [K=1.0000]
 Remarks:

LCS REPORT

Test:U:120.25V I:0.1772A P:19.971W PF:0.9372 Freq:60.01Hz		
UTHDi:0.00% ITHDi:0.00% KDisp:0 Lamp Flux:2045.18x1 lm		
NAME: ASD-SFL2-20BK	TYPE: 20W	WEIGHT:
SPEC.: N/A	DIM.:	SERIAL No.: 1
MFR.: ASD Lighting Corp	SUR.: 0.26*0.08	Shielding Angle:

LUMINAIRE CLASSIFICATION SYSTEM(LCS) GRAPH



C Range: 0 - 360DEG
 C Interval: 22.5DEG
 Test Speed: HIGH
 Temperature:25.3°C
 Operators:DAMIN
 Test Date:2024-5-20

γ Range: 0 - 90DEG
 γ Interval: 1.0DEG
 Test System:EVERFINE GO-2000A_V1 SYSTEM V2.00.461
 Humidity:65.0%
 Test Distance:9.600m [K=1.0000]
 Remarks:

BUG REPORT

Test:U:120.25V I:0.1772A P:19.971W PF:0.9372 Freq:60.01Hz UTHDi:0.00% ITHDi:0.00% KDisp:0 Lamp Flux:2045.18x1 lm		
NAME: ASD-SFL2-20BK	TYPE: 20W	WEIGHT:
SPEC.: N/A	DIM.:	SERIAL No.: 1
MFR.: ASD Lighting Corp	SUR.: 0.26*0.08	Shielding Angle:

IESNA Luminaire Flux Distribution Table:

Zone	Lumens	Luminaire %
FL - Front-Low(0-30)	269.19	13.2
FM - Front-Medium(30-60)	471.78	23.1
FH - Front-High(60-80)	133.31	6.5
FVH - Front-Very High(80-90)	6.1124	0.3
Total Forward Light	880.39	43.0

BL - Back-Low(0-30)	289.31	14.1
BM - Back-Medium(30-60)	581.41	28.4
BH - Back-High(60-80)	253.93	12.4
BVH - Back-Very High(80-90)	40.135	2.0
Total Back Light	1164.8	57.0

UL - Uplight-Low(90-100)	0	0.0
UH - Uplight-High(100-180)	0	0.0
Total Up Light	0	0.0

BUG(Back,Up,Glare) Rating	B1-U0-G1
----------------------------------	-----------------

Zone	Downward Lumens	Upward Lumens	Total Lumens
House Side	1164.8	0	1164.8
Street Side	880.39	0	880.39

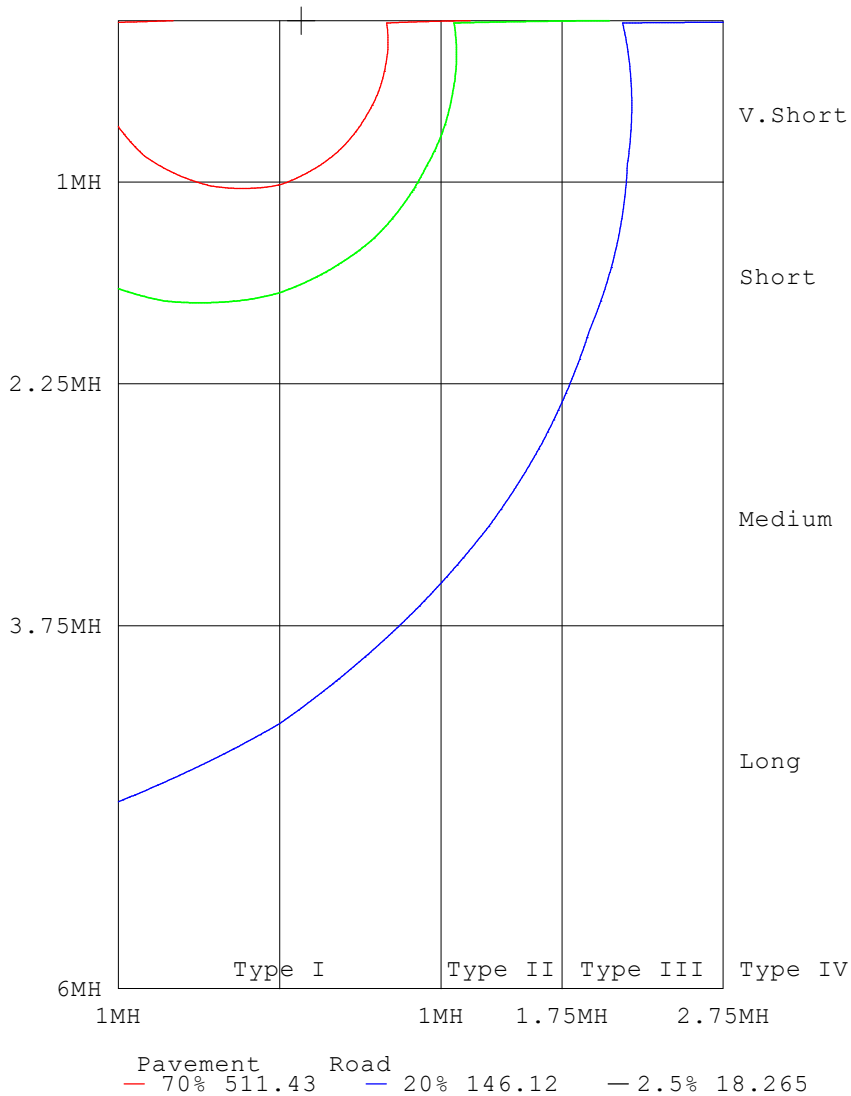
C Range: 0 - 360DEG
 C Interval: 22.5DEG
 Test Speed: HIGH
 Temperature:25.3°C
 Operators:DAMIN
 Test Date:2024-5-20

γ Range: 0 - 90DEG
 γ Interval: 1.0DEG
 Test System:EVERFINE GO-2000A_V1 SYSTEM V2.00.461
 Humidity:65.0%
 Test Distance:9.600m [K=1.0000]
 Remarks:

ROAD ISOCANDELA REPORT

Test:U:120.25V I:0.1772A P:19.971W PF:0.9372 Freq:60.01Hz UTHdi:0.00% ITHdi:0.00% KDisp:0 Lamp Flux:2045.18x1 lm		
NAME: ASD-SFL2-20BK	TYPE: 20W	WEIGHT:
SPEC.: N/A	DIM.:	SERIAL No.: 1
MFR.: ASD Lighting Corp	SUR.: 0.26*0.08	Shielding Angle:

ROAD SURFACE ISOCANDELA DIAGRAM



C Range: 0 - 360DEG
 C Interval: 22.5DEG
 Test Speed: HIGH
 Temperature:25.3°C
 Operators:DAMIN
 Test Date:2024-5-20

γ Range: 0 - 90DEG
 γ Interval: 1.0DEG
 Test System:EVERFINE GO-2000A_V1 SYSTEM V2.00.461
 Humidity:65.0%
 Test Distance:9.600m [K=1.0000]
 Remarks:

