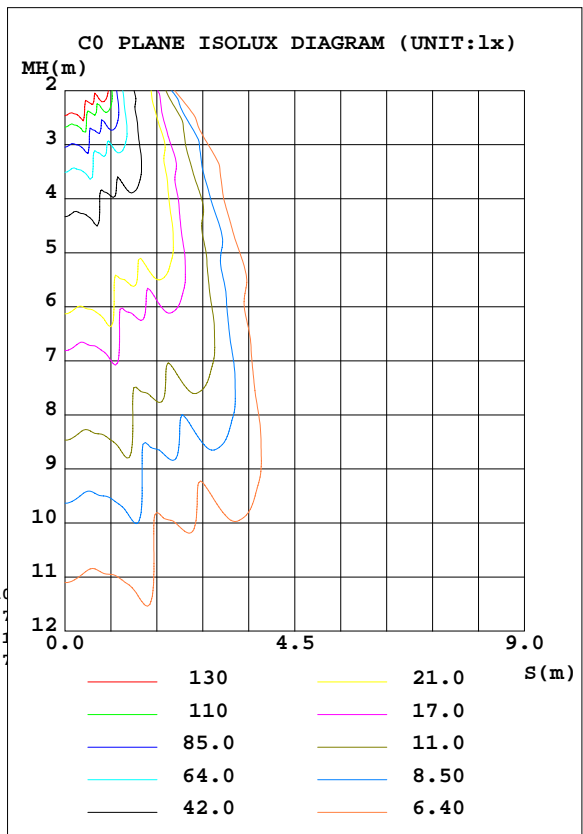
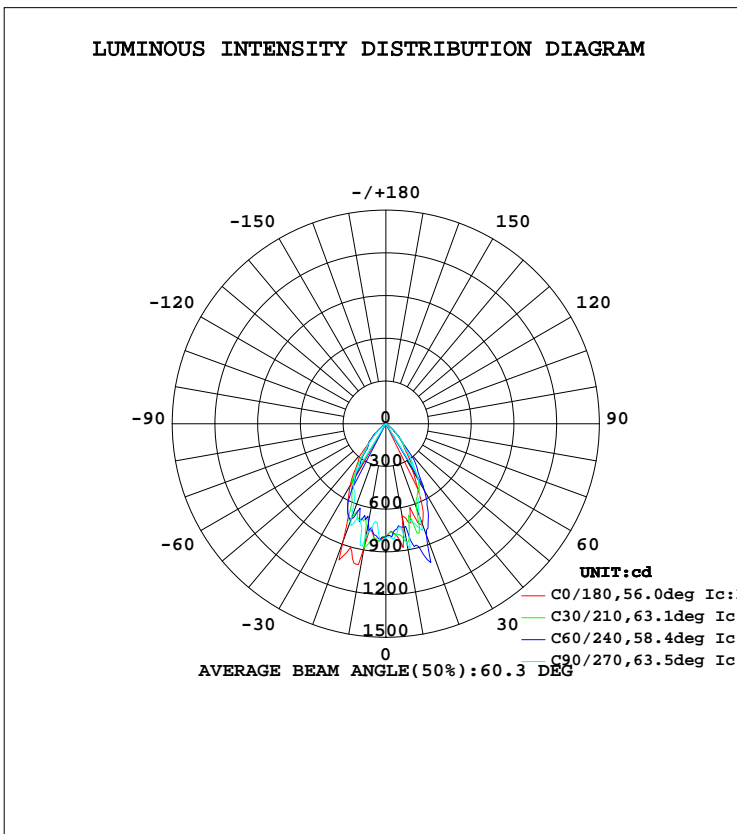


LUMINAIRE PHOTOMETRIC TEST REPORT

Test:U:120.0V I:0.0850A P:10.02W PF:0.9821 Lamp Flux:910.425x1 lm		
NAME:ASD-OLCLR-1D9CC-BK 3000K	TYPE:LED	WEIGHT:
SPEC.:	DIM.:	SERIAL No.:
MFR.:ASD Lighting corp	SUR.:	PROTECTION ANGLE:

DATA OF LAMP		PHOTOMETRIC DATA Eff: 90.88 lm/W			
MODEL:ASD-OLCLR-1D9CC-BZ-3000k		I <sub>max</sub> (cd)	1026	S/MH(C0/180)	0.99
NOMINAL POWER(W)	9	LOR(%)	100.0	S/MH(C90/270)	0.90
RATED VOLTAGE(V)	120	TOTAL FLUX(lm)	910.43	η UP, DN(C0-180)	1.0,48.9
NOMINAL FLUX(lm)	910.425	CIE CLASS	DIRECT	η UP, DN(C180-360)	1.2,48.9
LAMPS INSIDE	1	η up(%)	2.2	CIBSE SHR NOM	0.75
TEST VOLTAGE(V)	120	η down(%)	97.8	CIBSE SHR MAX	0.85



C Range: 0 - 360DEG  
 C Interval: 15.0DEG  
 Test Speed: HIGH  
 Temperature:25.3DEG  
 Operators:  
 Test Date:2022-03-01

γ Range: 0 - 180DEG  
 γ Interval: 1.0DEG  
 Test System:EVERFINE GO-2000B\_V1 SYSTEM V2.0.291  
 Humidity:65.0%  
 Test Distance:7.500m [K=1.0000]  
 Remarks:

## ZONAL FLUX DIAGRAM

## ZONAL FLUX DIAGRAM:

$\gamma$	C0	C45	C90	C135	C180	C225	C270	C315	$\gamma$	$\Phi$ zone	$\Phi$ total	$\Phi$ lum, lamp
10	657.4	752.1	862.4	696.7	879.0	677.3	795.4	720.9	0- 10	74.11	74.11	8.14,8.14
20	744.8	804.3	695.0	659.9	882.2	668.0	714.6	774.9	10- 20	217.6	291.8	32,32
30	368.0	394.7	464.8	458.4	500.4	447.8	439.7	384.7	20- 30	263.0	554.8	60.9,60.9
40	189.1	194.2	196.1	238.9	246.7	232.4	197.6	184.1	30- 40	196.4	751.2	82.5,82.5
50	66.15	84.90	82.57	68.27	77.36	57.68	59.21	58.42	40- 50	100.6	851.8	93.6,93.6
60	9.350	8.635	10.30	15.05	13.24	13.72	10.20	7.926	50- 60	23.68	875.5	96.2,96.2
70	4.241	4.441	4.457	4.551	5.526	5.343	5.261	5.253	60- 70	6.821	882.3	96.9,96.9
80	3.229	3.358	3.460	3.554	4.408	4.303	4.147	4.118	70- 80	4.713	887.0	97.4,97.4
90	2.377	2.364	2.419	2.430	3.145	3.136	3.092	3.116	80- 90	3.609	890.6	97.8,97.8
100	2.172	2.149	2.165	2.168	2.692	2.704	2.703	2.754	90-100	2.809	893.4	98.1,98.1
110	2.168	2.188	2.160	2.207	2.615	2.615	2.623	2.619	100-110	2.536	896.0	98.4,98.4
120	2.468	2.477	2.487	2.534	2.927	2.915	2.920	2.861	110-120	2.498	898.5	98.7,98.7
130	2.961	3.024	2.965	3.008	3.559	3.469	3.482	3.427	120-130	2.645	901.1	99,99
140	3.573	3.590	3.616	3.636	4.179	4.093	4.137	4.116	130-140	2.739	903.8	99.3,99.3
150	4.167	4.152	4.167	4.110	4.661	4.648	4.661	4.652	140-150	2.593	906.4	99.6,99.6
160	4.556	4.572	4.560	4.487	4.976	4.914	5.018	5.003	150-160	2.120	908.6	99.8,99.8
170	4.933	4.918	4.906	4.892	5.146	5.130	5.180	5.172	160-170	1.382	909.9	99.9,99.9
180	5.322	5.249	5.257	5.238	5.334	5.249	5.269	5.238	170-180	0.4896	910.4	100,100
DEG	LUMINOUS INTENSITY:cd									UNIT:lm		

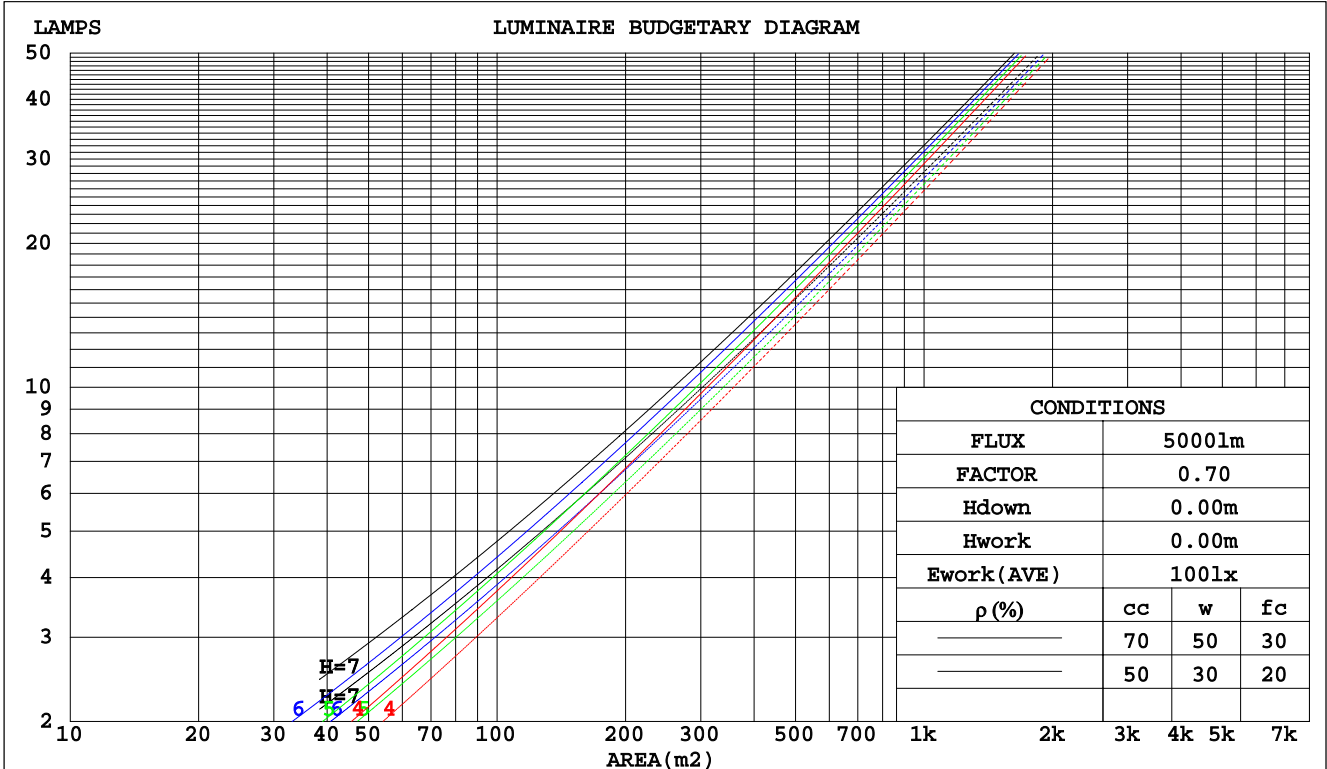
C Range: 0 - 360DEG  
C Interval: 15.0DEG  
Test Speed: HIGH  
Temperature:25.3DEG  
Operators:  
Test Date:2022-03-01

$\gamma$  Range: 0 - 180DEG  
 $\gamma$  Interval: 1.0DEG  
Test System:EVERFINE GO-2000B\_V1 SYSTEM V2.0.291  
Humidity:65.0%  
Test Distance:7.500m [K=1.0000]  
Remarks:

CU AND LUMINAIRE BUDGETARY ESTIMATE DIAGRAM

Test:U:120.0V I:0.0850A P:10.02W PF:0.9821 Lamp Flux:910.425x1 lm		
NAME:	TYPE:LED	WEIGHT:
SPEC.:	DIM.:	SERIAL No.:
MFR.:	SUR.:	PROTECTION ANGLE:

pcc	80%			70%			50%			30%			10%			0
	50%	30%	10%	50%	30%	10%	50%	30%	10%	50%	30%	10%	50%	30%	10%	0
pw																0
pfc	20%			20%			20%			20%			20%			0
RCR	RCR:Room Cavity Ratio      Coefficients of Utilization(CU)															
0.0	1.19	1.19	1.19	1.16	1.16	1.16	1.10	1.10	1.10	1.05	1.05	1.05	1.00	1.00	1.00	.98
1.0	1.09	1.07	1.04	1.07	1.04	1.02	1.02	1.00	.99	.98	.97	.95	.94	.93	.92	.90
2.0	1.01	.96	.93	.99	.95	.91	.95	.92	.89	.92	.89	.87	.89	.87	.85	.83
3.0	.93	.88	.83	.92	.87	.82	.89	.84	.81	.86	.82	.79	.83	.80	.78	.76
4.0	.86	.80	.76	.85	.79	.75	.82	.78	.74	.80	.76	.73	.78	.75	.72	.70
5.0	.80	.74	.69	.79	.73	.69	.77	.72	.68	.75	.70	.67	.73	.69	.66	.65
6.0	.75	.68	.63	.74	.68	.63	.72	.66	.62	.70	.65	.62	.69	.65	.61	.60
7.0	.70	.63	.59	.69	.63	.58	.67	.62	.58	.66	.61	.57	.64	.60	.57	.55
8.0	.65	.59	.54	.64	.58	.54	.63	.58	.54	.62	.57	.53	.61	.56	.53	.51
9.0	.61	.55	.50	.60	.54	.50	.59	.54	.50	.58	.53	.50	.57	.53	.49	.48
10.0	.57	.51	.47	.57	.51	.47	.56	.50	.47	.55	.50	.47	.54	.50	.46	.45



C Range: 0 - 360DEG  
 C Interval: 15.0DEG  
 Test Speed: HIGH  
 Temperature: 25.3DEG  
 Operators:  
 Test Date: 2022-03-01

γ Range: 0 - 180DEG  
 γ Interval: 1.0DEG  
 Test System: EVERFINE GO-2000B\_V1 SYSTEM V2.0.291  
 Humidity: 65.0%  
 Test Distance: 7.500m [K=1.0000]  
 Remarks:

WEC AND CCEC

Test:U:120.0V I:0.0850A P:10.02W PF:0.9821 Lamp Flux:910.425x1 lm		
NAME:	TYPE:LED	WEIGHT:
SPEC.:	DIM.:	SERIAL No.:
MFR.:	SUR.:	PROTECTION ANGLE:

ρcc	80%			70%			50%			30%			10%			0
ρw	50%	30%	10%	50%	30%	10%	50%	30%	10%	50%	30%	10%	50%	30%	10%	0
ρfc	20%			20%			20%			20%			20%			0
RCR	RCR:Room Cavity Ratio						Wall Exitance Coefficients(WEC)									
0.0																
1.0	.197	.112	.035	.189	.108	.034	.175	.101	.032	.162	.094	.030	.151	.087	.028	
2.0	.188	.103	.032	.182	.100	.031	.170	.094	.029	.159	.089	.028	.148	.084	.026	
3.0	.179	.095	.028	.173	.093	.028	.163	.088	.027	.153	.084	.026	.144	.080	.025	
4.0	.170	.088	.026	.165	.086	.026	.156	.083	.025	.148	.079	.024	.140	.076	.023	
5.0	.161	.082	.024	.157	.081	.024	.149	.078	.023	.142	.075	.022	.135	.072	.022	
6.0	.154	.077	.022	.150	.076	.022	.143	.073	.021	.136	.071	.021	.130	.068	.020	
7.0	.146	.072	.021	.143	.071	.020	.137	.069	.020	.131	.067	.020	.125	.065	.019	
8.0	.140	.068	.019	.137	.067	.019	.131	.065	.019	.126	.064	.018	.121	.062	.018	
9.0	.134	.065	.018	.131	.064	.018	.126	.062	.018	.121	.061	.017	.116	.059	.017	
10.0	.128	.061	.017	.125	.061	.017	.121	.059	.017	.116	.058	.016	.112	.056	.016	

ρcc	80%			70%			50%			30%			10%			0
ρw	50%	30%	10%	50%	30%	10%	50%	30%	10%	50%	30%	10%	50%	30%	10%	0
ρfc	20%			20%			20%			20%			20%			0
RCR	RCR:Room Cavity Ratio						Ceiling Cavity Exitance Coefficients(CCEC)									
0.0	.207	.207	.207	.177	.177	.177	.121	.121	.121	.069	.069	.069	.022	.022	.022	
1.0	.189	.174	.160	.162	.149	.138	.111	.103	.095	.064	.059	.055	.020	.019	.018	
2.0	.175	.149	.127	.150	.128	.110	.103	.089	.077	.059	.052	.045	.019	.017	.015	
3.0	.164	.131	.104	.140	.113	.090	.096	.078	.063	.056	.046	.037	.018	.015	.012	
4.0	.154	.116	.087	.132	.100	.076	.091	.070	.053	.053	.041	.032	.017	.013	.010	
5.0	.146	.105	.074	.126	.091	.065	.086	.063	.046	.050	.037	.027	.016	.012	.009	
6.0	.139	.096	.065	.120	.083	.056	.082	.058	.040	.048	.034	.024	.015	.011	.008	
7.0	.133	.089	.057	.114	.077	.050	.079	.054	.036	.046	.032	.021	.015	.010	.007	
8.0	.127	.082	.052	.109	.072	.045	.076	.050	.032	.044	.030	.019	.014	.010	.006	
9.0	.122	.077	.047	.105	.067	.041	.073	.047	.029	.042	.028	.017	.014	.009	.006	
10.0	.118	.073	.044	.101	.063	.038	.070	.045	.027	.041	.026	.016	.013	.009	.005	

C Range: 0 - 360DEG  
 C Interval: 15.0DEG  
 Test Speed: HIGH  
 Temperature:25.3DEG  
 Operators:  
 Test Date:2022-03-01

γ Range: 0 - 180DEG  
 γ Interval: 1.0DEG  
 Test System:EVERFINE GO-2000B\_V1 SYSTEM V2.0.291  
 Humidity:65.0%  
 Test Distance:7.500m [K=1.0000]  
 Remarks:

UGR(Unified Glare Rating) Table

Test:U:120.0V I:0.0850A P:10.02W PF:0.9821 Lamp Flux:910.425x1 lm										
NAME:					TYPE:LED			WEIGHT:		
SPEC.:					DIM.:			SERIAL No.:		
MFR.:					SUR.:			PROTECTION ANGLE:		
ceiling/cavity	0.7	0.7	0.5	0.5	0.3	0.7	0.7	0.5	0.5	0.3
walls	0.5	0.3	0.5	0.3	0.3	0.5	0.3	0.5	0.3	0.3
working plane	0.2	0.2	0.2	0.2	0.2	0.2	0.2	0.2	0.2	0.2
Room dimensions	Viewed crosswise					Viewed endwise				
x = 2H y = 2H	9.6	10.7	9.9	10.9	11.1	10.2	11.2	10.4	11.4	11.6
3H	9.5	10.4	9.8	10.7	10.9	10.0	11.0	10.3	11.2	11.5
4H	9.4	10.3	9.7	10.6	10.9	10.0	10.9	10.3	11.1	11.4
6H	9.4	10.2	9.7	10.5	10.8	9.9	10.7	10.3	11.0	11.3
8H	9.4	10.2	9.7	10.5	10.8	9.9	10.7	10.3	11.0	11.3
12H	9.4	10.1	9.7	10.5	10.8	9.9	10.7	10.3	11.0	11.3
4H 2H	9.4	10.3	9.7	10.5	10.8	9.9	10.8	10.2	11.1	11.3
3H	9.3	10.0	9.6	10.3	10.7	9.8	10.5	10.1	10.9	11.2
4H	9.2	9.9	9.6	10.2	10.6	9.7	10.4	10.1	10.8	11.1
6H	9.2	9.8	9.6	10.2	10.6	9.7	10.3	10.1	10.7	11.1
8H	9.2	9.8	9.7	10.2	10.6	9.7	10.3	10.2	10.7	11.1
12H	9.3	9.8	9.7	10.2	10.6	9.8	10.3	10.2	10.7	11.2
8H 4H	9.1	9.7	9.5	10.1	10.5	9.6	10.2	10.0	10.6	11.0
6H	9.1	9.6	9.6	10.0	10.5	9.6	10.1	10.1	10.5	11.0
8H	9.2	9.6	9.7	10.1	10.6	9.7	10.1	10.2	10.6	11.0
12H	9.3	9.7	9.8	10.1	10.7	9.8	10.2	10.3	10.6	11.2
12H 4H	9.1	9.6	9.5	10.0	10.4	9.6	10.1	10.0	10.5	10.9
6H	9.1	9.5	9.6	10.0	10.5	9.6	10.0	10.1	10.5	11.0
8H	9.2	9.6	9.7	10.0	10.5	9.7	10.0	10.2	10.5	11.0
Variations with the observer position at spacings:										
S = 1.0H	+ 2.4 / - 6.0					+ 2.1 / - 5.8				
1.5H	+ 3.3 / - 6.5					+ 3.3 / - 6.2				
2.0H	+ 5.5 / - 4.7					+ 5.5 / - 4.4				

CIE Pub.117 Corrected 910.4 lm Total Lamp Luminous Flux. (8log(F/F0) = -0.3)

C Range: 0 - 360DEG  
 C Interval: 15.0DEG  
 Test Speed: HIGH  
 Temperature:25.3DEG  
 Operators:  
 Test Date:2022-03-01

γ Range: 0 - 180DEG  
 γ Interval: 1.0DEG  
 Test System:EVERFINE GO-2000B\_V1 SYSTEM V2.0.291  
 Humidity:65.0%  
 Test Distance:7.500m [K=1.0000]  
 Remarks:

## UTILIZATION FACTORS TABLE

Test:U:120.0V I:0.0850A P:10.02W PF:0.9821 Lamp Flux:910.425x1 lm		
NAME:	TYPE:LED	WEIGHT:
SPEC.:	DIM.:	SERIAL No.:
MFR.:	SUR.:	PROTECTION ANGLE:

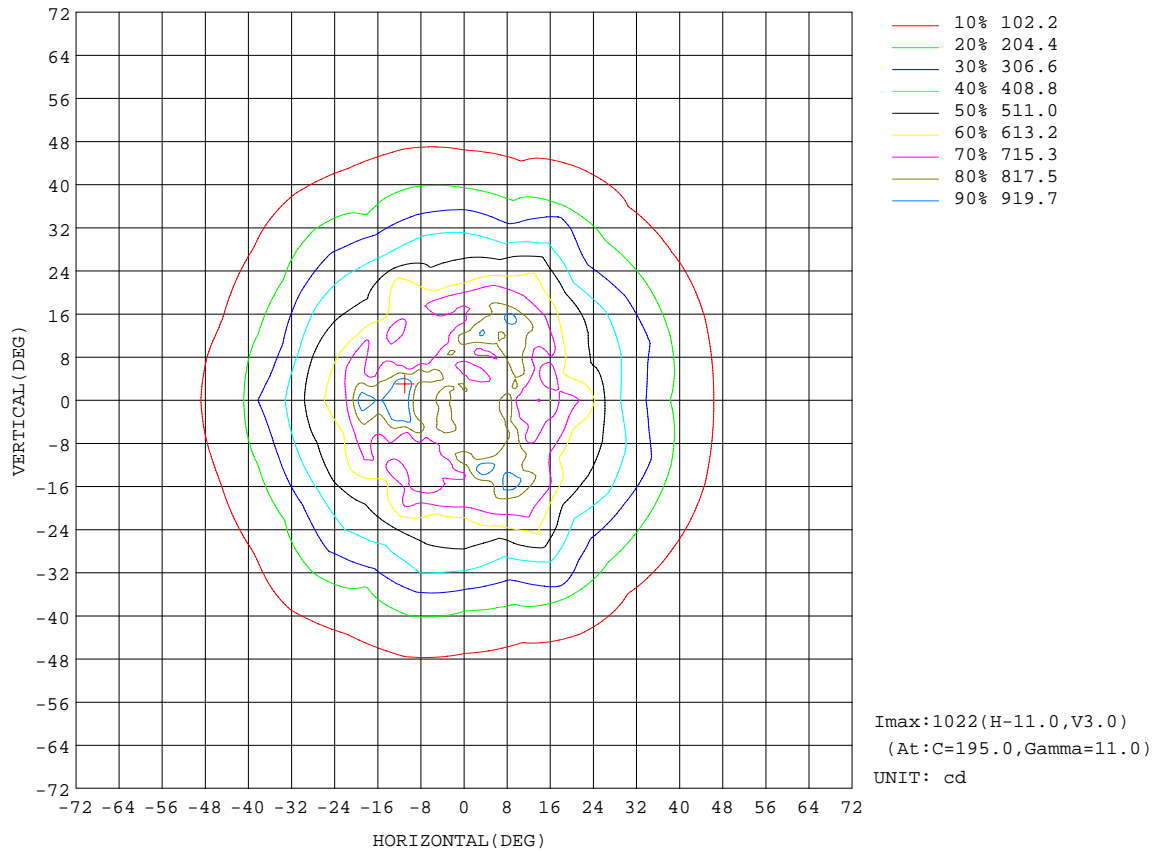
REFLECTANCE										
Ceiling	0.8	0.8	0.8	0.7	0.7	0.7	0.5	0.5	0.5	0
Walls	0.7	0.5	0.3	0.7	0.5	0.3	0.7	0.5	0.3	0
Working plane	0.2	0.2	0.2	0.2	0.2	0.2	0.2	0.2	0.2	0
ROOM INDEX	UTILIZATION FACTORS(PERCENT) $k(RI) \times RCR = 5$									
k = 0.60	80	73	69	80	73	68	79	72	68	64
0.80	89	82	77	88	81	77	87	81	77	72
1.00	94	88	84	93	87	83	92	87	83	78
1.25	99	93	89	98	92	89	96	91	88	83
1.50	102	97	93	101	96	92	98	94	91	86
2.00	106	101	97	104	100	96	101	98	95	89
2.50	108	103	100	106	102	99	102	99	97	90
3.00	110	106	102	108	104	101	104	101	99	92
4.00	112	109	106	110	107	104	106	103	101	93
5.00	113	110	108	111	108	106	106	105	103	94
ROOM INDEX	UF(total)									Direct
According to DIN EN 13032-2 2004			Suspended				SHRNOM = 1.25			

C Range: 0 - 360DEG  
 C Interval: 15.0DEG  
 Test Speed: HIGH  
 Temperature:25.3DEG  
 Operators:  
 Test Date:2022-03-01

$\gamma$  Range: 0 - 180DEG  
 $\gamma$  Interval: 1.0DEG  
 Test System:EVERFINE GO-2000B\_V1 SYSTEM V2.0.291  
 Humidity:65.0%  
 Test Distance:7.500m [K=1.0000]  
 Remarks:

ISOCANDELA DIAGRAM

Test:U:120.0V I:0.0850A P:10.02W PF:0.9821 Lamp Flux:910.425x1 lm		
NAME:	TYPE:LED	WEIGHT:
SPEC.:	DIM.:	SERIAL No.:
MFR.:	SUR.:	PROTECTION ANGLE:

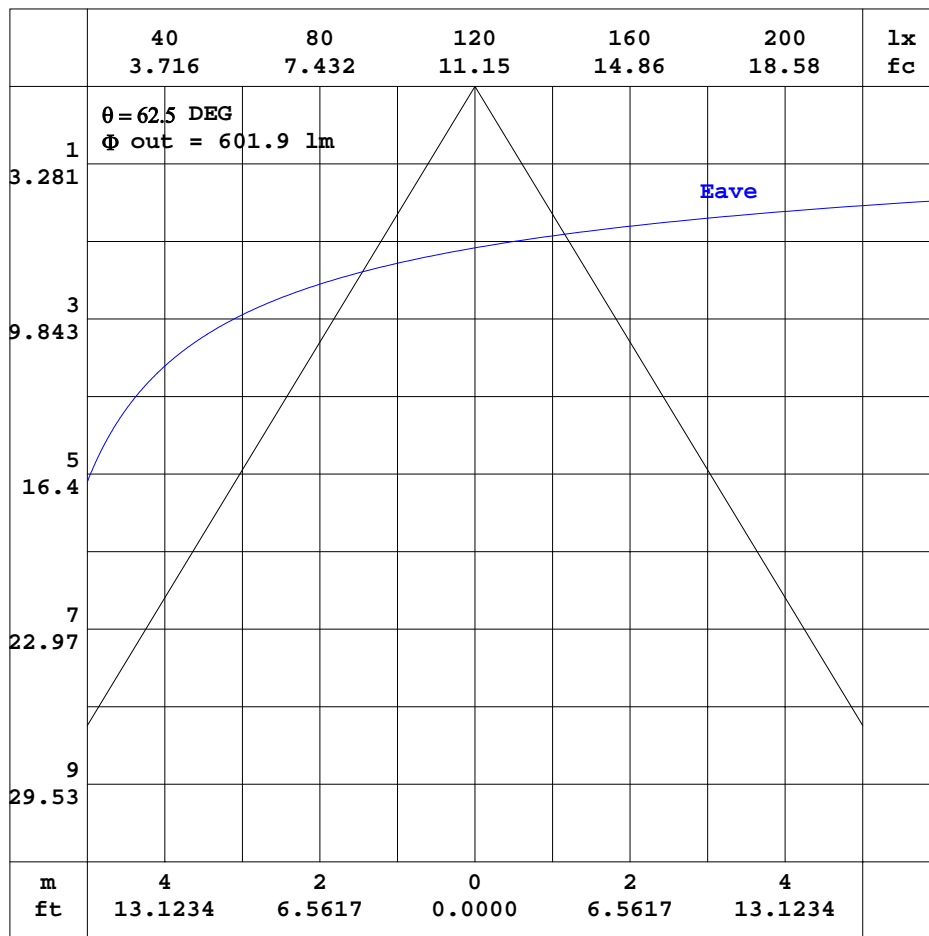


C Range: 0 - 360DEG  
 C Interval: 15.0DEG  
 Test Speed: HIGH  
 Temperature:25.3DEG  
 Operators:  
 Test Date:2022-03-01

γ Range: 0 - 180DEG  
 γ Interval: 1.0DEG  
 Test System:EVERFINE GO-2000B\_V1 SYSTEM V2.0.291  
 Humidity:65.0%  
 Test Distance:7.500m [K=1.0000]  
 Remarks:

AAI CURVES

Test:U:120.0V I:0.0850A P:10.02W PF:0.9821 Lamp Flux:910.425x1 lm		
NAME:	TYPE:LED	WEIGHT:
SPEC.:	DIM.:	SERIAL No.:
MFR.:	SUR.:	PROTECTION ANGLE:



Note:The Curves indicate the illuminated area and the average illumination when the luminaire is at different distance.

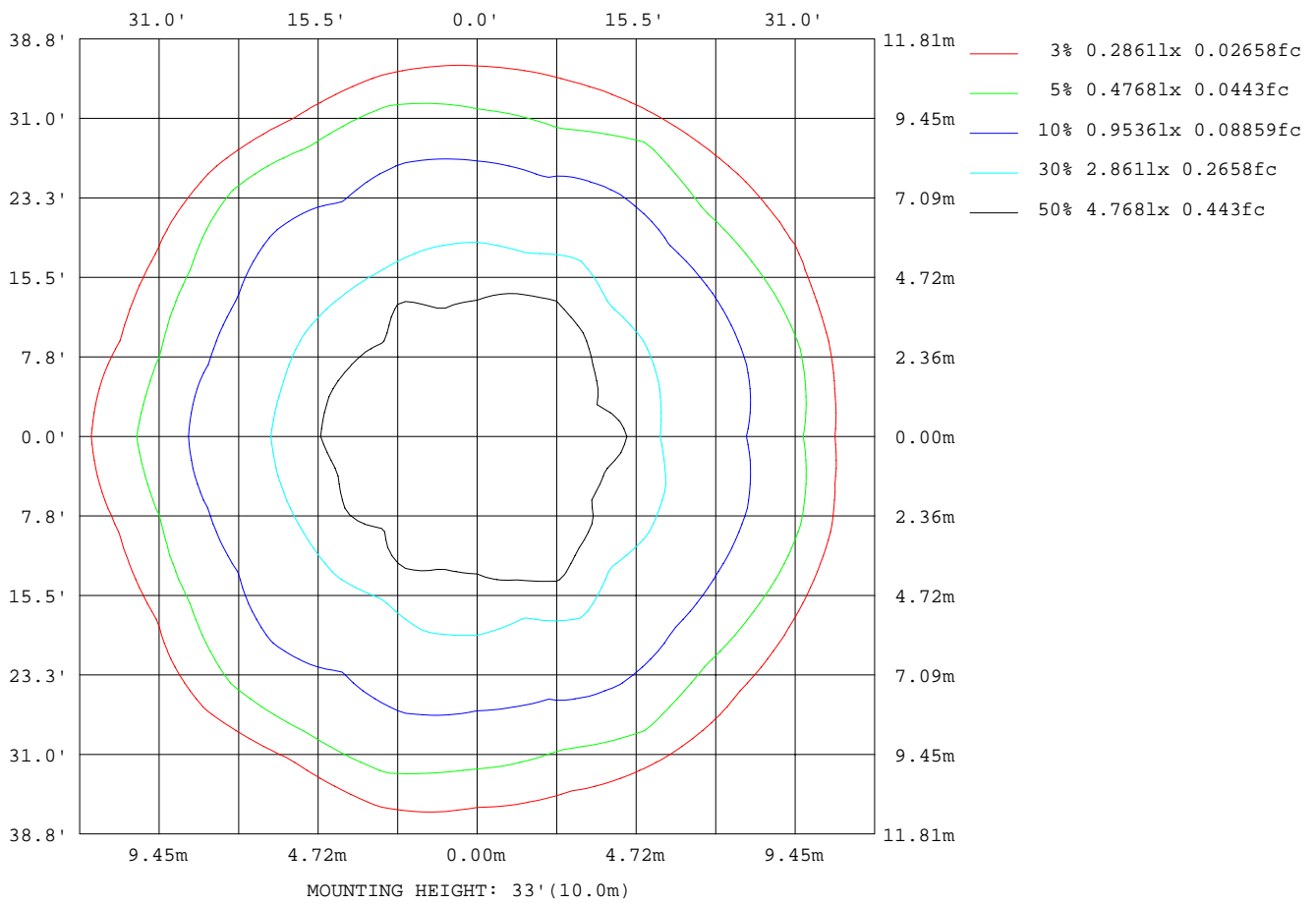
C Range: 0 - 360DEG  
 C Interval: 15.0DEG  
 Test Speed: HIGH  
 Temperature:25.3DEG  
 Operators:  
 Test Date:2022-03-01

$\gamma$  Range: 0 - 180DEG  
 $\gamma$  Interval: 1.0DEG  
 Test System:EVERFINE GO-2000B\_V1 SYSTEM V2.0.291  
 Humidity:65.0%  
 Test Distance:7.500m [K=1.0000]  
 Remarks:



ISOLUX DIAGRAM

Test:U:120.0V I:0.0850A P:10.02W PF:0.9821 Lamp Flux:910.425x1 lm		
NAME:	TYPE:LED	WEIGHT:
SPEC.:	DIM.:	SERIAL No.:
MFR.:	SUR.:	PROTECTION ANGLE:



C Range: 0 - 360DEG  
 C Interval: 15.0DEG  
 Test Speed: HIGH  
 Temperature: 25.3DEG  
 Operators:  
 Test Date: 2022-03-01

γ Range: 0 - 180DEG  
 γ Interval: 1.0DEG  
 Test System: EVERFINE GO-2000B\_V1 SYSTEM V2.0.291  
 Humidity: 65.0%  
 Test Distance: 7.500m [K=1.0000]  
 Remarks:

## LED Avg.L Report

Test:U:120.0V I:0.0850A P:10.02W PF:0.9821 Lamp Flux:910.425x1 lm		
NAME:	TYPE:LED	WEIGHT:
SPEC.:	DIM.:	SERIAL No.:
MFR.:	SUR.:	PROTECTION ANGLE:

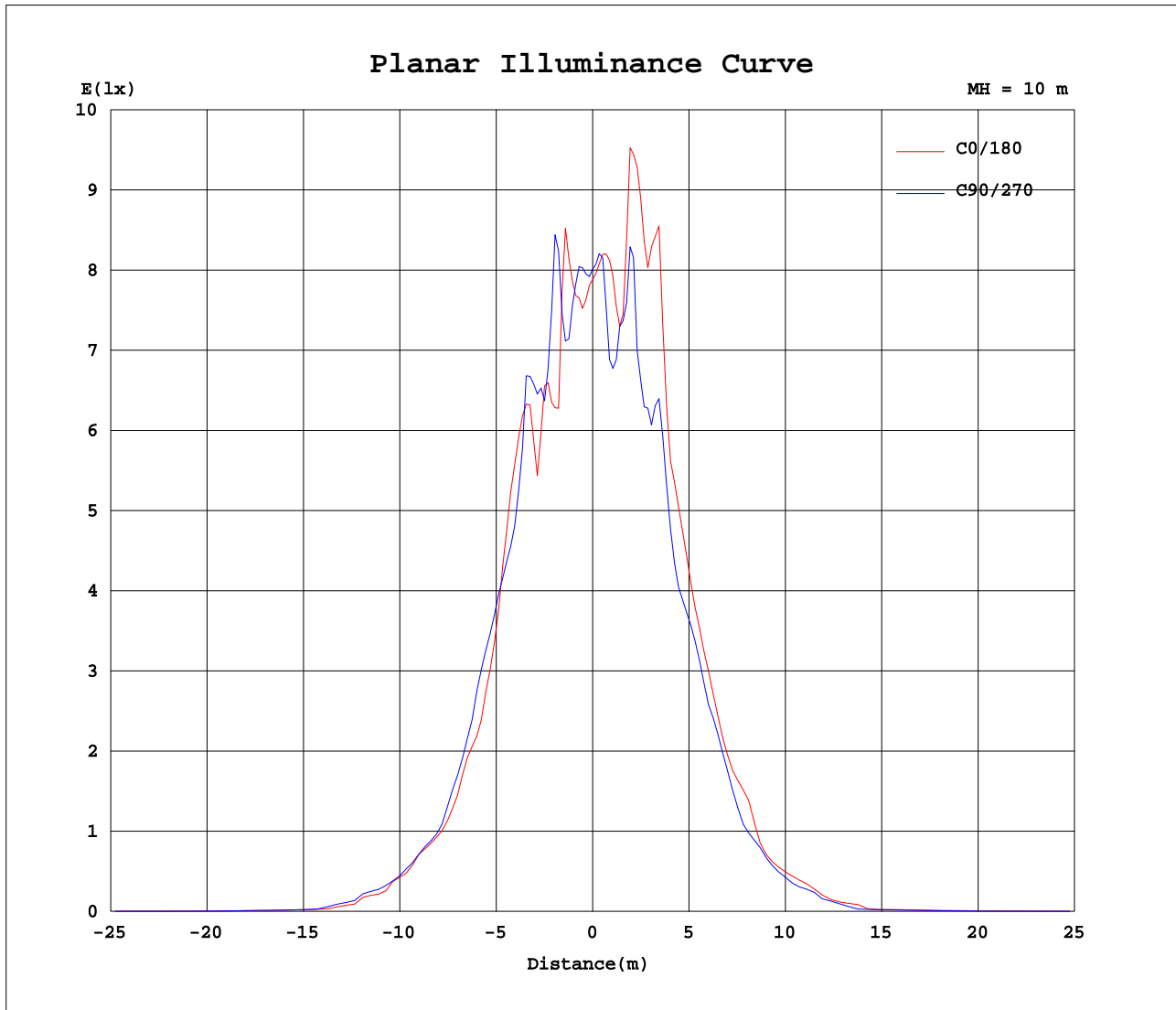
AvgL	cd/m2
L_0~180(65)av	154
L_0~180(75)av	177
L_0~180(85)av	382
L_90~270(65)av	134
L_90~270(75)av	175
L_90~270(85)av	385
L_45(65)av	148
L_45(75)av	178
L_45(85)av	385

Standard: GB/T 29293-2012

C Range: 0 - 360DEG  
C Interval: 15.0DEG  
Test Speed: HIGH  
Temperature:25.3DEG  
Operators:  
Test Date:2022-03-01

$\gamma$  Range: 0 - 180DEG  
 $\gamma$  Interval: 1.0DEG  
Test System:EVERFINE GO-2000B\_V1 SYSTEM V2.0.291  
Humidity:65.0%  
Test Distance:7.500m [K=1.0000]  
Remarks:

## Planar Illuminance Curve



C Range: 0 - 360DEG  
C Interval: 15.0DEG  
Test Speed: HIGH  
Temperature: 25.3DEG  
Operators:  
Test Date: 2022-03-01

$\gamma$  Range: 0 - 180DEG  
 $\gamma$  Interval: 1.0DEG  
Test System: EVERFINE GO-2000B\_V1 SYSTEM V2.0.291  
Humidity: 65.0%  
Test Distance: 7.500m [K=1.0000]  
Remarks:

LUMINOUS DISTRIBUTION INTENSITY DATA

Test:U:120.0V I:0.0850A P:10.02W PF:0.9821 Lamp Flux:910.425x1 lm		
NAME:	TYPE:LED	WEIGHT:
SPEC.:	DIM.:	SERIAL No.:
MFR.:	SUR.:	PROTECTION ANGLE:

Table--1

UNIT: cd

C( DEG) γ (DEG)	0	15	30	45	60	75	90	105	120	135	150	165	180	195	210	225	240	255	270
0	789	794	794	797	797	796	801	804	803	807	806	806	789	794	794	797	797	796	801
5	777	790	785	769	748	761	791	816	827	824	825	816	822	819	808	808	789	764	697
10	657	760	845	752	740	774	862	796	696	697	912	866	879	906	885	677	709	799	795
15	663	690	696	881	893	852	725	717	671	669	713	813	928	809	700	639	713	672	699
20	745	670	635	804	833	778	695	730	737	660	733	770	882	761	705	668	710	672	715
25	578	531	530	567	709	569	558	544	582	525	593	555	638	612	567	519	634	513	523
30	368	446	457	395	543	404	465	476	414	458	465	475	500	492	476	448	427	438	440
35	265	330	305	287	388	285	309	348	308	347	312	332	355	307	330	329	295	317	318
40	189	204	200	194	230	190	196	222	194	239	196	198	247	202	198	232	193	215	198
45	121	132	123	107	138	117	126	151	145	157	127	122	140	122	125	161	129	147	121
50	66.2	53.1	53.6	84.9	69.0	83.8	82.6	77.5	69.5	68.3	82.9	84.2	77.4	85.2	77.2	57.7	70.8	57.1	59.2
55	15.0	16.5	14.2	13.4	15.0	13.7	15.6	23.7	27.7	26.7	26.1	26.4	17.4	20.6	21.5	17.2	17.5	14.8	14.3
60	9.35	13.1	9.47	8.64	17.1	8.78	10.3	13.7	11.3	15.0	10.8	11.5	13.2	10.5	11.5	13.7	11.1	12.9	10.2
65	5.03	5.61	5.08	5.18	5.20	5.19	5.50	6.34	5.83	7.76	5.75	6.19	7.97	6.34	6.50	6.38	6.13	5.97	5.83
70	4.24	4.45	4.38	4.44	4.38	4.41	4.46	4.47	4.47	4.55	4.53	4.50	5.53	5.44	5.39	5.34	5.26	5.22	5.26
75	3.83	4.05	4.06	4.16	4.16	4.06	4.16	4.11	4.03	4.22	4.06	4.11	5.32	5.03	4.98	5.19	4.89	4.94	4.89
80	3.23	3.27	3.30	3.36	3.38	3.47	3.46	3.49	3.51	3.55	3.54	3.53	4.41	4.38	4.35	4.30	4.28	4.19	4.15
85	2.78	2.75	2.78	2.82	2.89	2.95	3.08	3.15	3.21	3.18	3.17	3.17	3.87	3.91	3.91	3.88	3.84	3.73	3.63
90	2.38	2.35	2.39	2.36	2.39	2.36	2.42	2.41	2.43	2.43	2.45	2.43	3.15	3.14	3.13	3.14	3.11	3.11	3.09
95	2.25	2.23	2.26	2.24	2.26	2.23	2.25	2.22	2.25	2.23	2.25	2.22	2.87	2.87	2.85	2.87	2.85	2.90	2.88
100	2.17	2.16	2.18	2.15	2.17	2.13	2.16	2.15	2.16	2.17	2.16	2.14	2.69	2.71	2.68	2.70	2.68	2.72	2.70
105	2.15	2.15	2.15	2.15	2.14	2.13	2.13	2.14	2.14	2.15	2.15	2.13	2.61	2.61	2.62	2.62	2.61	2.63	2.63
110	2.17	2.20	2.17	2.19	2.15	2.19	2.16	2.21	2.18	2.21	2.17	2.19	2.62	2.62	2.62	2.61	2.62	2.62	2.62
115	2.30	2.32	2.30	2.30	2.26	2.31	2.30	2.33	2.32	2.34	2.31	2.31	2.72	2.68	2.72	2.69	2.72	2.68	2.72
120	2.47	2.50	2.47	2.48	2.46	2.49	2.49	2.51	2.50	2.53	2.50	2.52	2.93	2.89	2.91	2.91	2.92	2.90	2.92
125	2.70	2.73	2.71	2.73	2.72	2.73	2.71	2.73	2.72	2.76	2.74	2.77	3.22	3.17	3.19	3.18	3.18	3.18	3.19
130	2.96	2.99	2.98	3.02	3.00	2.99	2.96	2.98	2.98	3.01	3.01	3.06	3.56	3.50	3.49	3.47	3.47	3.46	3.48
135	3.26	3.29	3.29	3.31	3.31	3.31	3.27	3.28	3.28	3.31	3.33	3.35	3.88	3.84	3.81	3.79	3.77	3.76	3.80
140	3.57	3.61	3.59	3.59	3.58	3.60	3.62	3.59	3.58	3.64	3.62	3.63	4.18	4.15	4.13	4.09	4.08	4.08	4.14
145	3.89	3.91	3.88	3.89	3.88	3.91	3.92	3.88	3.87	3.90	3.88	3.91	4.44	4.42	4.41	4.41	4.38	4.38	4.43
150	4.17	4.16	4.14	4.15	4.14	4.17	4.17	4.13	4.10	4.11	4.10	4.16	4.66	4.63	4.65	4.65	4.63	4.64	4.66
155	4.39	4.38	4.37	4.39	4.37	4.41	4.39	4.34	4.28	4.27	4.32	4.36	4.84	4.81	4.83	4.80	4.82	4.84	4.89
160	4.56	4.54	4.56	4.57	4.57	4.58	4.56	4.49	4.45	4.49	4.50	4.52	4.98	4.93	4.94	4.91	4.93	4.97	5.02
165	4.73	4.76	4.73	4.76	4.73	4.75	4.71	4.68	4.68	4.67	4.66	4.69	5.06	5.03	5.01	5.01	5.04	5.05	5.10
170	4.93	4.94	4.92	4.92	4.90	4.91	4.91	4.90	4.89	4.89	4.88	4.90	5.15	5.13	5.14	5.13	5.15	5.16	5.18
175	5.16	5.14	5.11	5.09	5.09	5.12	5.11	5.11	5.12	5.12	5.08	5.07	5.28	5.21	5.23	5.24	5.26	5.25	5.25
180	5.32	5.26	5.25	5.25	5.26	5.27	5.26	5.26	5.28	5.24	5.22	5.23	5.33	5.25	5.26	5.25	5.26	5.27	5.27

C Range: 0 - 360DEG  
 C Interval: 15.0DEG  
 Test Speed: HIGH  
 Temperature:25.3DEG  
 Operators:  
 Test Date:2022-03-01

γ Range: 0 - 180DEG  
 γ Interval: 1.0DEG  
 Test System:EVERFINE GO-2000B\_V1 SYSTEM V2.0.291  
 Humidity:65.0%  
 Test Distance:7.500m [K=1.0000]  
 Remarks:

LUMINOUS DISTRIBUTION INTENSITY DATA

Test:U:120.0V I:0.0850A P:10.02W PF:0.9821 Lamp Flux:910.425x1 lm		
NAME:	TYPE:LED	WEIGHT:
SPEC.:	DIM.:	SERIAL No.:
MFR.:	SUR.:	PROTECTION ANGLE:

Table--2

UNIT: cd

C( DEG) γ (DEG)	285	300	315	330	345														
0	804	803	807	806	806														
5	687	697	711	740	769														
10	713	702	721	780	856														
15	844	835	882	685	730														
20	786	776	775	697	577														
25	571	643	584	520	504														
30	405	514	385	427	415														
35	273	377	261	309	319														
40	188	202	184	195	198														
45	104	138	105	118	130														
50	61.5	65.8	58.4	55.5	54.9														
55	13.1	17.2	13.2	13.9	17.6														
60	8.25	13.3	7.93	9.12	14.2														
65	5.69	5.73	5.68	5.72	5.87														
70	5.23	5.32	5.25	5.23	5.18														
75	4.85	5.05	4.86	4.83	4.93														
80	4.13	4.12	4.12	4.09	4.08														
85	3.53	3.56	3.54	3.55	3.56														
90	3.10	3.12	3.12	3.10	3.14														
95	2.90	2.91	2.92	2.90	2.93														
100	2.75	2.73	2.75	2.73	2.74														
105	2.65	2.63	2.65	2.65	2.64														
110	2.63	2.63	2.62	2.62	2.63														
115	2.68	2.70	2.68	2.70	2.69														
120	2.88	2.88	2.86	2.88	2.87														
125	3.16	3.14	3.12	3.14	3.12														
130	3.49	3.49	3.43	3.42	3.41														
135	3.81	3.82	3.78	3.74	3.72														
140	4.12	4.14	4.12	4.08	4.05														
145	4.41	4.41	4.40	4.38	4.36														
150	4.64	4.65	4.65	4.63	4.65														
155	4.87	4.85	4.86	4.86	4.85														
160	5.02	5.00	5.00	5.02	4.98														
165	5.11	5.11	5.11	5.10	5.09														
170	5.19	5.19	5.17	5.17	5.16														
175	5.26	5.23	5.21	5.23	5.26														
180	5.27	5.27	5.24	5.22	5.23														

C Range: 0 - 360DEG  
 C Interval: 15.0DEG  
 Test Speed: HIGH  
 Temperature:25.3DEG  
 Operators:  
 Test Date:2022-03-01

γ Range: 0 - 180DEG  
 γ Interval: 1.0DEG  
 Test System:EVERFINE GO-2000B\_V1 SYSTEM V2.0.291  
 Humidity:65.0%  
 Test Distance:7.500m [K=1.0000]  
 Remarks: