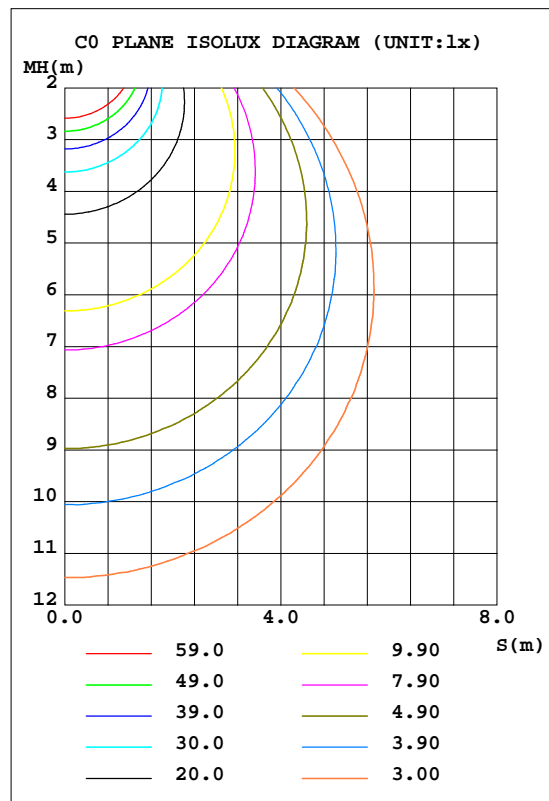
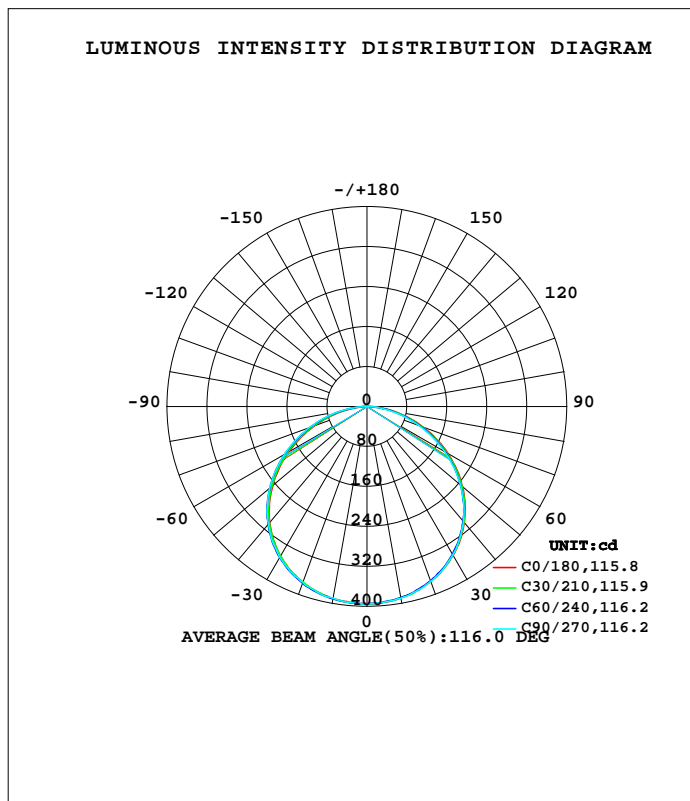


LUMINAIRE PHOTOMETRIC TEST REPORT

Test:U:120.07V I:0.1288A P:15.300W PF:0.9890 Freq:60.00Hz Lamp Flux:1184.07x1 lm		
NAME:	TYPE:	WEIGHT:
SPEC.:	DIM.:	SERIAL No.:
MFR.: ASD LIGHTING CORP	SUR.: $\phi$ 0.1	Shielding Angle:

DATA OF LAMP		PHOTOMETRIC DATA Eff: 77.39 lm/W			
MODEL	GBA-6D15AC-XX(5000K)	Imax(cd)	395.0	S/MH(C0/180)	1.30
NOMINAL POWER(W)	15	LOR(%)	100.0	S/MH(C90/270)	1.31
RATED VOLTAGE(V)	120	TOTAL FLUX(lm)	1184.1	h UP, DN(C0-180)	0.2,49.1
NOMINAL FLUX(lm)	1184.07	CIE CLASS	DIRECT	h UP, DN(C180-360)	0.2,50.5
LAMPS INSIDE	1	h up(%)	0.4	CIBSE SHR NOM	1.25
TEST VOLTAGE(V)	120.0	h down(%)	99.6	CIBSE SHR MAX	1.35



C Range: 0 - 360DEG  
 C Interval: 30.0DEG  
 Test Speed: HIGH  
 Temperature: 25.3DEG  
 Operators:  
 Test Date: 2022-09-01

g Range: 0 - 180DEG  
 g Interval: 1.0DEG  
 Test System: EVERFINE GO-2000B\_V1 SYSTEM V2.00.426  
 Humidity: 65.0%  
 Test Distance: 8.700m [K=1.1034]  
 Remarks:

ZONAL FLUX DIAGRAM

ZONAL FLUX DIAGRAM:

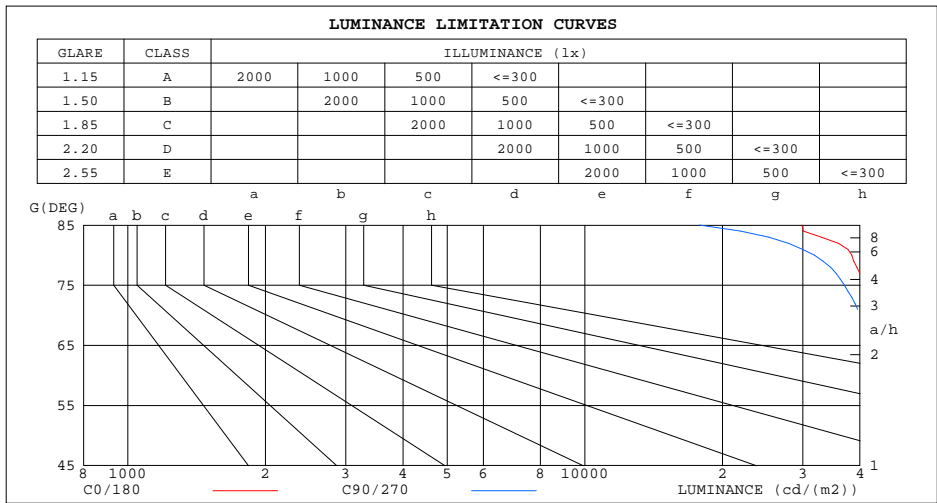
g	C0	C45	C90	C135	C180	C225	C270	C315	g	F zone	F total	%lum,lamp
10	389.2	388.6	389.6	388.8	390.3	390.5	389.9	389.7	0- 10	37.42	37.42	3.16,3.16
20	372.7	371.9	372.5	371.9	374.8	375.2	375.1	374.7	10- 20	108.2	145.6	12.3,12.3
30	344.6	343.0	343.3	342.6	346.3	347.5	348.4	347.1	20- 30	166.4	312.1	26.4,26.4
40	303.2	300.9	300.5	299.3	303.2	306.2	307.3	306.9	30- 40	203.9	515.9	43.6,43.6
50	249.7	246.3	244.5	242.8	246.3	251.2	254.4	254.1	40- 50	213.9	729.8	61.6,61.6
60	186.8	182.7	179.0	176.7	180.3	186.4	190.2	191.0	50- 60	194.0	923.8	78,78
70	118.4	114.1	109.9	106.7	109.9	116.5	121.3	122.3	60- 70	148.1	1072	90.5,90.5
80	53.39	49.42	44.19	42.11	44.53	50.41	53.39	55.44	70- 80	85.94	1158	97.8,97.8
90	2.482	0.1005	0.1039	0.1168	0.1040	0.1131	0.1169	0.3295	80- 90	21.94	1180	99.6,99.6
100	0.1686	0.2011	0.2663	0.2464	0.2987	0.2464	0.2138	0.2334	90-100	0.1815	1180	99.7,99.7
110	0.3696	0.4214	0.4934	0.4798	0.5192	0.4669	0.4282	0.4507	100-110	0.3614	1180	99.7,99.7
120	0.5905	0.6452	0.7401	0.7196	0.7335	0.7004	0.6682	0.6809	110-120	0.5645	1181	99.7,99.7
130	0.7914	0.8363	0.9865	0.9239	0.9541	0.9143	0.9277	0.8786	120-130	0.7117	1182	99.8,99.8
140	0.9382	0.9564	1.154	1.037	1.091	1.053	1.084	1.008	130-140	0.7492	1182	99.9,99.9
150	1.064	1.073	1.149	1.155	1.197	1.164	1.149	1.138	140-150	0.6765	1183	99.9,99.9
160	1.148	1.255	1.272	1.336	1.279	1.323	1.220	1.287	150-160	0.5564	1184	100,100
170	1.311	1.280	1.369	1.333	1.376	1.353	1.262	1.377	160-170	0.3706	1184	100,100
180	1.382	1.381	1.428	1.378	1.402	1.310	1.285	1.381	170-180	0.1288	1184	100,100
DEG	LUMINOUS INTENSITY:cd									UNIT:lm		

C Range: 0 - 360DEG  
 C Interval: 30.0DEG  
 Test Speed: HIGH  
 Temperature:25.3DEG  
 Operators:  
 Test Date:2022-09-01

g Range: 0 - 180DEG  
 g Interval: 1.0DEG  
 Test System:EVERFINE GO-2000B\_V1 SYSTEM V2.00.426  
 Humidity:65.0%  
 Test Distance:8.700m [K=1.1034]  
 Remarks:

LUMINANCE LIMITATION CURVES

Test:U:120.07V I:0.1288A P:15.300W PF:0.9890 Freq:60.00Hz Lamp Flux:1184.07x1 lm		
NAME:	TYPE:	WEIGHT:
SPEC.:	DIM.:	SERIAL No.:
MFR.: ASD LIGHTING CORP	SUR.: $\phi 0.1$	Shielding Angle:



LUMINANCE cd/(m2)		
G(DEG)	C0/180	C90/270
85	29861	17814
80	38413	31791
75	40960	36971
70	43237	40158
65	45232	42725
60	46690	44734
55	47701	46330
50	48547	47510
45	49019	48409

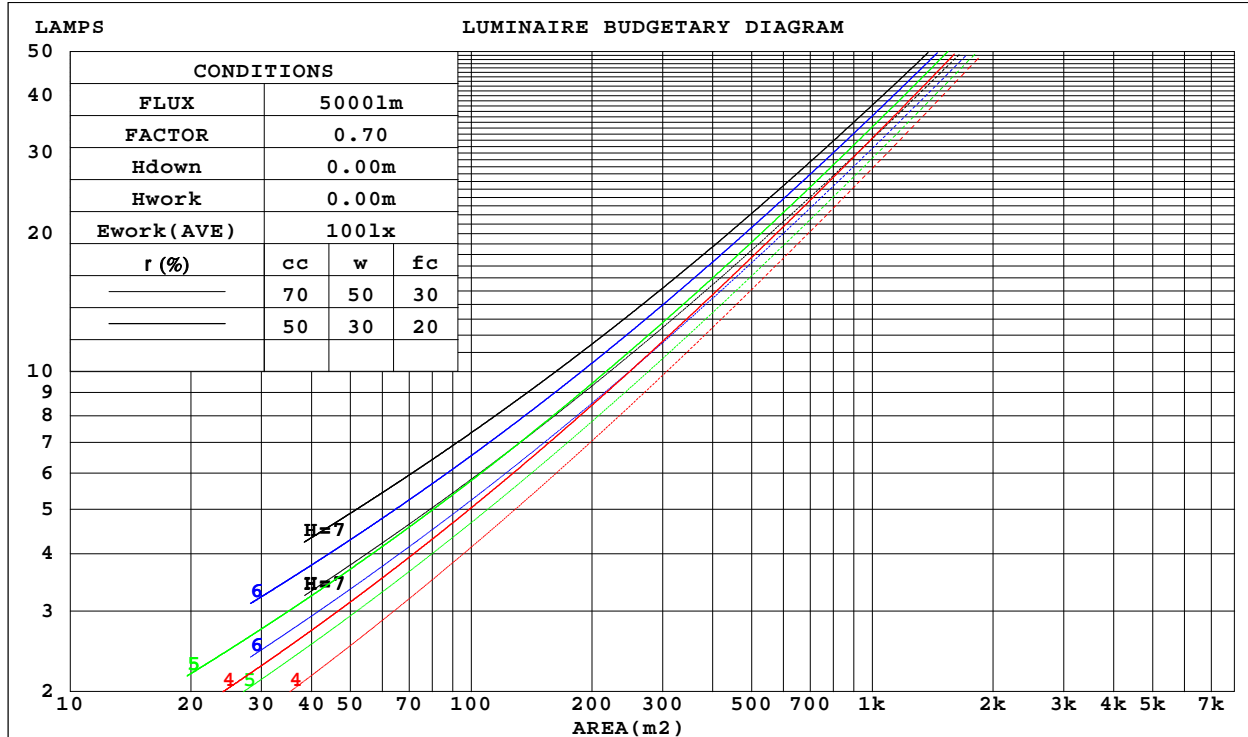
C Range: 0 - 360DEG  
 C Interval: 30.0DEG  
 Test Speed: HIGH  
 Temperature: 25.3DEG  
 Operators:  
 Test Date: 2022-09-01

g Range: 0 - 180DEG  
 g Interval: 1.0DEG  
 Test System: EVERFINE GO-2000B\_V1 SYSTEM V2.00.426  
 Humidity: 65.0%  
 Test Distance: 8.700m [K=1.1034]  
 Remarks:

CU AND LUMINAIRE BUDGETARY ESTIMATE DIAGRAM

Test:U:120.07V I:0.1288A P:15.300W PF:0.9890 Freq:60.00Hz Lamp Flux:1184.07x1 lm		
NAME:	TYPE:	WEIGHT:
SPEC.:	DIM.:	SERIAL No.:
MFR.: ASD LIGHTING CORP	SUR.: $\phi 0.1$	Shielding Angle:

r cc	80%			70%			50%			30%			10%			0
r w	50%	30%	10%	50%	30%	10%	50%	30%	10%	50%	30%	10%	50%	30%	10%	0
r fc	20%			20%			20%			20%			20%			0
RCR	RCR:Room Cavity Ratio						Coefficients of Utilization(CU)									
0.0	1.19	1.19	1.19	1.16	1.16	1.16	1.11	1.11	1.11	1.06	1.06	1.06	1.02	1.02	1.02	.00
1.0	1.04	.99	.95	1.01	.97	.94	.97	.94	.91	.93	.90	.88	.89	.87	.85	.83
2.0	.90	.83	.77	.88	.82	.76	.85	.79	.75	.81	.77	.73	.78	.74	.71	.69
3.0	.79	.71	.64	.77	.70	.63	.74	.68	.62	.71	.66	.61	.69	.64	.60	.58
4.0	.70	.61	.54	.68	.60	.54	.66	.59	.53	.63	.57	.52	.61	.56	.51	.49
5.0	.62	.53	.46	.61	.53	.46	.59	.51	.46	.57	.50	.45	.55	.49	.45	.42
6.0	.56	.47	.40	.55	.46	.40	.53	.46	.40	.51	.45	.39	.50	.44	.39	.37
7.0	.51	.42	.36	.50	.41	.35	.48	.41	.35	.47	.40	.35	.45	.39	.35	.33
8.0	.46	.38	.32	.45	.37	.32	.44	.37	.31	.43	.36	.31	.42	.35	.31	.29
9.0	.42	.34	.28	.42	.34	.28	.41	.33	.28	.39	.33	.28	.38	.32	.28	.26
10.0	.39	.31	.26	.38	.31	.26	.37	.30	.26	.36	.30	.25	.36	.30	.25	.23



C Range: 0 - 360DEG  
 C Interval: 30.0DEG  
 Test Speed: HIGH  
 Temperature:25.3DEG  
 Operators:  
 Test Date:2022-09-01

g Range: 0 - 180DEG  
 g Interval: 1.0DEG  
 Test System:EVERFINE GO-2000B\_V1 SYSTEM V2.00.426  
 Humidity:65.0%  
 Test Distance:8.700m [K=1.1034]  
 Remarks:

WEC AND CCEC

Test:U:120.07V I:0.1288A P:15.300W PF:0.9890 Freq:60.00Hz Lamp Flux:1184.07x1 lm		
NAME:	TYPE:	WEIGHT:
SPEC.:	DIM.:	SERIAL No.:
MFR.: ASD LIGHTING CORP	SUR.: φ0.1	Shielding Angle:

r cc	80%			70%			50%			30%			10%			0
r w	50%	30%	10%	50%	30%	10%	50%	30%	10%	50%	30%	10%	50%	30%	10%	0
r fc	20%			20%			20%			20%			20%			0
RCR	RCR:Room Cavity Ratio						Wall Exitance Coefficients(WEC)									
0.0																
1.0	.312	.178	.056	.305	.174	.055	.291	.167	.053	.279	.161	.052	.268	.155	.050	
2.0	.294	.161	.049	.288	.158	.049	.276	.153	.048	.265	.149	.046	.255	.144	.045	
3.0	.272	.145	.043	.266	.143	.043	.256	.139	.042	.246	.135	.041	.237	.131	.041	
4.0	.251	.130	.038	.246	.129	.038	.237	.125	.037	.228	.122	.037	.220	.119	.036	
5.0	.232	.118	.034	.227	.117	.034	.219	.114	.034	.211	.112	.033	.204	.109	.033	
6.0	.215	.108	.031	.211	.107	.031	.204	.104	.030	.197	.102	.030	.190	.100	.030	
7.0	.200	.099	.028	.196	.098	.028	.190	.096	.028	.184	.094	.027	.178	.092	.027	
8.0	.187	.091	.026	.184	.090	.026	.178	.089	.025	.172	.087	.025	.167	.086	.025	
9.0	.175	.085	.024	.172	.084	.024	.167	.082	.023	.162	.081	.023	.157	.080	.023	
10.0	.164	.079	.022	.162	.078	.022	.157	.077	.022	.153	.076	.022	.148	.075	.021	

r cc	80%			70%			50%			30%			10%			0
r w	50%	30%	10%	50%	30%	10%	50%	30%	10%	50%	30%	10%	50%	30%	10%	0
r fc	20%			20%			20%			20%			20%			0
RCR	RCR:Room Cavity Ratio						Ceiling Cavity Exitance Coefficients(CCEC)									
0.0	.193	.193	.193	.165	.165	.165	.113	.113	.113	.065	.065	.065	.021	.021	.021	
1.0	.183	.159	.137	.157	.136	.118	.107	.094	.082	.062	.054	.047	.020	.017	.015	
2.0	.175	.135	.101	.150	.116	.087	.103	.080	.061	.059	.047	.036	.019	.015	.012	
3.0	.168	.117	.077	.144	.101	.067	.099	.070	.047	.057	.041	.028	.018	.013	.009	
4.0	.160	.104	.061	.137	.090	.053	.094	.063	.037	.055	.037	.022	.018	.012	.007	
5.0	.153	.093	.050	.131	.081	.043	.090	.057	.031	.052	.033	.018	.017	.011	.006	
6.0	.146	.085	.042	.125	.074	.036	.086	.052	.026	.050	.030	.015	.016	.010	.005	
7.0	.139	.078	.036	.119	.068	.031	.082	.048	.022	.048	.028	.013	.015	.009	.004	
8.0	.132	.072	.031	.114	.063	.027	.079	.044	.019	.046	.026	.012	.015	.009	.004	
9.0	.126	.068	.028	.109	.059	.024	.075	.041	.017	.044	.024	.010	.014	.008	.003	
10.0	.120	.063	.025	.104	.055	.022	.072	.039	.016	.042	.023	.009	.014	.008	.003	

C Range: 0 - 360DEG  
 C Interval: 30.0DEG  
 Test Speed: HIGH  
 Temperature:25.3DEG  
 Operators:  
 Test Date:2022-09-01

g Range: 0 - 180DEG  
 g Interval: 1.0DEG  
 Test System:EVERFINE GO-2000B\_V1 SYSTEM V2.00.426  
 Humidity:65.0%  
 Test Distance:8.700m [K=1.1034]  
 Remarks:

UGR(Unified Glare Rating) Table

Test:U:120.07V I:0.1288A P:15.300W PF:0.9890 Freq:60.00Hz Lamp Flux:1184.07x1 lm										
NAME:			TYPE:			WEIGHT:				
SPEC.:			DIM.:			SERIAL No.:				
MFR.: ASD LIGHTING CORP			SUR.: φ0.1			Shielding Angle:				
ceiling/cavity	0.7	0.7	0.5	0.5	0.3	0.7	0.7	0.5	0.5	0.3
walls	0.5	0.3	0.5	0.3	0.3	0.5	0.3	0.5	0.3	0.3
working plane	0.2	0.2	0.2	0.2	0.2	0.2	0.2	0.2	0.2	0.2
Room dimensions	Viewed crosswise					Viewed endwise				
x = 2H y = 2H	25.6	27.3	26.0	27.6	27.9	25.3	27.0	25.7	27.3	27.6
3H	27.5	29.0	27.9	29.3	29.7	27.1	28.6	27.5	28.9	29.3
4H	28.2	29.6	28.6	30.0	30.4	27.8	29.2	28.2	29.5	29.9
6H	28.8	30.1	29.2	30.4	30.8	28.2	29.5	28.6	29.9	30.3
8H	29.0	30.2	29.4	30.6	31.0	28.3	29.6	28.8	30.0	30.4
12H	29.1	30.3	29.5	30.6	31.1	28.4	29.6	28.8	30.0	30.4
4H 2H	26.2	27.7	26.7	28.0	28.4	25.9	27.4	26.4	27.7	28.1
3H	28.3	29.5	28.8	29.9	30.3	27.9	29.1	28.3	29.5	29.9
4H	29.2	30.3	29.6	30.7	31.1	28.7	29.8	29.1	30.2	30.6
6H	29.9	30.8	30.4	31.3	31.7	29.3	30.2	29.7	30.7	31.1
8H	30.1	31.0	30.6	31.5	31.9	29.4	30.3	29.9	30.7	31.2
12H	30.3	31.1	30.8	31.6	32.0	29.5	30.3	30.0	30.8	31.2
8H 4H	29.5	30.4	30.0	30.8	31.3	29.0	29.8	29.4	30.3	30.8
6H	30.3	31.1	30.8	31.6	32.0	29.7	30.4	30.2	30.9	31.4
8H	30.7	31.3	31.2	31.8	32.3	29.9	30.5	30.4	31.0	31.5
12H	30.9	31.5	31.4	32.0	32.5	30.0	30.5	30.5	31.0	31.6
12H 4H	29.5	30.3	30.0	30.8	31.3	29.0	29.8	29.5	30.3	30.7
6H	30.4	31.1	30.9	31.5	32.1	29.7	30.4	30.2	30.8	31.4
8H	30.8	31.4	31.3	31.8	32.4	29.9	30.5	30.5	31.0	31.6
CIE190: 2010										

CIE190: 2010  
Area: 0.008 m2

C Range: 0 - 360DEG  
C Interval: 30.0DEG  
Test Speed: HIGH  
Temperature:25.3DEG  
Operators:  
Test Date:2022-09-01

g Range: 0 - 180DEG  
g Interval: 1.0DEG  
Test System:EVERFINE GO-2000B\_V1 SYSTEM V2.00.426  
Humidity:65.0%  
Test Distance:8.700m [K=1.1034]  
Remarks:

## UTILIZATION FACTORS TABLE

Test:U:120.07V I:0.1288A P:15.300W PF:0.9890 Freq:60.00Hz Lamp Flux:1184.07x1 lm		
NAME:	TYPE:	WEIGHT:
SPEC.:	DIM.:	SERIAL No.:
MFR.: ASD LIGHTING CORP	SUR.: $\phi 0.1$	Shielding Angle:

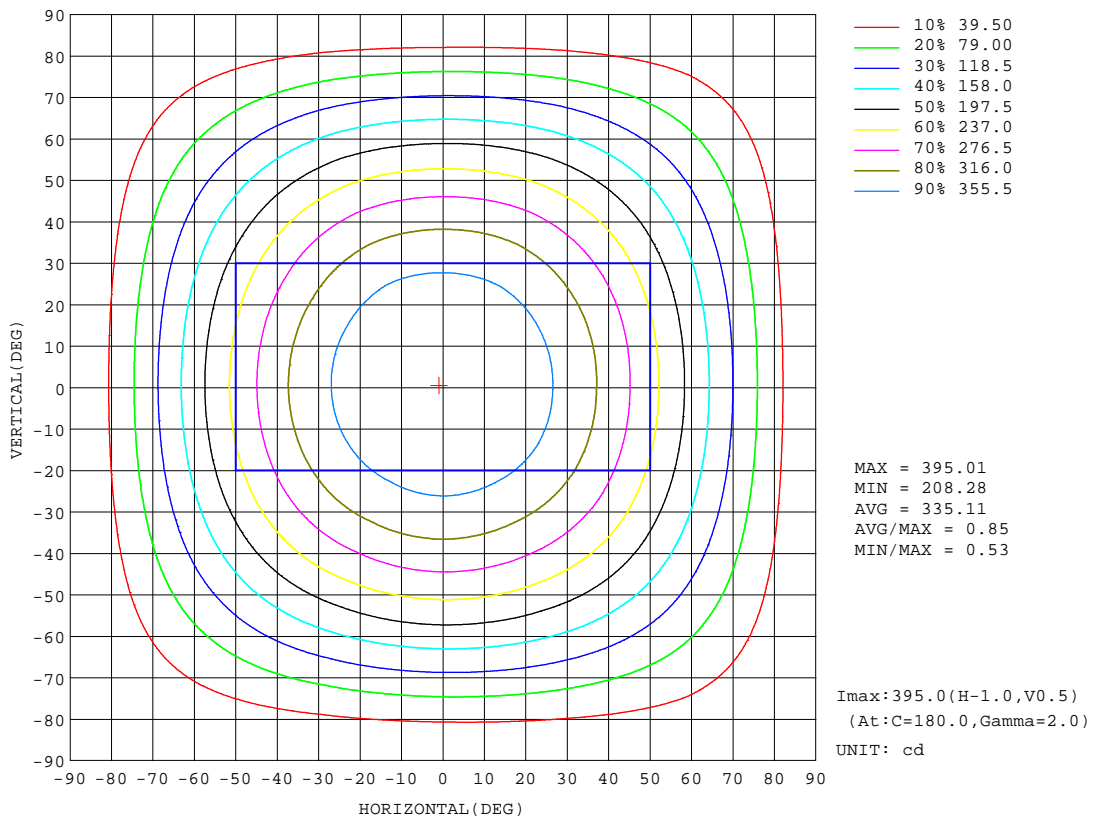
REFLECTANCE										
Ceiling	0.8	0.8	0.8	0.7	0.7	0.7	0.5	0.5	0.5	0
Walls	0.7	0.5	0.3	0.7	0.5	0.3	0.7	0.5	0.3	0
Working plane	0.2	0.2	0.2	0.2	0.2	0.2	0.2	0.2	0.2	0
ROOM INDEX	UTILIZATION FACTORS (PERCENT) $k(RI) \times RCR = 5$									
k = 0.60	57	45	38	56	45	38	55	44	38	31
0.80	67	55	48	66	55	48	64	54	47	40
1.00	75	64	57	74	64	57	72	65	56	49
1.25	83	72	65	81	71	64	78	70	63	56
1.50	88	78	71	86	77	70	83	75	69	61
2.00	95	86	79	93	85	79	89	82	77	69
2.50	99	91	85	96	89	84	93	87	82	73
3.00	102	95	89	100	93	88	96	90	86	77
4.00	106	100	96	104	98	94	99	95	91	82
5.00	108	104	99	106	102	98	101	98	95	85
ROOM INDEX	UF(total)									Direct
According to DIN EN 13032-2 2004			Suspended				SHRNOM = 1.25			

C Range: 0 - 360DEG  
C Interval: 30.0DEG  
Test Speed: HIGH  
Temperature: 25.3DEG  
Operators:  
Test Date: 2022-09-01

g Range: 0 - 180DEG  
g Interval: 1.0DEG  
Test System: EVERFINE GO-2000B\_V1 SYSTEM V2.00.426  
Humidity: 65.0%  
Test Distance: 8.700m [K=1.1034]  
Remarks:

ISOCANDELA DIAGRAM

Test:U:120.07V I:0.1288A P:15.300W PF:0.9890 Freq:60.00Hz Lamp Flux:1184.07x1 lm		
NAME:	TYPE:	WEIGHT:
SPEC.:	DIM.:	SERIAL No.:
MFR.: ASD LIGHTING CORP	SUR.: $\phi 0.1$	Shielding Angle:



C Range: 0 - 360DEG  
 C Interval: 30.0DEG  
 Test Speed: HIGH  
 Temperature:25.3DEG  
 Operators:  
 Test Date:2022-09-01

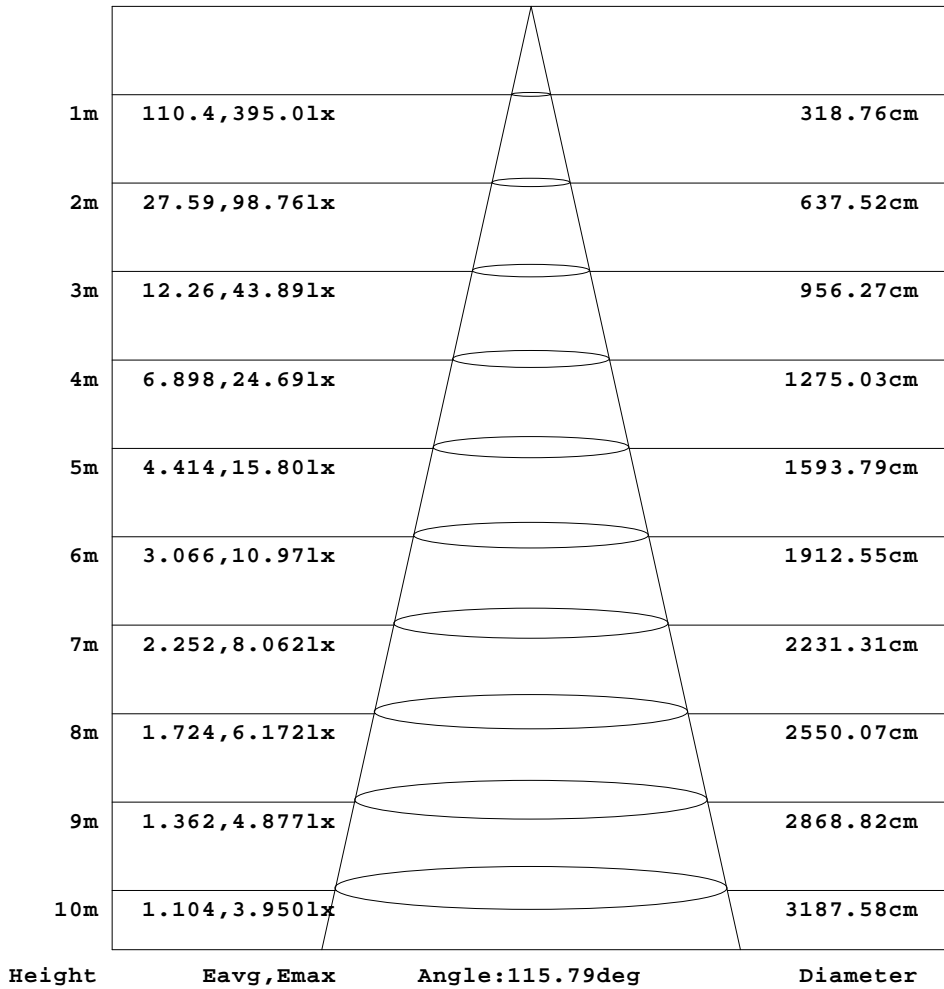
g Range: 0 - 180DEG  
 g Interval: 1.0DEG  
 Test System:EVERFINE GO-2000B\_V1 SYSTEM V2.00.426  
 Humidity:65.0%  
 Test Distance:8.700m [K=1.1034]  
 Remarks:



AAI Figure

Test:U:120.07V I:0.1288A P:15.300W PF:0.9890 Freq:60.00Hz Lamp Flux:1184.07x1 lm		
NAME:	TYPE:	WEIGHT:
SPEC.:	DIM.:	SERIAL No.:
MFR.: ASD LIGHTING CORP	SUR.: $\phi$ 0.1	Shielding Angle:

Flux out:888.0 lm



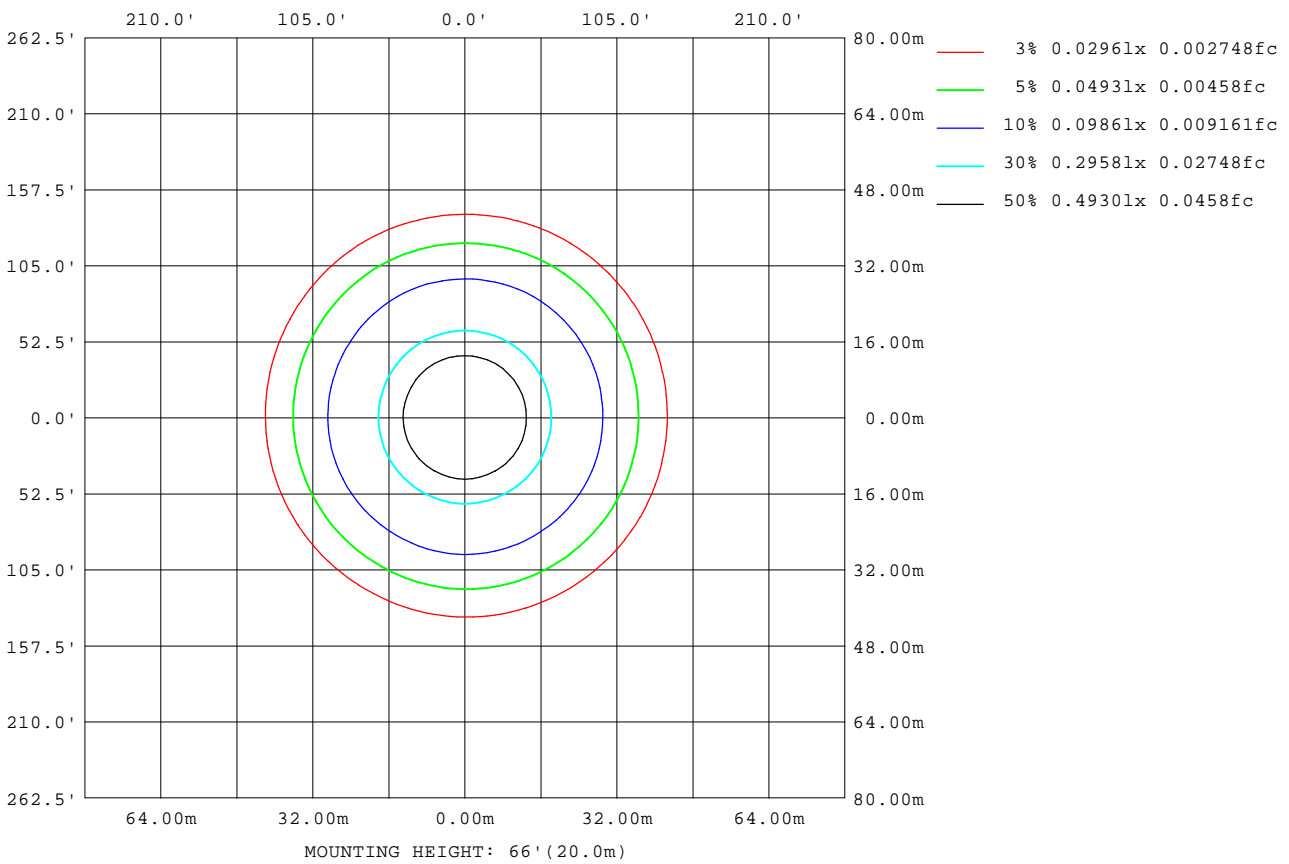
Note:The Curves indicate the illuminated area and the average illumination when the luminaire is at different distance.

C Range: 0 - 360DEG  
 C Interval: 30.0DEG  
 Test Speed: HIGH  
 Temperature:25.3DEG  
 Operators:  
 Test Date:2022-09-01

g Range: 0 - 180DEG  
 g Interval: 1.0DEG  
 Test System:EVERFINE GO-2000B\_V1 SYSTEM V2.00.426  
 Humidity:65.0%  
 Test Distance:8.700m [K=1.1034]  
 Remarks:

ISOLUX DIAGRAM

Test:U:120.07V I:0.1288A P:15.300W PF:0.9890 Freq:60.00Hz Lamp Flux:1184.07x1 lm		
NAME:	TYPE:	WEIGHT:
SPEC.:	DIM.:	SERIAL No.:
MFR.: ASD LIGHTING CORP	SUR.: $\phi 0.1$	Shielding Angle:



C Range: 0 - 360DEG  
 C Interval: 30.0DEG  
 Test Speed: HIGH  
 Temperature: 25.3DEG  
 Operators:  
 Test Date: 2022-09-01

g Range: 0 - 180DEG  
 g Interval: 1.0DEG  
 Test System: EVERFINE GO-2000B\_V1 SYSTEM V2.00.426  
 Humidity: 65.0%  
 Test Distance: 8.700m [K=1.1034]  
 Remarks:

## LED Avg.L Report

Test:U:120.07V I:0.1288A P:15.300W PF:0.9890 Freq:60.00Hz Lamp Flux:1184.07x1 lm		
NAME:	TYPE:	WEIGHT:
SPEC.:	DIM.:	SERIAL No.:
MFR.: ASD LIGHTING CORP	SUR.: $\phi 0.1$	Shielding Angle:

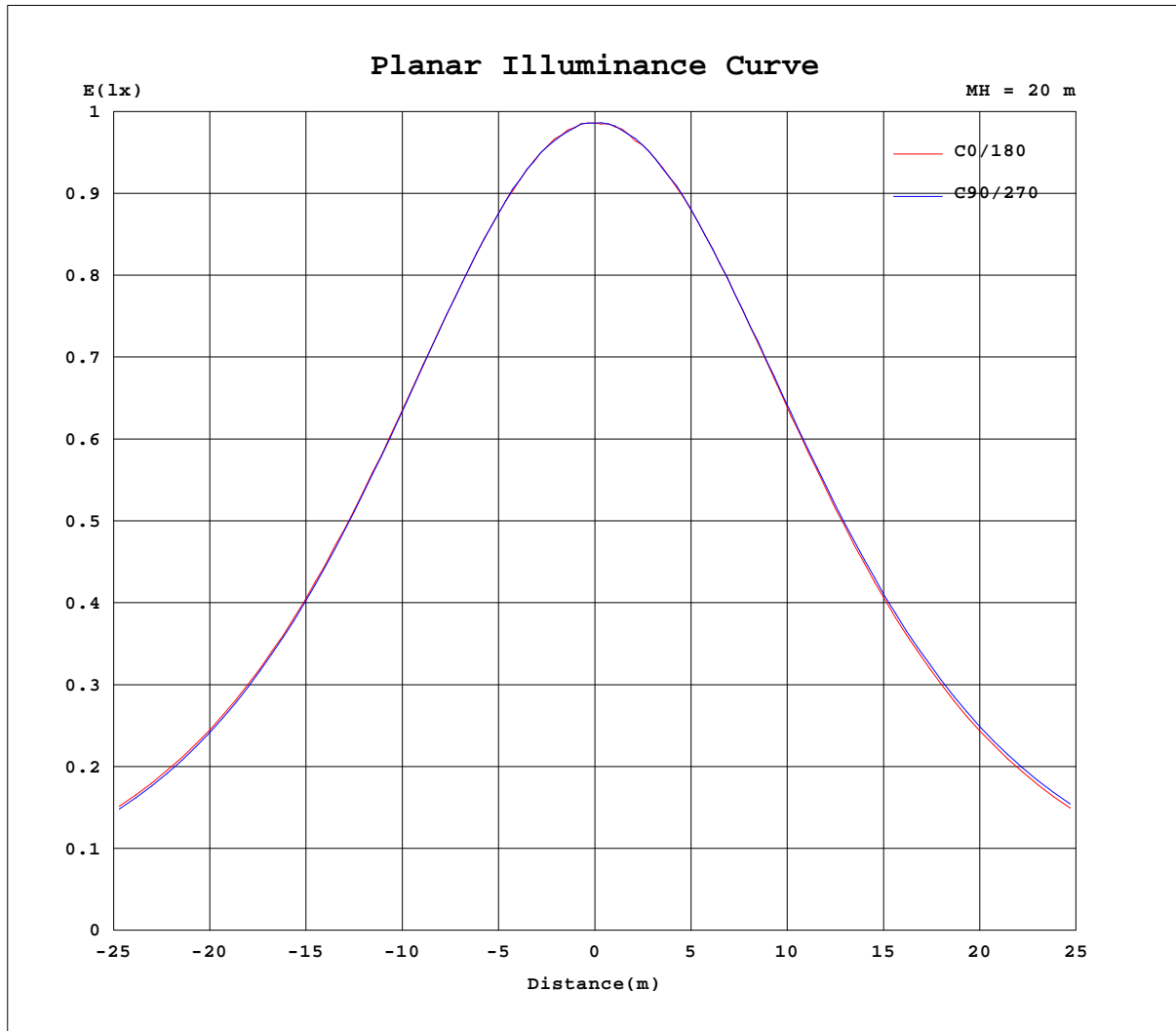
AvgL	cd/m2
L_0~180(65)av	44082
L_0~180(75)av	38818
L_0~180(85)av	26349
L_90~270(65)av	44436
L_90~270(75)av	39539
L_90~270(85)av	23307
L_45(65)av	44305
L_45(75)av	39199
L_45(85)av	27319

Standard: GB/T 29293-2012

C Range: 0 - 360DEG  
C Interval: 30.0DEG  
Test Speed: HIGH  
Temperature:25.3DEG  
Operators:  
Test Date:2022-09-01

g Range: 0 - 180DEG  
g Interval: 1.0DEG  
Test System:EVERFINE GO-2000B\_V1 SYSTEM V2.00.426  
Humidity:65.0%  
Test Distance:8.700m [K=1.1034]  
Remarks:

Planar Illuminance Curve



C Range: 0 - 360DEG  
 C Interval: 30.0DEG  
 Test Speed: HIGH  
 Temperature: 25.3DEG  
 Operators:  
 Test Date: 2022-09-01

g Range: 0 - 180DEG  
 g Interval: 1.0DEG  
 Test System: EVERFINE GO-2000B\_V1 SYSTEM V2.00.426  
 Humidity: 65.0%  
 Test Distance: 8.700m [K=1.1034]  
 Remarks:

LUMINOUS DISTRIBUTION INTENSITY DATA

Test:U:120.07V I:0.1288A P:15.300W PF:0.9890 Freq:60.00Hz Lamp Flux:1184.07x1 lm		
NAME:	TYPE:	WEIGHT:
SPEC.:	DIM.:	SERIAL No.:
MFR.: ASD LIGHTING CORP	SUR.: φ0.1	Shielding Angle:

Table--1

UNIT: cd

C(DEG) g (DEG)	0	30	60	90	120	150	180	210	240	270	300	330						
0	395	395	395	395	395	395	395	395	395	395	395	395						
5	393	394	392	393	392	393	394	393	394	394	393	393						
10	389	389	389	390	388	389	390	390	391	390	389	390						
15	382	383	381	382	380	383	384	384	386	384	385	383						
20	373	373	371	372	371	373	375	374	376	375	375	374						
25	360	360	358	359	358	360	362	362	365	364	364	361						
30	345	344	342	343	341	344	346	346	349	348	348	346						
35	325	325	322	324	321	324	327	327	331	330	330	328						
40	303	302	300	301	298	301	303	304	308	307	309	305						
45	277	277	273	274	271	274	276	277	283	282	283	281						
50	250	248	244	244	241	244	246	248	254	254	255	253						
55	219	217	213	213	209	212	214	217	223	223	225	222						
60	187	185	181	179	176	177	180	184	189	190	192	190						
65	153	150	147	145	141	142	145	149	155	156	158	156						
70	118	116	112	110	106	107	110	114	119	121	123	122						
75	84.8	82.8	79.0	76.6	73.0	73.4	75.9	79.6	85.3	87.1	88.6	87.5						
80	53.4	51.7	47.1	44.2	41.5	42.7	44.5	48.2	52.6	53.4	55.3	55.6						
85	20.8	22.8	16.0	12.4	11.3	15.0	15.9	17.9	20.1	20.1	23.0	24.8						
90	2.48	0.10	0.10	0.10	0.12	0.12	0.10	0.13	0.10	0.12	0.09	0.57						
95	0.08	0.14	0.10	0.18	0.14	0.19	0.19	0.13	0.16	0.14	0.16	0.15						
100	0.17	0.23	0.17	0.27	0.22	0.27	0.30	0.22	0.27	0.21	0.25	0.21						
105	0.27	0.33	0.29	0.40	0.34	0.38	0.40	0.34	0.37	0.31	0.36	0.32						
110	0.37	0.43	0.41	0.49	0.47	0.49	0.52	0.45	0.49	0.43	0.47	0.43						
115	0.49	0.55	0.52	0.62	0.61	0.61	0.63	0.56	0.60	0.56	0.60	0.55						
120	0.59	0.67	0.62	0.74	0.73	0.71	0.73	0.67	0.73	0.67	0.72	0.64						
125	0.70	0.78	0.73	0.88	0.81	0.82	0.85	0.78	0.84	0.81	0.85	0.75						
130	0.79	0.86	0.81	0.99	0.91	0.94	0.95	0.90	0.93	0.93	0.91	0.84						
135	0.88	0.91	0.88	1.07	1.00	0.97	1.05	0.99	1.01	1.01	0.98	0.93						
140	0.94	0.97	0.95	1.15	1.08	1.00	1.09	1.01	1.09	1.08	1.04	0.97						
145	0.99	1.04	0.99	1.13	1.10	1.08	1.11	1.07	1.11	1.14	1.10	1.06						
150	1.06	1.10	1.05	1.15	1.13	1.18	1.20	1.18	1.15	1.15	1.14	1.14						
155	1.11	1.16	1.14	1.22	1.31	1.21	1.24	1.26	1.28	1.17	1.22	1.19						
160	1.15	1.23	1.28	1.27	1.45	1.23	1.28	1.29	1.36	1.22	1.34	1.23						
165	1.20	1.26	1.25	1.36	1.44	1.27	1.36	1.32	1.40	1.25	1.39	1.30						
170	1.31	1.27	1.29	1.37	1.35	1.32	1.38	1.33	1.38	1.26	1.39	1.36						
175	1.32	1.32	1.34	1.41	1.37	1.35	1.40	1.33	1.39	1.28	1.41	1.38						
180	1.38	1.36	1.40	1.43	1.41	1.34	1.40	1.31	1.31	1.28	1.35	1.41						

C Range: 0 - 360DEG  
 C Interval: 30.0DEG  
 Test Speed: HIGH  
 Temperature:25.3DEG  
 Operators:  
 Test Date:2022-09-01

g Range: 0 - 180DEG  
 g Interval: 1.0DEG  
 Test System:EVERFINE GO-2000B\_V1 SYSTEM V2.00.426  
 Humidity:65.0%  
 Test Distance:8.700m [K=1.1034]  
 Remarks: