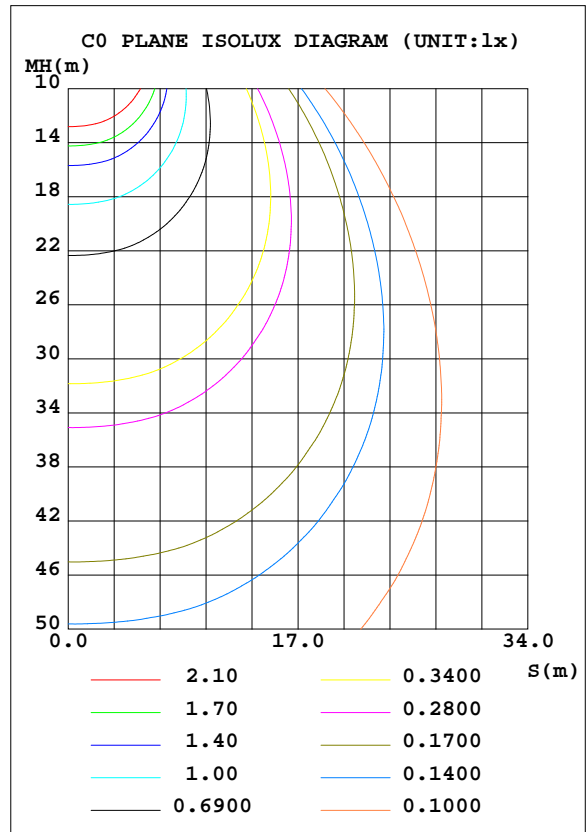
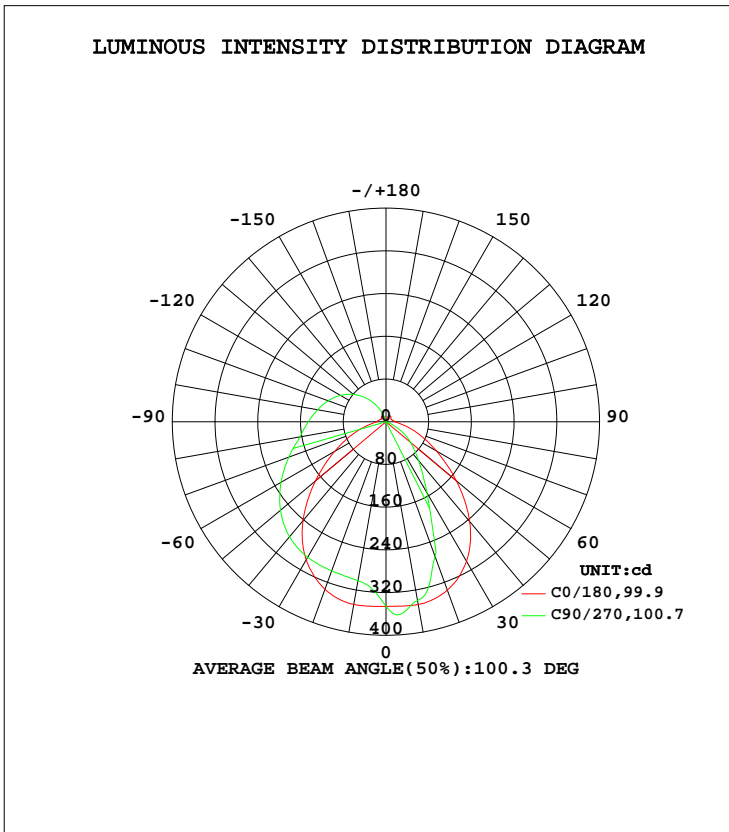


LUMINAIRE PHOTOMETRIC TEST REPORT

Test:U:120.1V I:0.2036A P:23.89W PF:0.9773 Lamp Flux:1207.17x1 lm		
NAME: LED luminaires	TYPE:N/A	WEIGHT:N/A
SPEC.:ASD-LVF24M-4D23CC-BK 5000K	DIM.: N/A	SERIAL No.:N/A
MFR.: ASD Lighting corp	SUR.:N/A	Shielding Angle:N/A

DATA OF LAMP		PHOTOMETRIC DATA Eff: 50.53 lm/W			
MODEL	PSZ2GH221125003-10	I _{max} (cd)	364.6	S/MH(C0/180)	1.28
NOMINAL POWER(W)		LOR(%)	100.0	S/MH(C90/270)	0.86
RATED VOLTAGE(V)	120	TOTAL FLUX(lm)	1207.2	η UP, DN(C0-180)	17.7,55.3
NOMINAL FLUX(lm)	1207.17	CIE CLASS	SEMI-D.	η UP, DN(C180-360)	0.9,26.1
LAMPS INSIDE	1	η up(%)	18.7	CIBSE SHR NOM	1.25
TEST VOLTAGE(V)	120	η down(%)	81.3	CIBSE SHR MAX	1.30



C Range: 0 - 360DEG
 C Interval: 22.5DEG
 Test Speed: HIGH
 Temperature:25.1DEG
 Operators:Evan
 Test Date:2022-11-29

γ Range: 0 - 180DEG
 γ Interval: 1.0DEG
 Test System:EVERFINE GO-R5000_V2 SYSTEM V2.0.351
 Humidity:42%
 Test Distance:2.532m [K=1.0000]
 Remarks:

ZONAL FLUX DIAGRAM

ZONAL FLUX DIAGRAM:

γ	C0	C45	C90	C135	C180	C225	C270	C315	γ	Φ zone	Φ total	%lum, %lamp
10	347.4	309.5	302.1	308.2	347.5	352.3	339.9	351.5	0- 10	32.29	32.29	2.67,2.67
20	334.0	302.2	297.3	301.5	335.7	320.2	268.6	319.4	10- 20	90.86	123.1	10.2,10.2
30	298.6	293.3	293.2	293.2	301.5	242.9	153.4	242.7	20- 30	131.7	254.8	21.1,21.1
40	241.9	279.5	281.1	278.9	243.7	146.7	95.38	147.2	30- 40	150.1	404.9	33.5,33.5
50	172.6	259.0	257.9	258.0	172.1	88.90	60.03	88.79	40- 50	152.1	557.0	46.1,46.1
60	111.0	231.8	227.0	230.7	108.7	52.64	28.35	52.29	50- 60	139.3	696.3	57.7,57.7
70	64.24	200.7	193.5	199.6	63.41	18.64	2.433	18.19	60- 70	117.1	813.4	67.4,67.4
80	31.83	168.8	163.6	168.2	31.50	2.601	0.2111	2.194	70- 80	92.95	906.4	75.1,75.1
90	17.23	146.4	145.5	145.5	16.64	1.567	0.3030	1.364	80- 90	75.61	982.0	81.3,81.3
100	14.40	126.7	130.2	126.3	13.84	0.9188	0.3819	0.6668	90-100	64.04	1046	86.7,86.7
110	12.09	107.1	115.3	107.4	11.72	0.5502	0.3061	0.4099	100-110	53.15	1099	91.1,91.1
120	10.22	87.13	98.88	87.99	10.58	0.1868	0.2451	0.2049	110-120	41.72	1141	94.5,94.5
130	11.69	66.23	79.82	67.61	12.45	0.1915	0.2064	0.2117	120-130	30.38	1171	97,97
140	12.89	44.32	57.66	45.93	13.47	0.2825	0.2085	0.2339	130-140	19.64	1191	98.7,98.7
150	13.18	22.81	34.22	24.52	13.60	1.316	0.2396	0.4901	140-150	10.66	1202	99.5,99.5
160	9.485	5.855	11.30	6.925	9.473	3.451	0.3580	0.6768	150-160	4.520	1206	99.9,99.9
170	1.942	2.100	1.007	2.426	2.282	1.624	0.3850	0.6564	160-170	0.9932	1207	100,100
180	0.8114	0.7976	0.8318	0.5500	0.8053	0.8083	0.8328	0.6159	170-180	0.0952	1207	100,100
DEG	LUMINOUS INTENSITY:cd									UNIT:lm		

Conical surface Flux(90deg): 481.72 lm

%lum = 39.9%
%lamp = 39.9%

Conical surface Flux(120deg): 696.3 lm

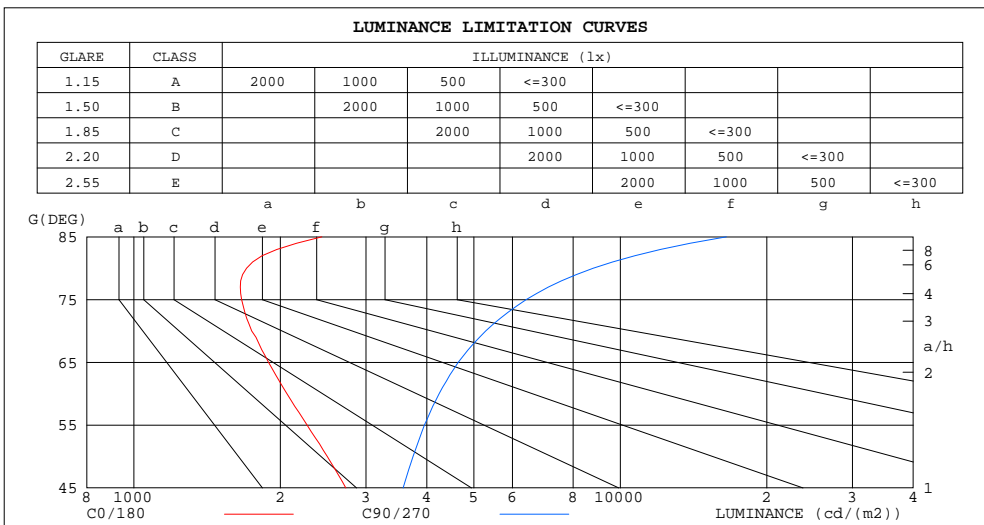
%lum = 57.7%
%lamp = 57.7%

C Range: 0 - 360DEG
C Interval: 22.5DEG
Test Speed: HIGH
Temperature:25.1DEG
Operators:Evan
Test Date:2022-11-29

γ Range: 0 - 180DEG
γ Interval: 1.0DEG
Test System:EVERFINE GO-R5000_V2 SYSTEM V2.0.351
Humidity:42%
Test Distance:2.532m [K=1.0000]
Remarks:

LUMINANCE LIMITATION CURVES

Test:U:120.1V I:0.2036A P:23.89W PF:0.9773 Lamp Flux:1207.17x1 lm		
NAME: LED luminaires	TYPE:N/A	WEIGHT:N/A
SPEC.:ASD-LVF24M-4D23CC-BK 5000K	DIM.: N/A	SERIAL No.:N/A
MFR.:ASD Lighting corp	SUR.:N/A	Shielding Angle:N/A



LUMINANCE cd/(m2)		
G (DEG)	C0/180	C90/270
85	2435	16519
80	1705	8800
75	1666	6408
70	1747	5286
65	1891	4643
60	2064	4242
55	2270	3956
50	2497	3749
45	2727	3577

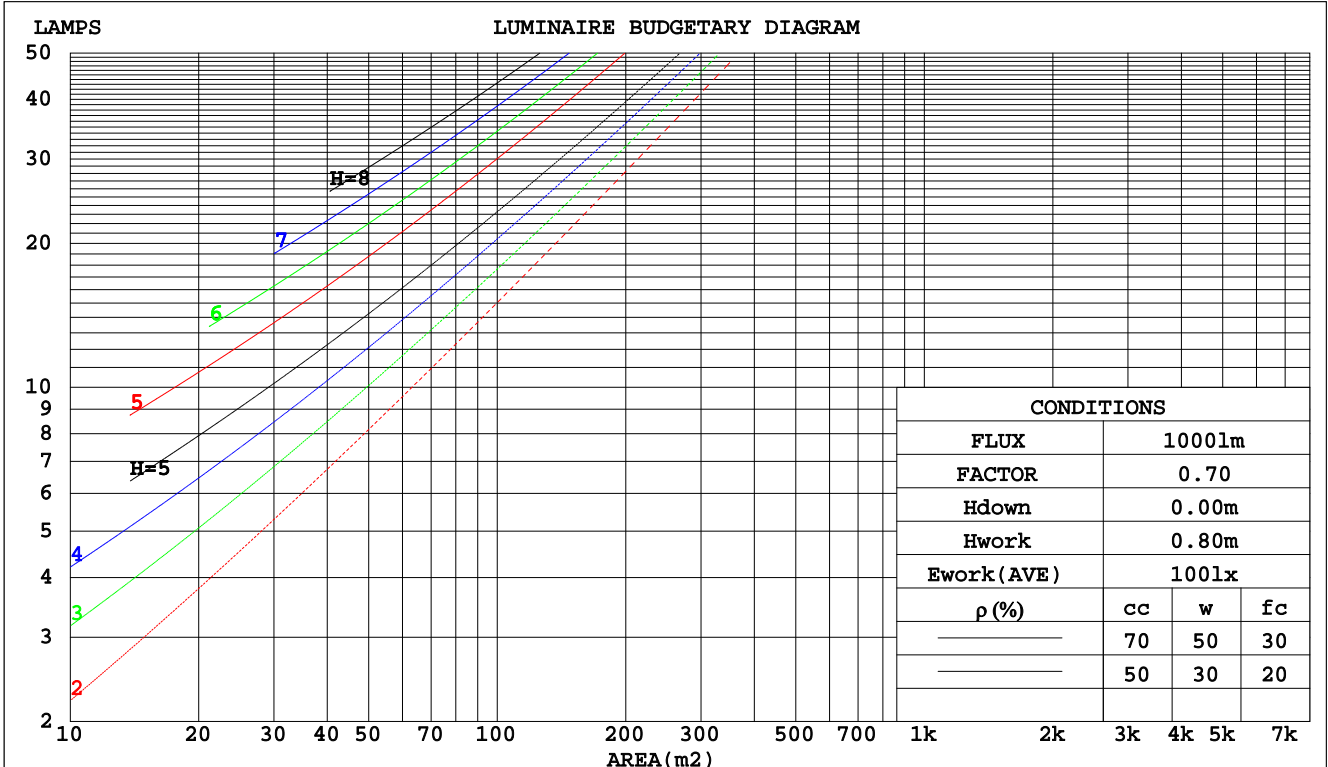
C Range: 0 - 360DEG
 C Interval: 22.5DEG
 Test Speed: HIGH
 Temperature:25.1DEG
 Operators:Evan
 Test Date:2022-11-29

γ Range: 0 - 180DEG
 γ Interval: 1.0DEG
 Test System:EVERFINE GO-R5000_V2 SYSTEM V2.0.351
 Humidity:42%
 Test Distance:2.532m [K=1.0000]
 Remarks:

CU AND LUMINAIRE BUDGETARY ESTIMATE DIAGRAM

Test:U:120.1V I:0.2036A P:23.89W PF:0.9773 Lamp Flux:1207.17x1 lm		
NAME: LED luminaires	TYPE:N/A	WEIGHT:N/A
SPEC.:ASD-LVF24M-4D23CC-BK 5000K	DIM.: N/A	SERIAL No.:N/A
MFR.: ASD Lighting corp	SUR.:N/A	Shielding Angle:N/A

pcc	80%			70%			50%			30%			10%			0
	50%	30%	10%	50%	30%	10%	50%	30%	10%	50%	30%	10%	50%	30%	10%	0
pw																0
pfc	20%			20%			20%			20%			20%			0
RCR	RCR:Room Cavity Ratio Coefficients of Utilization(CU)															
0.0	1.15	1.15	1.15	1.10	1.10	1.10	1.01	1.01	1.01	.92	.92	.92	.85	.85	.85	.81
1.0	.97	.92	.88	.93	.88	.84	.85	.82	.78	.78	.75	.73	.71	.69	.67	.64
2.0	.84	.76	.70	.80	.74	.68	.74	.68	.64	.68	.63	.59	.62	.58	.55	.52
3.0	.73	.65	.58	.70	.63	.56	.65	.58	.53	.59	.54	.50	.55	.50	.47	.44
4.0	.65	.56	.49	.62	.54	.48	.57	.50	.45	.53	.47	.42	.49	.44	.40	.37
5.0	.58	.49	.42	.56	.47	.41	.51	.44	.39	.48	.41	.37	.44	.39	.35	.32
6.0	.52	.43	.37	.50	.42	.36	.46	.39	.34	.43	.37	.32	.40	.35	.31	.28
7.0	.47	.38	.32	.46	.37	.32	.42	.35	.30	.39	.33	.29	.36	.31	.27	.25
8.0	.43	.35	.29	.42	.34	.28	.39	.32	.27	.36	.30	.26	.34	.28	.24	.22
9.0	.39	.31	.26	.38	.31	.25	.36	.29	.24	.33	.27	.23	.31	.26	.22	.20
10.0	.36	.29	.23	.35	.28	.23	.33	.26	.22	.31	.25	.21	.29	.24	.20	.18



C Range: 0 - 360DEG
 C Interval: 22.5DEG
 Test Speed: HIGH
 Temperature:25.1DEG
 Operators:Evan
 Test Date:2022-11-29

γ Range: 0 - 180DEG
 γ Interval: 1.0DEG
 Test System:EVERFINE GO-R5000_V2 SYSTEM V2.0.351
 Humidity:42%
 Test Distance:2.532m [K=1.0000]
 Remarks:

WEC AND CCEC

Test:U:120.1V I:0.2036A P:23.89W PF:0.9773 Lamp Flux:1207.17x1 lm		
NAME: LED luminaires	TYPE:N/A	WEIGHT:N/A
SPEC.:ASD-LVF24M-4D23CC-BK 5000K	DIM.: N/A	SERIAL No.:N/A
MFR.: ASD Lighting corp	SUR.:N/A	Shielding Angle:N/A

ρcc	80%			70%			50%			30%			10%			0
ρw	50%	30%	10%	50%	30%	10%	50%	30%	10%	50%	30%	10%	50%	30%	10%	0
ρfc	20%			20%			20%			20%			20%			0
RCR	RCR:Room Cavity Ratio						Wall Exitance Coefficients(WEC)									
0.0																
1.0	.356	.203	.064	.344	.196	.062	.320	.183	.059	.297	.172	.055	.277	.161	.052	
2.0	.312	.171	.052	.300	.166	.051	.279	.155	.048	.259	.145	.045	.240	.136	.043	
3.0	.279	.149	.045	.269	.144	.043	.249	.135	.041	.231	.127	.039	.214	.119	.037	
4.0	.253	.132	.039	.244	.128	.038	.226	.120	.036	.210	.113	.034	.194	.106	.032	
5.0	.231	.118	.034	.223	.114	.033	.207	.108	.032	.192	.101	.030	.178	.095	.029	
6.0	.213	.107	.031	.205	.104	.030	.190	.098	.028	.177	.092	.027	.164	.086	.026	
7.0	.197	.097	.028	.190	.095	.027	.177	.089	.026	.164	.084	.024	.152	.079	.023	
8.0	.183	.090	.025	.177	.087	.025	.164	.082	.023	.153	.077	.022	.142	.073	.021	
9.0	.171	.083	.023	.165	.081	.023	.154	.076	.022	.143	.072	.021	.133	.068	.020	
10.0	.161	.077	.021	.155	.075	.021	.145	.071	.020	.135	.067	.019	.125	.063	.018	

ρcc	80%			70%			50%			30%			10%			0
ρw	50%	30%	10%	50%	30%	10%	50%	30%	10%	50%	30%	10%	50%	30%	10%	0
ρfc	20%			20%			20%			20%			20%			0
RCR	RCR:Room Cavity Ratio						Ceiling Cavity Exitance Coefficients(CCEC)									
0.0	.333	.333	.333	.284	.284	.284	.194	.194	.194	.111	.111	.111	.036	.036	.036	
1.0	.327	.299	.274	.280	.257	.236	.191	.177	.163	.110	.102	.095	.035	.033	.031	
2.0	.319	.276	.240	.273	.238	.207	.187	.164	.145	.108	.096	.085	.035	.031	.028	
3.0	.311	.259	.218	.267	.224	.189	.183	.155	.133	.106	.091	.078	.034	.029	.026	
4.0	.304	.247	.203	.260	.213	.177	.179	.149	.124	.104	.087	.074	.033	.028	.024	
5.0	.296	.237	.193	.254	.205	.168	.175	.143	.119	.101	.084	.070	.033	.027	.023	
6.0	.289	.229	.186	.248	.198	.162	.171	.139	.115	.099	.082	.068	.032	.027	.022	
7.0	.282	.222	.180	.242	.193	.157	.167	.135	.111	.097	.080	.066	.031	.026	.022	
8.0	.275	.217	.176	.237	.188	.154	.164	.132	.109	.095	.078	.065	.031	.026	.022	
9.0	.269	.212	.173	.232	.184	.151	.161	.129	.107	.094	.076	.064	.030	.025	.021	
10.0	.264	.208	.170	.227	.180	.149	.158	.127	.106	.092	.075	.063	.030	.025	.021	

C Range: 0 - 360DEG
 C Interval: 22.5DEG
 Test Speed: HIGH
 Temperature:25.1DEG
 Operators:Evan
 Test Date:2022-11-29

γ Range: 0 - 180DEG
 γ Interval: 1.0DEG
 Test System:EVERFINE GO-R5000_V2 SYSTEM V2.0.351
 Humidity:42%
 Test Distance:2.532m [K=1.0000]
 Remarks:

UGR(Unified Glare Rating) Table

Test:U:120.1V I:0.2036A P:23.89W PF:0.9773 Lamp Flux:1207.17x1 lm										
NAME: LED luminaires					TYPE:N/A			WEIGHT:N/A		
SPEC.:ASD-LVF24M-4D23CC-BK 5000K					DIM.: N/A			SERIAL No.:N/A		
MFR.: ASD Lighting corp					SUR.:N/A			Shielding Angle:N/A		
ceiling/cavity	0.7	0.7	0.5	0.5	0.3	0.7	0.7	0.5	0.5	0.3
walls	0.5	0.3	0.5	0.3	0.3	0.5	0.3	0.5	0.3	0.3
working plane	0.2	0.2	0.2	0.2	0.2	0.2	0.2	0.2	0.2	0.2
Room dimensions	Viewed crosswise					Viewed endwise				
x = 2H y = 2H	16.4	17.7	16.9	18.2	18.7	18.0	19.3	18.5	19.8	20.4
3H	17.9	19.2	18.5	19.7	20.3	20.6	21.8	21.1	22.3	22.9
4H	18.6	19.8	19.2	20.3	20.9	21.9	23.1	22.5	23.6	24.3
6H	19.2	20.2	19.7	20.8	21.5	23.5	24.5	24.0	25.1	25.8
8H	19.4	20.4	20.0	21.0	21.7	24.3	25.4	24.9	25.9	26.6
12H	19.6	20.6	20.2	21.2	21.9	25.3	26.3	26.0	26.9	27.6
4H 2H	17.7	18.9	18.3	19.4	20.1	18.8	20.0	19.4	20.5	21.2
3H	19.8	20.8	20.4	21.4	22.1	21.6	22.6	22.2	23.2	23.9
4H	20.9	21.8	21.5	22.4	23.1	23.2	24.1	23.8	24.7	25.4
6H	21.8	22.6	22.4	23.2	24.0	24.9	25.7	25.6	26.4	27.1
8H	22.1	22.9	22.8	23.6	24.3	25.9	26.6	26.5	27.3	28.1
12H	22.4	23.1	23.1	23.8	24.6	27.0	27.7	27.7	28.4	29.2
8H 4H	22.0	22.8	22.7	23.5	24.2	23.8	24.5	24.4	25.2	26.0
6H	23.5	24.1	24.2	24.8	25.6	25.8	26.4	26.5	27.1	27.9
8H	24.2	24.8	24.9	25.5	26.3	27.0	27.6	27.7	28.3	29.1
12H	24.8	25.3	25.6	26.1	26.9	28.4	28.9	29.1	29.6	30.5
12H 4H	22.3	23.0	23.0	23.7	24.5	23.9	24.6	24.5	25.2	26.0
6H	24.0	24.6	24.7	25.3	26.1	26.0	26.6	26.8	27.3	28.2
8H	25.0	25.5	25.7	26.2	27.0	27.4	27.9	28.1	28.6	29.4
Variations with the observer position at spacings:										
S = 1.0H	+ 0.1 / - 0.1					+ 0.1 / - 0.1				
1.5H	+ 0.2 / - 0.3					+ 0.2 / - 0.3				
2.0H	+ 0.3 / - 0.5					+ 0.3 / - 0.4				

CIE Pub.117 Corrected 1207 lm Total Lamp Luminous Flux.(8log(F/F0) = 0.7)

C Range: 0 - 360DEG
 C Interval: 22.5DEG
 Test Speed: HIGH
 Temperature:25.1DEG
 Operators:Evan
 Test Date:2022-11-29

γ Range: 0 - 180DEG
 γ Interval: 1.0DEG
 Test System:EVERFINE GO-R5000_V2 SYSTEM V2.0.351
 Humidity:42%
 Test Distance:2.532m [K=1.0000]
 Remarks:

UTILIZATION FACTORS TABLE

Test:U:120.1V I:0.2036A P:23.89W PF:0.9773 Lamp Flux:1207.17x1 lm		
NAME: LED luminaires	TYPE:N/A	WEIGHT:N/A
SPEC.:ASD-LVF24M-4D23CC-BK 5000K	DIM.: N/A	SERIAL No.:N/A
MFR.:ASD Lighting corp	SUR.:N/A	Shielding Angle:N/A

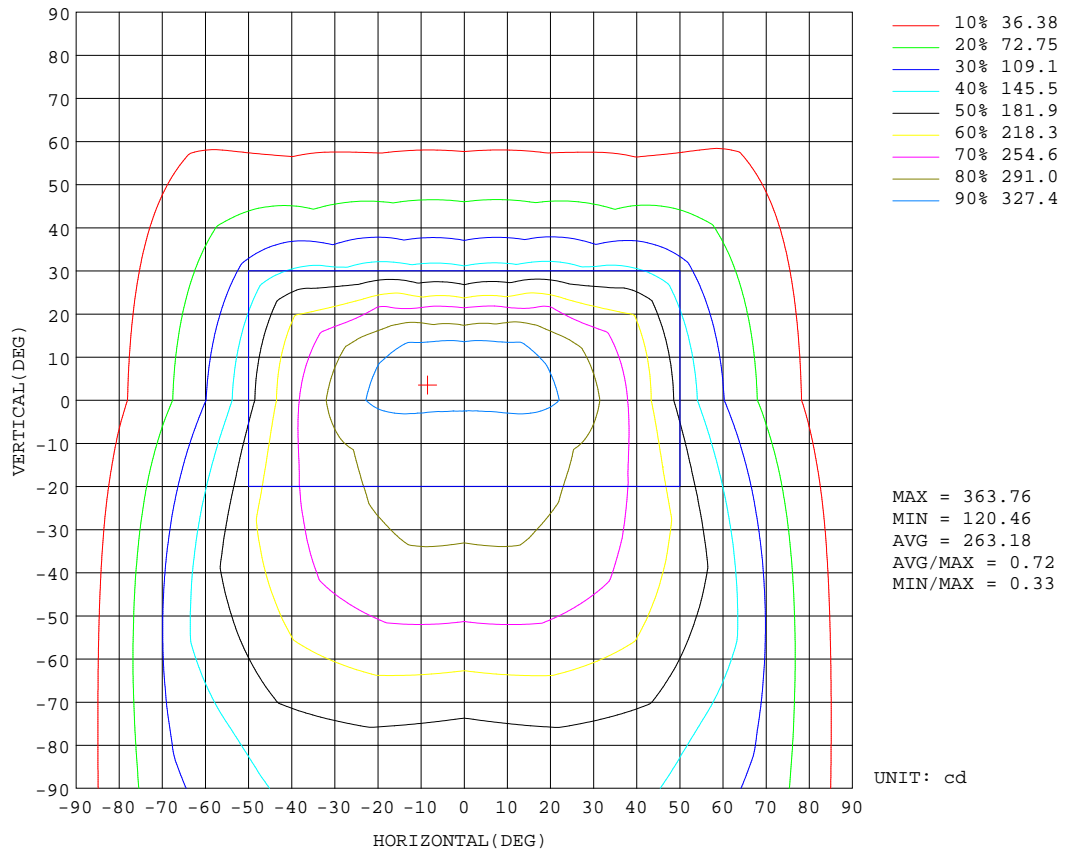
REFLECTANCE										
Ceiling	0.8	0.8	0.8	0.7	0.7	0.7	0.5	0.5	0.5	0
Walls	0.7	0.5	0.3	0.7	0.5	0.3	0.7	0.5	0.3	0
Working plane	0.2	0.2	0.2	0.2	0.2	0.2	0.2	0.2	0.2	0
ROOM INDEX	UTILIZATION FACTORS(PERCENT) $k(RI) \times RCR = 5$									
k = 0.60	50	39	32	49	38	31	47	37	31	24
0.80	60	47	40	58	47	39	55	45	38	31
1.00	67	55	47	65	54	47	62	54	45	37
1.25	74	62	54	72	61	53	67	58	52	42
1.50	79	68	59	76	66	58	71	63	56	46
2.00	86	76	68	83	73	66	77	69	63	52
2.50	90	81	73	87	78	71	81	73	68	55
3.00	94	85	78	90	82	76	83	77	72	59
4.00	98	91	85	94	88	82	87	82	77	63
5.00	101	94	89	97	91	86	89	85	81	66
ROOM INDEX	UF(total)									Direct
According to DIN EN 13032-2 2004			Suspended				SHRNOM = 1.25			

C Range: 0 - 360DEG
 C Interval: 22.5DEG
 Test Speed: HIGH
 Temperature:25.1DEG
 Operators:Evan
 Test Date:2022-11-29

γ Range: 0 - 180DEG
 γ Interval: 1.0DEG
 Test System:EVERFINE GO-R5000_V2 SYSTEM V2.0.351
 Humidity:42%
 Test Distance:2.532m [K=1.0000]
 Remarks:

ISOCANDELA DIAGRAM

Test:U:120.1V I:0.2036A P:23.89W PF:0.9773 Lamp Flux:1207.17x1 lm		
NAME: LED luminaires	TYPE:N/A	WEIGHT:N/A
SPEC.:ASD-LVF24M-4D23CC-BK 5000K	DIM.: N/A	SERIAL No.:N/A
MFR.: ASD Lighting corp	SUR.:N/A	Shielding Angle:N/A

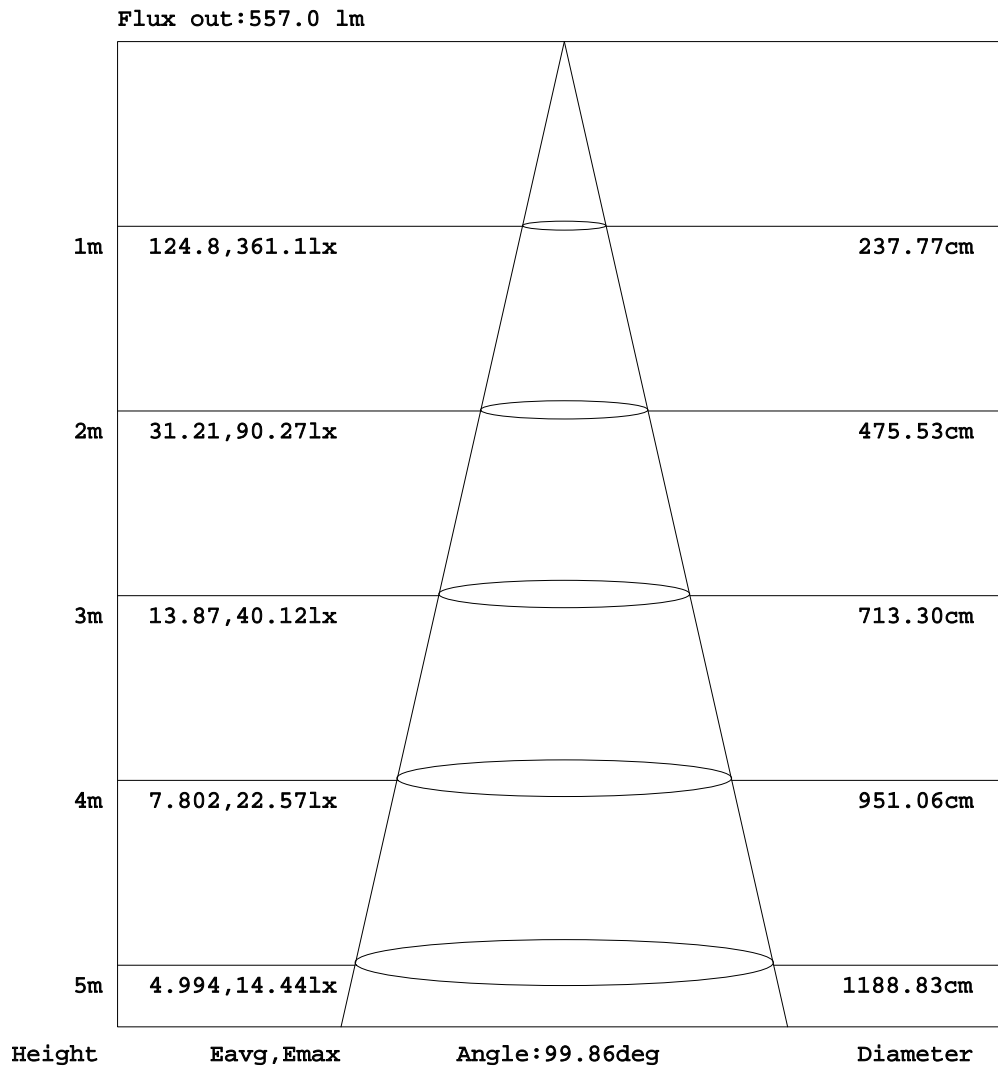


C Range: 0 - 360DEG
 C Interval: 22.5DEG
 Test Speed: HIGH
 Temperature:25.1DEG
 Operators:Evan
 Test Date:2022-11-29

γ Range: 0 - 180DEG
 γ Interval: 1.0DEG
 Test System:EVERFINE GO-R5000_V2 SYSTEM V2.0.351
 Humidity:42%
 Test Distance:2.532m [K=1.0000]
 Remarks:

AAI Figure

Test:U:120.1V I:0.2036A P:23.89W PF:0.9773 Lamp Flux:1207.17x1 lm		
NAME: LED luminaires	TYPE:N/A	WEIGHT:N/A
SPEC.:ASD-LVF24M-4D23CC-BK 5000K	DIM.: N/A	SERIAL No.:N/A
MFR.:ASD Lighting corp	SUR.:N/A	Shielding Angle:N/A



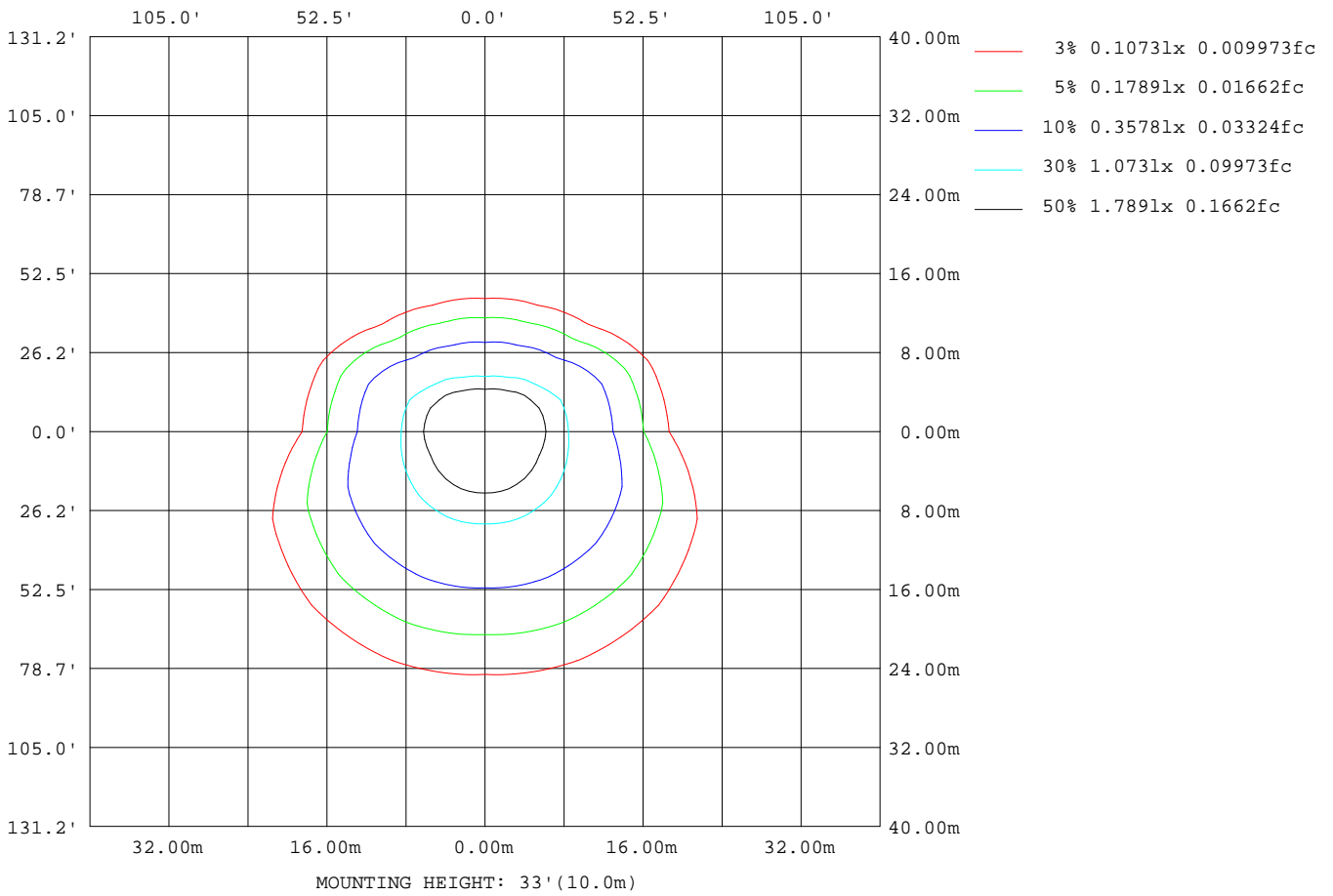
Note:The Curves indicate the illuminated area and the average illumination when the luminaire is at different distance.

C Range: 0 - 360DEG
 C Interval: 22.5DEG
 Test Speed: HIGH
 Temperature:25.1DEG
 Operators:Evan
 Test Date:2022-11-29

γ Range: 0 - 180DEG
 γ Interval: 1.0DEG
 Test System:EVERFINE GO-R5000_V2 SYSTEM V2.0.351
 Humidity:42%
 Test Distance:2.532m [K=1.0000]
 Remarks:

ISOLUX DIAGRAM

Test:U:120.1V I:0.2036A P:23.89W PF:0.9773 Lamp Flux:1207.17x1 lm		
NAME: LED luminaires	TYPE:N/A	WEIGHT:N/A
SPEC.:ASD-LVF24M-4D23CC-BK 5000K	DIM.: N/A	SERIAL No.:N/A
MFR.: ASD Lighting corp	SUR.:N/A	Shielding Angle:N/A



C Range: 0 - 360DEG
 C Interval: 22.5DEG
 Test Speed: HIGH
 Temperature:25.1DEG
 Operators:Evan
 Test Date:2022-11-29

γ Range: 0 - 180DEG
 γ Interval: 1.0DEG
 Test System:EVERFINE GO-R5000_V2 SYSTEM V2.0.351
 Humidity:42%
 Test Distance:2.532m [K=1.0000]
 Remarks:

LED Avg.L Report

Test:U:120.1V I:0.2036A P:23.89W PF:0.9773 Lamp Flux:1207.17x1 lm		
NAME: LED luminaires	TYPE:N/A	WEIGHT:N/A
SPEC.:ASD-LVF24M-4D23CC-BK 5000K	DIM.: N/A	SERIAL No.:N/A
MFR.: ASD Lighting corp	SUR.:N/A	Shielding Angle:N/A

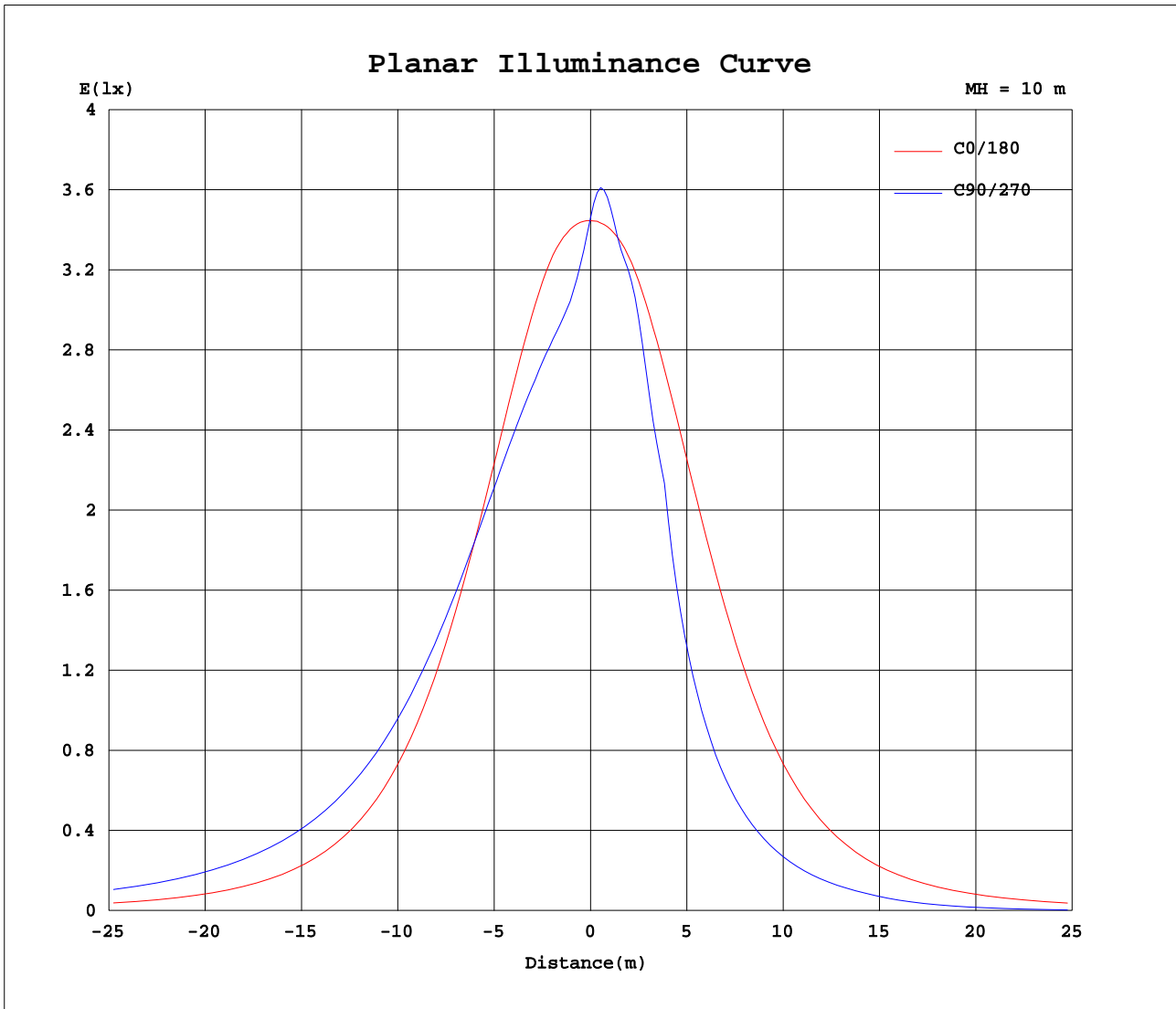
AvgL	cd/m2
L_0~180(65)av	1877
L_0~180(75)av	1661
L_0~180(85)av	2410
L_90~270(65)av	2473
L_90~270(75)av	3203
L_90~270(85)av	8261
L_45(65)av	2778
L_45(75)av	3406
L_45(85)av	8460

Standard: GB/T 29293-2012

C Range: 0 - 360DEG
 C Interval: 22.5DEG
 Test Speed: HIGH
 Temperature:25.1DEG
 Operators:Evan
 Test Date:2022-11-29

γ Range: 0 - 180DEG
 γ Interval: 1.0DEG
 Test System:EVERFINE GO-R5000_V2 SYSTEM V2.0.351
 Humidity:42%
 Test Distance:2.532m [K=1.0000]
 Remarks:

Planar Illuminance Curve



C Range: 0 - 360DEG
 C Interval: 22.5DEG
 Test Speed: HIGH
 Temperature: 25.1DEG
 Operators: Evan
 Test Date: 2022-11-29

γ Range: 0 - 180DEG
 γ Interval: 1.0DEG
 Test System: EVERFINE GO-R5000_V2 SYSTEM V2.0.351
 Humidity: 42%
 Test Distance: 2.532m [K=1.0000]
 Remarks:

LUMINOUS DISTRIBUTION INTENSITY DATA

Test:U:120.1V I:0.2036A P:23.89W PF:0.9773 Lamp Flux:1207.17x1 lm		
NAME: LED luminaires	TYPE:N/A	WEIGHT:N/A
SPEC.:ASD-LVF24M-4D23CC-BK 5000K	DIM.: N/A	SERIAL No.:N/A
MFR.: ASD Lighting corp	SUR.:N/A	Shielding Angle:N/A

Table--1

UNIT: cd

C(DEG) γ (DEG)	0	22.5	45	67.5	90	112.5	135	157.5	180	202.5	225	247.5	270	292.5	315	337.5			
0	346	346	346	346	346	346	346	346	346	346	346	346	346	346	346	346			
5	347	332	321	315	313	315	320	332	347	359	363	361	360	361	362	359			
10	347	322	310	304	302	303	308	321	348	364	352	342	340	342	351	362			
15	343	314	305	301	299	300	304	313	344	354	339	326	315	326	339	350			
20	334	306	302	300	297	299	302	305	336	334	320	282	269	282	319	330			
25	319	297	298	298	296	297	298	297	322	314	284	227	201	227	284	310			
30	299	286	293	296	293	295	293	287	302	292	243	173	153	173	243	289			
35	273	274	287	292	288	291	287	274	275	264	188	134	120	134	188	262			
40	242	260	280	286	281	285	279	261	244	234	147	106	95.4	106	147	235			
45	207	246	270	277	271	275	269	246	208	209	114	83.9	76.1	84.0	114	208			
50	173	230	259	265	258	264	258	231	172	166	88.9	66.0	60.0	66.0	88.8	167			
55	140	214	246	251	243	251	245	214	138	129	69.2	50.9	45.6	50.8	69.0	131			
60	111	198	232	236	227	236	231	197	109	98.7	52.6	33.9	28.4	33.9	52.3	100			
65	86.0	180	217	220	210	220	215	181	84.2	75.8	36.0	17.9	14.0	17.9	35.6	76.8			
70	64.2	164	201	204	194	203	200	164	63.4	57.6	18.6	5.17	2.43	5.19	18.2	58.3			
75	46.4	147	185	188	178	187	184	147	45.8	40.8	5.10	0.17	0.19	0.19	4.72	41.5			
80	31.8	130	169	173	164	172	168	130	31.5	23.3	2.60	0.20	0.21	0.21	2.19	24.0			
85	22.8	113	156	163	154	162	156	114	22.2	17.7	2.23	0.24	0.25	0.25	1.93	18.3			
90	17.2	103	146	154	145	153	146	103	16.6	11.8	1.57	0.27	0.30	0.29	1.36	13.4			
95	16.4	92.9	136	145	138	145	136	93.4	15.5	7.85	1.06	0.30	0.37	0.31	0.88	7.66			
100	14.4	83.1	127	137	130	136	126	83.6	13.8	8.04	0.92	0.31	0.38	0.32	0.67	7.99			
105	13.2	73.5	117	128	123	128	117	74.0	12.6	7.44	0.74	0.28	0.34	0.30	0.53	7.58			
110	12.1	63.9	107	119	115	119	107	64.9	11.7	7.25	0.55	0.26	0.31	0.28	0.41	7.06			
115	11.0	54.5	97.2	110	107	110	97.8	55.6	10.8	7.72	0.34	0.23	0.27	0.25	0.26	7.44			
120	10.2	46.0	87.1	101	98.9	101	88.0	47.4	10.6	7.83	0.19	0.21	0.25	0.23	0.20	7.60			
125	10.7	37.8	76.8	90.3	89.7	90.7	77.9	39.6	11.6	7.26	0.19	0.20	0.22	0.22	0.21	6.91			
130	11.7	29.9	66.2	79.4	79.8	80.1	67.6	31.9	12.5	6.85	0.19	0.20	0.21	0.21	0.21	6.40			
135	12.4	22.6	55.1	68.0	69.2	68.7	56.6	24.3	13.1	6.52	0.20	0.20	0.21	0.21	0.22	5.90			
140	12.9	16.2	44.3	55.9	57.7	56.9	45.9	17.8	13.5	6.39	0.28	0.20	0.21	0.22	0.23	5.18			
145	13.1	12.1	33.4	43.9	46.0	45.0	35.1	12.4	13.7	6.42	0.80	0.21	0.22	0.23	0.37	4.03			
150	13.2	10.8	22.8	31.9	34.2	33.0	24.5	11.7	13.6	8.24	1.32	0.27	0.24	0.25	0.49	2.92			
155	12.1	9.74	12.9	20.2	22.5	21.2	14.5	10.6	12.6	9.43	2.35	0.49	0.28	0.29	0.55	3.06			
160	9.48	7.57	5.85	9.43	11.3	10.3	6.92	8.57	9.47	9.18	3.45	0.86	0.36	0.33	0.68	2.47			
165	5.38	5.20	3.38	1.94	2.01	2.35	3.59	6.17	4.69	4.57	2.59	0.66	0.50	0.36	0.66	1.31			
170	1.94	2.97	2.10	1.33	1.01	1.59	2.43	2.33	2.28	2.30	1.62	0.81	0.38	0.44	0.66	0.75			
175	0.59	0.89	1.21	0.94	0.92	0.93	0.86	0.94	0.46	0.47	0.45	0.45	0.46	0.51	0.47	0.48			
180	0.81	1.00	0.80	0.83	0.83	0.60	0.55	1.19	0.81	0.81	0.81	0.81	0.83	0.63	0.62	0.62			

C Range: 0 - 360DEG
 C Interval: 22.5DEG
 Test Speed: HIGH
 Temperature:25.1DEG
 Operators:Evan
 Test Date:2022-11-29

γ Range: 0 - 180DEG
 γ Interval: 1.0DEG
 Test System:EVERFINE GO-R5000_V2 SYSTEM V2.0.351
 Humidity:42%
 Test Distance:2.532m [K=1.0000]
 Remarks: