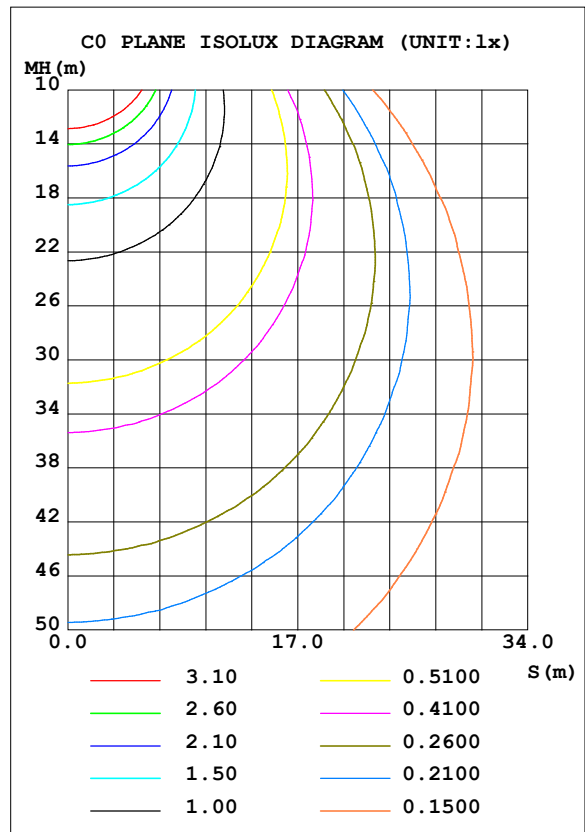
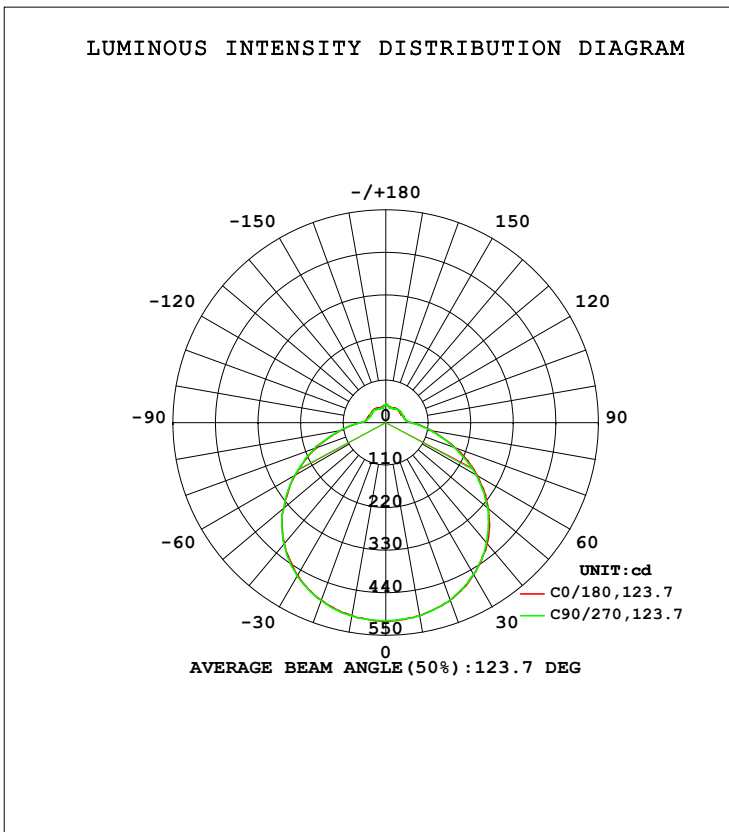


**LUMINAIRE PHOTOMETRIC TEST REPORT**

Test:U:120.02V I:0.3825A P:41.460W PF:0.9022 Freq:0Hz Lamp Flux:2028.43x1 lm		
NAME: ADS lighting Corp	TYPE:	WEIGHT:
SPEC.:ASD-LFC-LF-20D42-AC-BK-2700K	DIM.:	SERIAL No.:
MFR.: ADS lighting Corp	SUR.:0.485*0.485	Shielding Angle:

DATA OF LAMP		PHOTOMETRIC DATA Eff: 48.92 lm/W			
MODEIASD-LFC-LF-20D42-AC-BK		Imax (cd)	513.5	S/MH (C0/180)	1.32
NOMINAL POWER (W)	--	LOR (%)	100.0	S/MH (C90/270)	1.33
RATED VOLTAGE (V)	--	TOTAL FLUX (lm)	2028.4	<input type="checkbox"/> UP, DN (C0-180)	7.3, 42.7
NOMINAL FLUX (lm)	2028.43	CIE CLASS	SEMI-D.	<input type="checkbox"/> UP, DN (C180-360)	7.0, 43.0
LAMPS INSIDE	1	<input type="checkbox"/> up (%)	14.3	CIBSE SHR NOM	1.50
TEST VOLTAGE (V)	--	<input type="checkbox"/> down (%)	85.7	CIBSE SHR MAX	1.50



C Range: 0 - 360DEG  
 C Interval: 22.5DEG  
 Test Speed: HIGH  
 Temperature: 25.3DEG  
 Operators: admin  
 Test Date: 2022-03-16

Range: 0 - 180DEG  
 Interval: 1.0DEG  
 Test System: EVERFINE GO-2000B\_V1 SYSTEM V2.00.411  
 Humidity: 65.0%  
 Test Distance: 8.780m [K=1.0000]  
 Remarks:

**ZONAL FLUX DIAGRAM**

ZONAL FLUX DIAGRAM:

mm	C0	C45	C90	C135	C180	C225	C270	C315	mm	□ zone	□ total	%lum,lamp
10	506.5	506.1	506.5	506.7	506.7	507.6	507.9	507.2	0- 10	48.64	48.64	2.4,2.4
20	488.0	486.7	487.2	486.9	488.2	488.9	489.3	489.9	10- 20	141.1	189.7	9.35,9.35
30	454.7	455.2	453.4	453.8	455.5	456.0	458.8	456.5	20- 30	218.4	408.1	20.1,20.1
40	407.9	406.3	405.1	405.9	409.0	408.7	409.1	409.1	30- 40	271.1	679.2	33.5,33.5
50	346.3	343.3	343.4	343.0	345.0	343.4	344.2	343.8	40- 50	291.8	971.0	47.9,47.9
60	272.4	270.8	270.2	270.1	269.7	270.1	270.6	270.6	50- 60	275.9	1247	61.5,61.5
70	191.7	190.8	189.6	190.3	189.7	191.8	194.0	191.4	60- 70	229.0	1476	72.8,72.8
80	120.3	118.6	118.7	117.8	120.9	120.6	121.7	121.5	70- 80	162.6	1639	80.8,80.8
90	66.91	66.32	65.31	65.59	65.72	65.63	65.83	65.93	80- 90	99.29	1738	85.7,85.7
100	51.24	51.39	51.68	50.59	50.34	49.10	49.14	48.88	90-100	60.60	1798	88.7,88.7
110	48.37	47.14	47.39	46.63	47.82	45.01	44.47	43.87	100-110	50.93	1849	91.2,91.2
120	45.10	47.13	47.71	47.52	44.72	45.41	44.18	44.27	110-120	45.20	1895	93.4,93.4
130	46.19	42.85	47.93	43.20	45.97	42.03	44.63	41.51	120-130	40.19	1935	95.4,95.4
140	46.47	40.78	45.44	41.52	46.16	39.62	43.98	39.28	130-140	33.40	1968	97,97
150	43.66	41.24	41.82	41.64	43.73	40.64	40.63	40.00	140-150	26.01	1994	98.3,98.3
160	41.83	38.90	40.16	40.18	41.91	39.11	39.42	38.40	150-160	18.76	2013	99.2,99.2
170	43.83	44.33	43.00	44.24	43.09	42.89	40.48	42.51	160-170	11.33	2024	99.8,99.8
180	47.85	45.15	48.42	44.53	47.82	45.17	48.40	44.56	170-180	4.211	2028	100,100
DEG	LUMINOUS INTENSITY:cd									UNIT:lm		

Conical surface Flux(90deg): 824.75 lm

%lum = 40.7%

%lamp = 40.7%

Conical surface Flux(120deg): 1246.9 lm

%lum = 61.5%

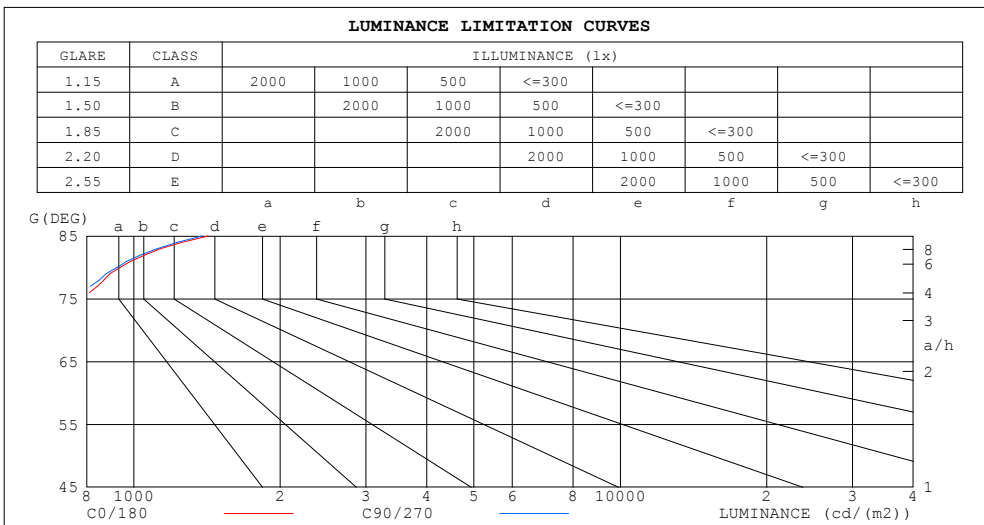
%lamp = 61.5%

C Range: 0 - 360DEG  
 C Interval: 22.5DEG  
 Test Speed: HIGH  
 Temperature:25.3DEG  
 Operators:admin  
 Test Date:2022-03-16

□ Range: 0 - 180DEG  
 □ Interval: 1.0DEG  
 Test System:EVERFINE GO-2000B\_V1 SYSTEM V2.00.411  
 Humidity:65.0%  
 Test Distance:8.780m [K=1.0000]  
 Remarks:

**LUMINANCE LIMITATION CURVES**

Test:U:120.02V I:0.3825A P:41.460W PF:0.9022 Freq:0Hz Lamp Flux:2028.43x1 lm		
NAME: ADS lighting Corp	TYPE:	WEIGHT:
SPEC.:ASD-LFC-LF-20D42-AC-BK-2700K	DIM.:	SERIAL No.:
MFR.: ADS lighting Corp	SUR.:0.485*0.485	Shielding Angle:



LUMINANCE cd/(m2)		
G (DEG)	C0/180	C90/270
85	1422	1383
80	938	925
75	796	786
70	758	750
65	751	733
60	737	731
55	734	726
50	729	723
45	728	717

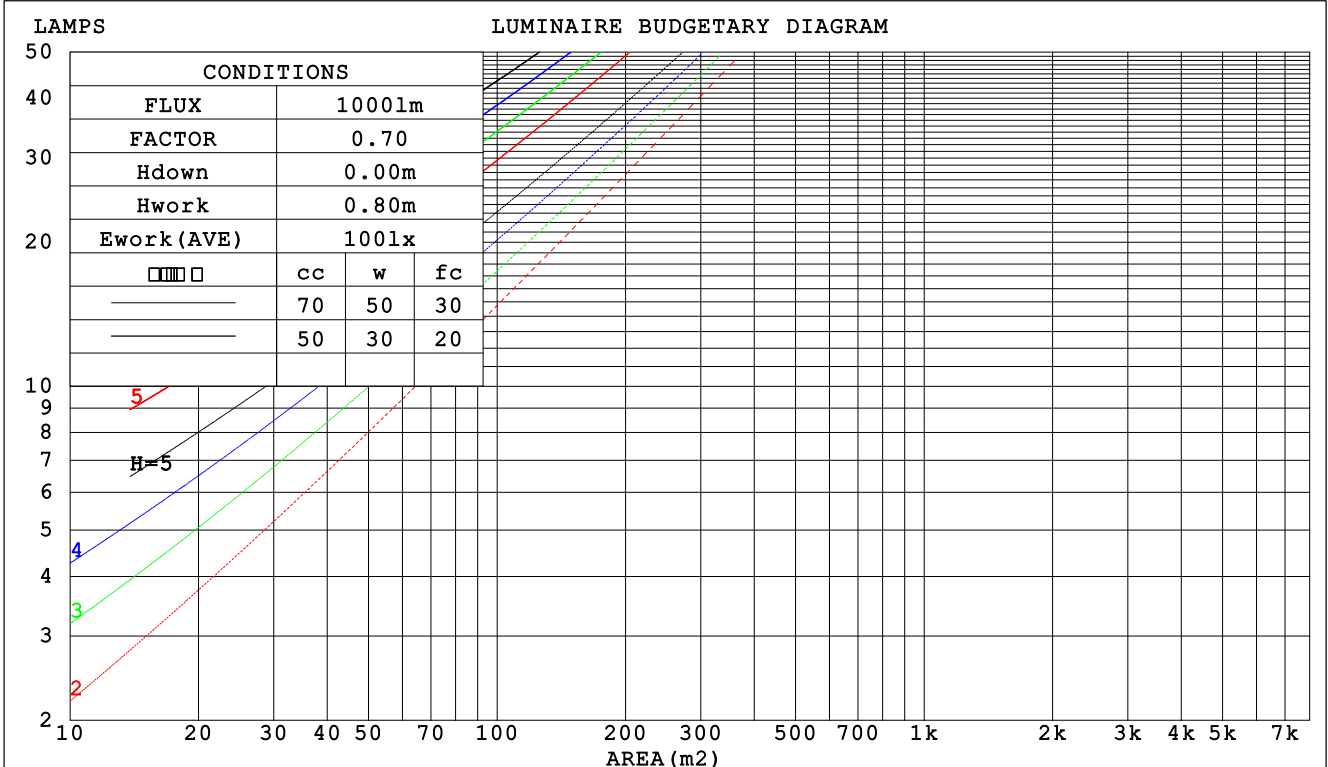
C Range: 0 - 360DEG  
 C Interval: 22.5DEG  
 Test Speed: HIGH  
 Temperature:25.3DEG  
 Operators:admin  
 Test Date:2022-03-16

Range: 0 - 180DEG  
 Interval: 1.0DEG  
 Test System:EVERFINE GO-2000B\_V1 SYSTEM V2.00.411  
 Humidity:65.0%  
 Test Distance:8.780m [K=1.0000]  
 Remarks:

CU AND LUMINAIRE BUDGETARY ESTIMATE DIAGRAM

Test:U:120.02V I:0.3825A P:41.460W PF:0.9022 Freq:0Hz Lamp Flux:2028.43x1 lm		
NAME: ADS lighting Corp	TYPE:	WEIGHT:
SPEC.:ASD-LFC-LF-20D42-AC-BK-2700K	DIM.:	SERIAL No.:
MFR.: ADS lighting Corp	SUR.:0.485*0.485	Shielding Angle:

□cc	80%			70%			50%			30%			10%			0
□w	50%	30%	10%	50%	30%	10%	50%	30%	10%	50%	30%	10%	50%	30%	10%	0
□fc	20%			20%			20%			20%			20%			0
RCR	RCR:Room Cavity Ratio						Coefficients of Utilization(CU)									
0.0	1.16	1.16	1.16	1.11	1.11	1.11	1.03	1.03	1.03	.96	.96	.96	.89	.89	.89	.86
1.0	.98	.94	.89	.95	.90	.86	.88	.84	.81	.81	.79	.76	.75	.73	.71	.68
2.0	.85	.77	.71	.82	.75	.69	.76	.70	.65	.70	.66	.62	.65	.62	.58	.55
3.0	.74	.65	.58	.71	.63	.57	.66	.60	.54	.61	.56	.51	.57	.53	.49	.46
4.0	.65	.56	.49	.63	.54	.48	.58	.51	.46	.54	.48	.43	.51	.46	.41	.39
5.0	.58	.49	.42	.56	.47	.41	.52	.45	.39	.49	.42	.37	.45	.40	.36	.33
6.0	.52	.43	.36	.50	.42	.35	.47	.39	.34	.44	.37	.33	.41	.35	.31	.29
7.0	.47	.38	.32	.45	.37	.31	.42	.35	.30	.40	.33	.29	.37	.32	.28	.25
8.0	.43	.34	.28	.41	.33	.28	.39	.32	.27	.36	.30	.26	.34	.29	.25	.22
9.0	.39	.31	.25	.38	.30	.25	.36	.29	.24	.34	.27	.23	.32	.26	.22	.20
10.0	.36	.28	.23	.35	.27	.22	.33	.26	.21	.31	.25	.21	.29	.24	.20	.18



C Range: 0 - 360DEG  
 C Interval: 22.5DEG  
 Test Speed: HIGH  
 Temperature:25.3DEG  
 Operators:admin  
 Test Date:2022-03-16

□ Range: 0 - 180DEG  
 □ Interval: 1.0DEG  
 Test System:EVERFINE GO-2000B\_V1 SYSTEM V2.00.411  
 Humidity:65.0%  
 Test Distance:8.780m [K=1.0000]  
 Remarks:

**WEC AND CCEC**

Test:U:120.02V I:0.3825A P:41.460W PF:0.9022 Freq:0Hz Lamp Flux:2028.43x1 lm		
NAME: ADS lighting Corp	TYPE:	WEIGHT:
SPEC.:ASD-LFC-LF-20D42-AC-BK-2700K	DIM.:	SERIAL No.:
MFR.: ADS lighting Corp	SUR.:0.485*0.485	Shielding Angle:

<input type="checkbox"/> cc	80%	70%	50%	30%	10%	0
<input type="checkbox"/> w	50% 30% 10%	50% 30% 10%	50% 30% 10%	50% 30% 10%	50% 30% 10%	0
<input type="checkbox"/> fc	20%	20%	20%	20%	20%	0
RCR	RCR:Room Cavity Ratio		Wall Exitance Coefficients (WEC)			
0.0						
1.0	.350 .199 .063	.338 .193 .061	.316 .182 .058	.297 .171 .055	.278 .161 .052	
2.0	.313 .171 .053	.302 .167 .051	.283 .157 .049	.265 .149 .047	.249 .141 .044	
3.0	.283 .150 .045	.273 .146 .044	.256 .139 .042	.240 .131 .040	.225 .124 .038	
4.0	.257 .134 .039	.249 .130 .038	.233 .124 .037	.218 .117 .035	.205 .111 .034	
5.0	.236 .120 .035	.228 .117 .034	.214 .111 .033	.200 .106 .031	.188 .100 .030	
6.0	.217 .109 .031	.210 .106 .031	.197 .101 .029	.185 .096 .028	.174 .091 .027	
7.0	.201 .099 .028	.195 .097 .028	.183 .092 .027	.172 .088 .026	.161 .084 .025	
8.0	.187 .091 .026	.181 .089 .025	.170 .085 .024	.160 .081 .023	.151 .077 .023	
9.0	.175 .085 .024	.170 .083 .023	.159 .079 .022	.150 .075 .022	.141 .072 .021	
10.0	.164 .079 .022	.159 .077 .021	.150 .073 .021	.141 .070 .020	.133 .067 .019	

<input type="checkbox"/> cc	80%	70%	50%	30%	10%	0
<input type="checkbox"/> w	50% 30% 10%	50% 30% 10%	50% 30% 10%	50% 30% 10%	50% 30% 10%	0
<input type="checkbox"/> fc	20%	20%	20%	20%	20%	0
RCR	RCR:Room Cavity Ratio		Ceiling Cavity Exitance Coefficients (CCEC)			
0.0	.300 .300 .300	.256 .256 .256	.175 .175 .175	.100 .100 .100	.032 .032 .032	
1.0	.293 .266 .241	.251 .228 .208	.172 .157 .144	.099 .091 .084	.032 .029 .027	
2.0	.286 .243 .206	.245 .209 .178	.168 .144 .124	.097 .084 .073	.031 .027 .024	
3.0	.278 .226 .184	.239 .195 .159	.164 .135 .112	.095 .079 .066	.030 .026 .022	
4.0	.271 .213 .169	.232 .184 .147	.160 .128 .103	.092 .075 .061	.030 .024 .020	
5.0	.263 .203 .159	.226 .176 .138	.156 .123 .097	.090 .072 .058	.029 .024 .019	
6.0	.256 .195 .151	.220 .169 .132	.152 .118 .093	.088 .070 .055	.028 .023 .018	
7.0	.249 .188 .146	.214 .163 .127	.148 .114 .090	.086 .067 .054	.028 .022 .018	
8.0	.243 .183 .142	.209 .159 .124	.145 .111 .088	.084 .066 .052	.027 .022 .017	
9.0	.237 .178 .138	.204 .154 .121	.141 .109 .086	.082 .064 .051	.027 .021 .017	
10.0	.231 .174 .136	.199 .151 .119	.138 .106 .084	.080 .063 .050	.026 .021 .017	

C Range: 0 - 360DEG  
 C Interval: 22.5DEG  
 Test Speed: HIGH  
 Temperature:25.3DEG  
 Operators:admin  
 Test Date:2022-03-16

Range: 0 - 180DEG  
 Interval: 1.0DEG  
 Test System:EVERFINE GO-2000B\_V1 SYSTEM V2.00.411  
 Humidity:65.0%  
 Test Distance:8.780m [K=1.0000]  
 Remarks:

**UGR(Unified Glare Rating) Table**

Test:U:120.02V I:0.3825A P:41.460W PF:0.9022 Freq:0Hz Lamp Flux:2028.43x1 lm										
NAME: ADS lighting Corp					TYPE:			WEIGHT:		
SPEC.:ASD-LFC-LF-20D42-AC-BK-2700K					DIM.:			SERIAL No.:		
MFR.: ADS lighting Corp					SUR.:0.485*0.485			Shielding Angle:		
ceiling/cavity	0.7	0.7	0.5	0.5	0.3	0.7	0.7	0.5	0.5	0.3
walls	0.5	0.3	0.5	0.3	0.3	0.5	0.3	0.5	0.3	0.3
working plane	0.2	0.2	0.2	0.2	0.2	0.2	0.2	0.2	0.2	0.2
Room dimensions	Viewed crosswise					Viewed endwise				
x = 2H y = 2H	11.0	12.3	11.4	12.8	13.3	10.9	12.3	11.4	12.7	13.2
3H	12.8	14.1	13.3	14.6	15.1	12.7	14.0	13.2	14.5	15.0
4H	13.7	14.9	14.2	15.4	15.9	13.6	14.8	14.1	15.3	15.9
6H	14.6	15.7	15.1	16.2	16.8	14.5	15.6	15.0	16.1	16.7
8H	15.0	16.1	15.6	16.6	17.2	14.9	16.0	15.5	16.5	17.1
12H	15.5	16.6	16.1	17.1	17.7	15.4	16.5	16.0	17.0	17.6
4H 2H	11.6	12.8	12.1	13.3	13.8	11.6	12.8	12.1	13.3	13.8
3H	13.6	14.7	14.2	15.2	15.8	13.6	14.6	14.1	15.2	15.8
4H	14.7	15.6	15.3	16.2	16.8	14.6	15.6	15.2	16.1	16.8
6H	15.7	16.6	16.3	17.2	17.8	15.6	16.5	16.2	17.1	17.8
8H	16.3	17.1	16.9	17.7	18.4	16.2	17.0	16.8	17.6	18.3
12H	16.9	17.6	17.5	18.3	19.0	16.8	17.5	17.4	18.2	18.9
8H 4H	15.1	15.9	15.7	16.5	17.1	15.0	15.8	15.6	16.4	17.1
6H	16.4	17.0	17.0	17.7	18.4	16.3	17.0	16.9	17.6	18.3
8H	17.1	17.7	17.7	18.3	19.1	17.0	17.6	17.7	18.3	19.0
12H	17.9	18.4	18.6	19.1	19.9	17.8	18.3	18.5	19.0	19.8
12H 4H	15.1	15.9	15.7	16.5	17.2	15.1	15.8	15.7	16.4	17.1
6H	16.5	17.1	17.2	17.8	18.5	16.4	17.0	17.1	17.7	18.4
8H	17.3	17.8	18.0	18.5	19.3	17.3	17.8	17.9	18.4	19.2
Variations with the observer position at spacings:										
S = 1.0H	+ 0.1 / - 0.1					+ 0.1 / - 0.1				
1.5H	+ 0.2 / - 0.3					+ 0.2 / - 0.3				
2.0H	+ 0.2 / - 0.3					+ 0.1 / - 0.3				

CIE Pub.117, 2028 lm Total Lamp Luminous Flux Corrected (8log(F/F0) = 2.5)  
 Area: 0.7389 m2

C Range: 0 - 360DEG  
 C Interval: 22.5DEG  
 Test Speed: HIGH  
 Temperature:25.3DEG  
 Operators:admin  
 Test Date:2022-03-16

Range: 0 - 180DEG  
 Interval: 1.0DEG  
 Test System:EVERFINE GO-2000B\_V1 SYSTEM V2.00.411  
 Humidity:65.0%  
 Test Distance:8.780m [K=1.0000]  
 Remarks:

**UTILIZATION FACTORS TABLE**

Test:U:120.02V I:0.3825A P:41.460W PF:0.9022 Freq:0Hz Lamp Flux:2028.43x1 lm		
NAME: ADS lighting Corp	TYPE:	WEIGHT:
SPEC.:ASD-LFC-LF-20D42-AC-BK-2700K	DIM.:	SERIAL No.:
MFR.: ADS lighting Corp	SUR.:0.485*0.485	Shielding Angle:

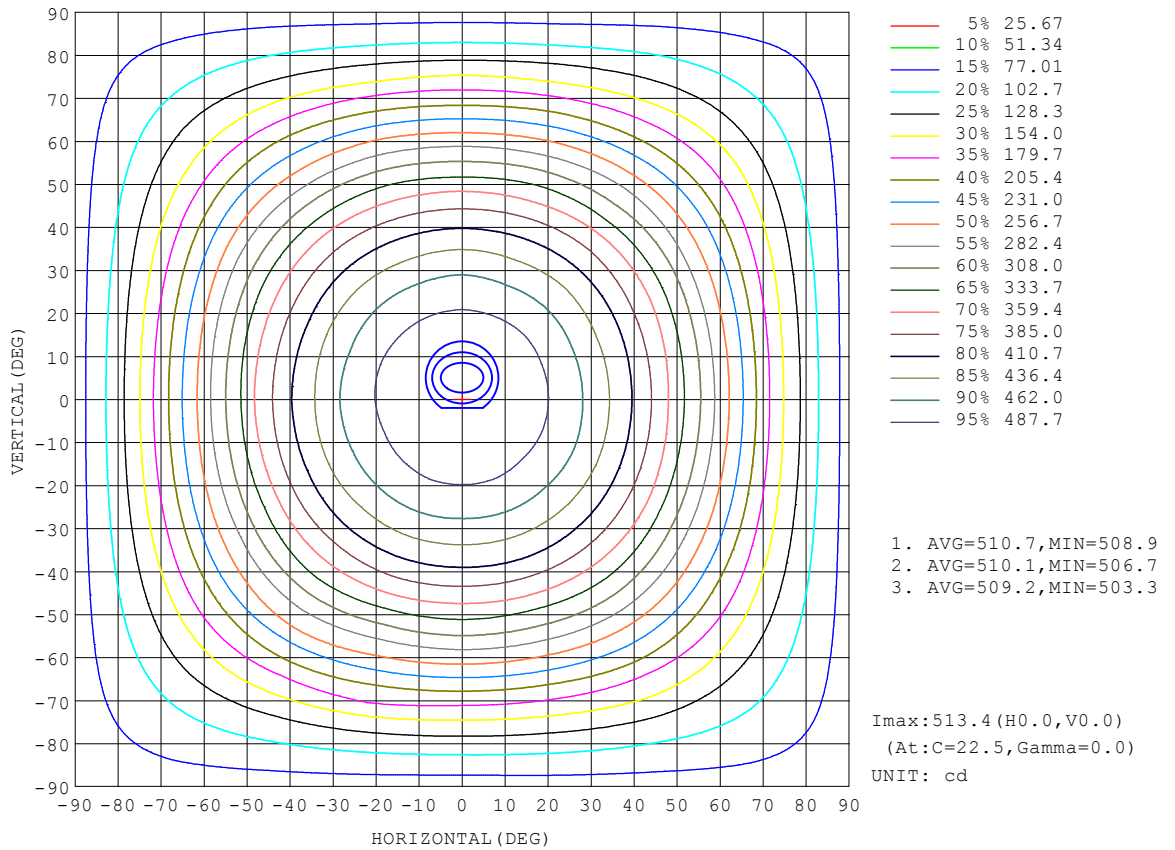
REFLECTANCE										
Ceiling	0.8	0.8	0.8	0.7	0.7	0.7	0.5	0.5	0.5	0
Walls	0.7	0.5	0.3	0.7	0.5	0.3	0.7	0.5	0.3	0
Working plane	0.2	0.2	0.2	0.2	0.2	0.2	0.2	0.2	0.2	0
ROOM INDEX	UTILIZATION FACTORS (PERCENT) $k(RI) \times RCR = 5$									
k = 0.60	51	39	32	50	38	31	48	37	31	24
0.80	60	48	40	59	47	40	56	46	39	31
1.00	68	56	48	66	55	48	63	56	46	38
1.25	75	64	56	73	62	55	69	60	53	44
1.50	80	69	61	78	68	60	73	65	58	48
2.00	88	78	70	85	76	69	79	72	66	55
2.50	92	83	76	89	80	74	83	76	71	59
3.00	95	87	81	92	85	79	86	80	75	62
4.00	100	93	87	96	90	85	90	85	80	67
5.00	103	97	91	99	93	89	92	88	84	70
ROOM INDEX	UF(total)									Direct
According to DIN EN 13032-2 2004			Suspended				SHRNOM = 1.25			

C Range: 0 - 360DEG  
 C Interval: 22.5DEG  
 Test Speed: HIGH  
 Temperature:25.3DEG  
 Operators:admin  
 Test Date:2022-03-16

Range: 0 - 180DEG  
 Interval: 1.0DEG  
 Test System:EVERFINE GO-2000B\_V1 SYSTEM V2.00.411  
 Humidity:65.0%  
 Test Distance:8.780m [K=1.0000]  
 Remarks:

**ISOCANDELA DIAGRAM**

Test:U:120.02V I:0.3825A P:41.460W PF:0.9022 Freq:0Hz Lamp Flux:2028.43x1 lm		
NAME: ADS lighting Corp	TYPE:	WEIGHT:
SPEC.:ASD-LFC-LF-20D42-AC-BK-2700K	DIM.:	SERIAL No.:
MFR.: ADS lighting Corp	SUR.:0.485*0.485	Shielding Angle:




C Range: 0 - 360DEG  
 C Interval: 22.5DEG  
 Test Speed: HIGH  
 Temperature:25.3DEG  
 Operators:admin  
 Test Date:2022-03-16

Range: 0 - 180DEG  
 Interval: 1.0DEG  
 Test System:EVERFINE GO-2000B\_V1 SYSTEM V2.00.411  
 Humidity:65.0%  
 Test Distance:8.780m [K=1.0000]  
 Remarks:



**AAI Figure**

Test:U:120.02V I:0.3825A P:41.460W PF:0.9022 Freq:0Hz Lamp Flux:2028.43x1 lm		
NAME: ADS lighting Corp	TYPE:	WEIGHT:
SPEC.:ASD-LFC-LF-20D42-AC-BK-2700K	DIM.:	SERIAL No.:
MFR.: ADS lighting Corp	SUR.:0.485*0.485	Shielding Angle:



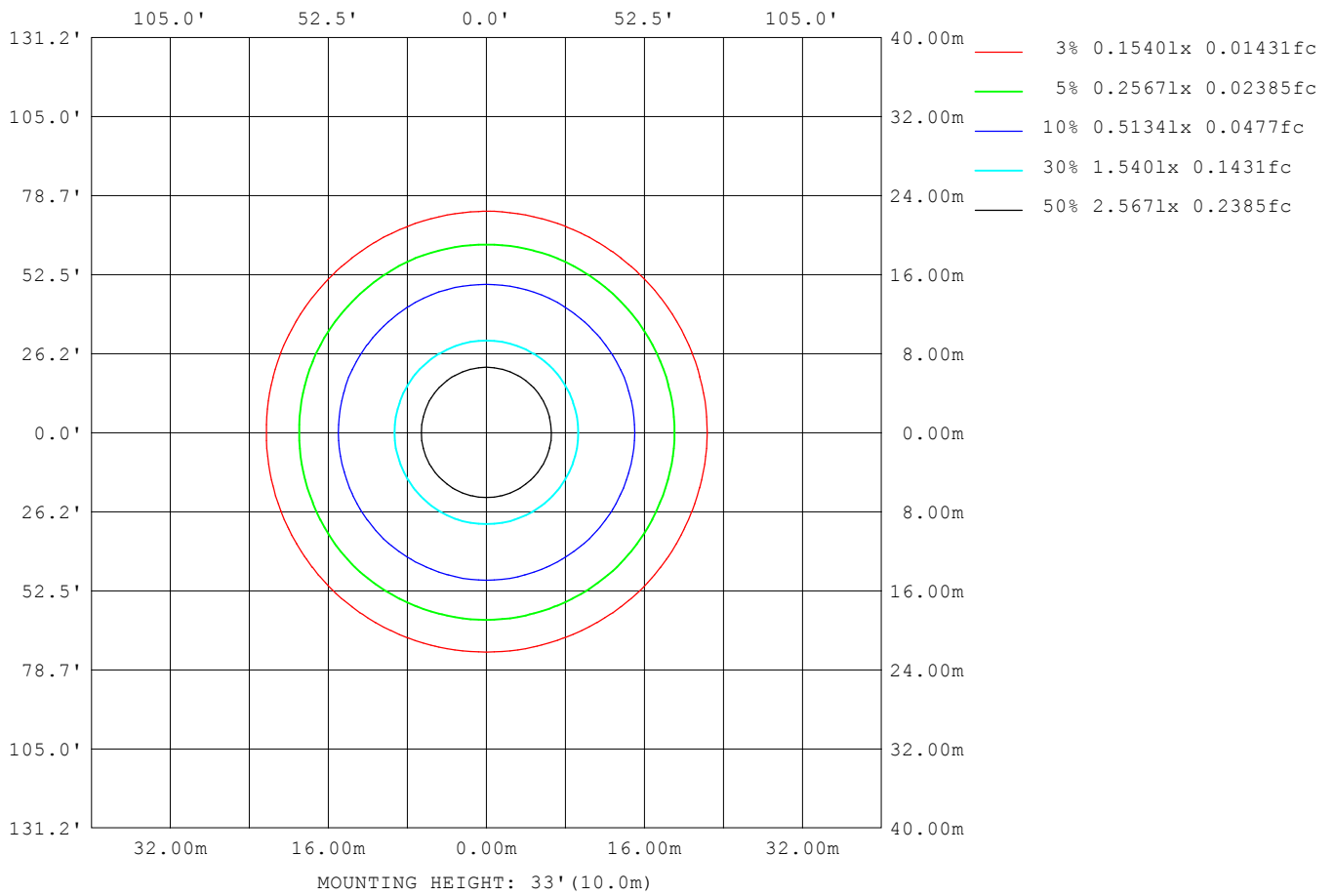
Note:The Curves indicate the illuminated area and the average illumination when the luminaire is at different distance.

C Range: 0 - 360DEG  
 C Interval: 22.5DEG  
 Test Speed: HIGH  
 Temperature:25.3DEG  
 Operators:admin  
 Test Date:2022-03-16

Range: 0 - 180DEG  
 Interval: 1.0DEG  
 Test System:EVERFINE GO-2000B\_V1 SYSTEM V2.00.411  
 Humidity:65.0%  
 Test Distance:8.780m [K=1.0000]  
 Remarks:

**ISOLUX DIAGRAM**

Test:U:120.02V I:0.3825A P:41.460W PF:0.9022 Freq:0Hz Lamp Flux:2028.43x1 lm		
NAME: ADS lighting Corp	TYPE:	WEIGHT:
SPEC.:ASD-LFC-LF-20D42-AC-BK-2700K	DIM.:	SERIAL No.:
MFR.: ADS lighting Corp	SUR.:0.485*0.485	Shielding Angle:



C Range: 0 - 360DEG  
 C Interval: 22.5DEG  
 Test Speed: HIGH  
 Temperature:25.3DEG  
 Operators:admin  
 Test Date:2022-03-16

Range: 0 - 180DEG  
 Interval: 1.0DEG  
 Test System:EVERFINE GO-2000B\_V1 SYSTEM V2.00.411  
 Humidity:65.0%  
 Test Distance:8.780m [K=1.0000]  
 Remarks:

**LED Avg.L Report**

Test:U:120.02V I:0.3825A P:41.460W PF:0.9022 Freq:0Hz Lamp Flux:2028.43x1 lm		
NAME: ADS lighting Corp	TYPE:	WEIGHT:
SPEC.:ASD-LFC-LF-20D42-AC-BK-2700K	DIM.:	SERIAL No.:
MFR.: ADS lighting Corp	SUR.:0.485*0.485	Shielding Angle:

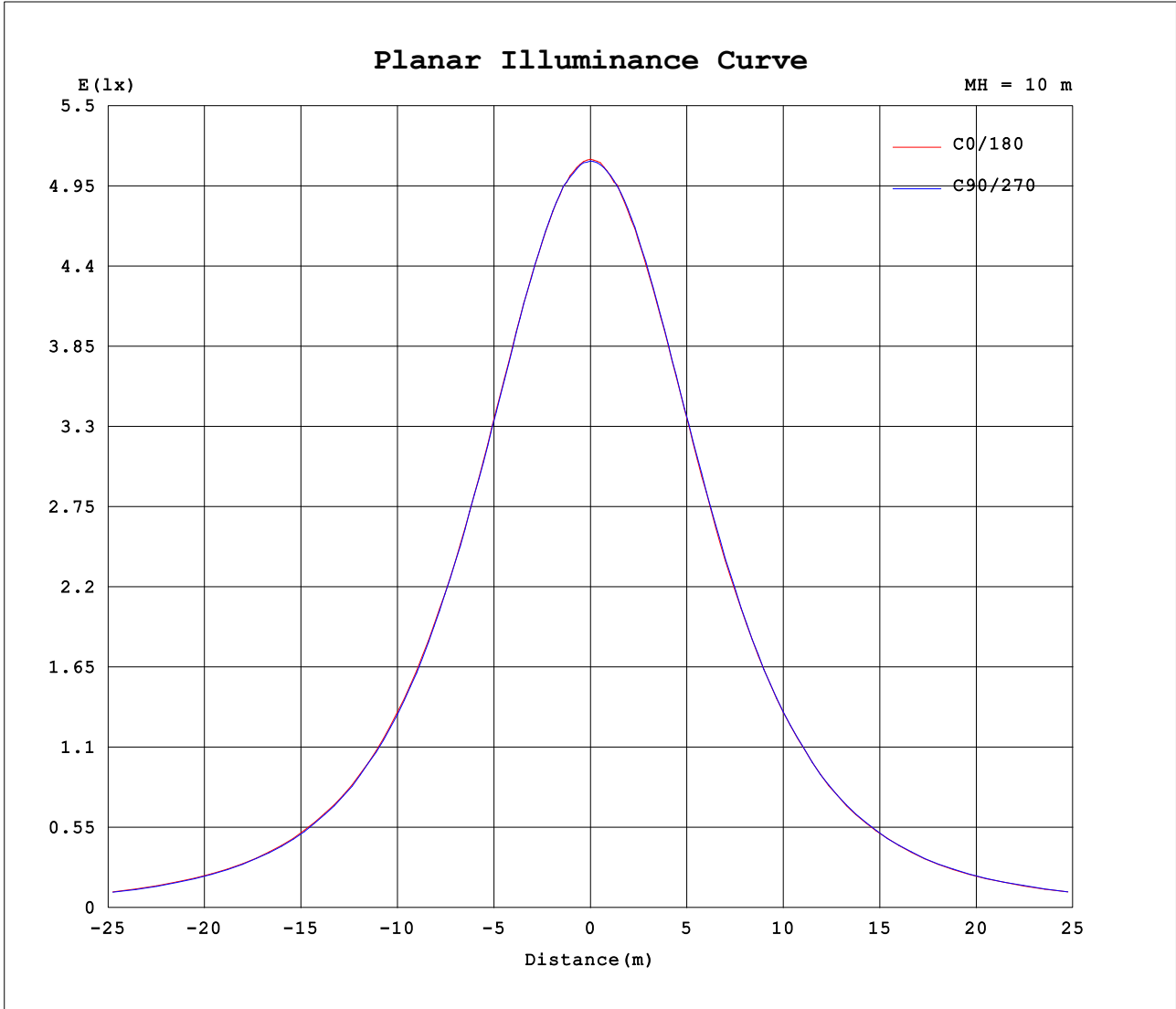
AvgL	cd/m2
L_0~180 (65) av	747
L_0~180 (75) av	800
L_0~180 (85) av	1411
L_90~270 (65) av	738
L_90~270 (75) av	803
L_90~270 (85) av	1399
L_45 (65) av	741
L_45 (75) av	800
L_45 (85) av	1400

Standard: GB/T 29293-2012

C Range: 0 - 360DEG  
 C Interval: 22.5DEG  
 Test Speed: HIGH  
 Temperature:25.3DEG  
 Operators:admin  
 Test Date:2022-03-16

Range: 0 - 180DEG  
 Interval: 1.0DEG  
 Test System:EVERFINE GO-2000B\_V1 SYSTEM V2.00.411  
 Humidity:65.0%  
 Test Distance:8.780m [K=1.0000]  
 Remarks:

Planar Illuminance Curve



C Range: 0 - 360DEG  
 C Interval: 22.5DEG  
 Test Speed: HIGH  
 Temperature:25.3DEG  
 Operators:admin  
 Test Date:2022-03-16

Range: 0 - 180DEG  
 Interval: 1.0DEG  
 Test System:EVERFINE GO-2000B\_V1 SYSTEM V2.00.411  
 Humidity:65.0%  
 Test Distance:8.780m [K=1.0000]  
 Remarks:

**LUMINOUS DISTRIBUTION INTENSITY DATA**

Test:U:120.02V I:0.3825A P:41.460W PF:0.9022 Freq:0Hz Lamp Flux:2028.43x1 lm		
NAME: ADS lighting Corp	TYPE:	WEIGHT:
SPEC.:ASD-LFC-LF-20D42-AC-BK-2700K	DIM.:	SERIAL No.:
MFR.: ADS lighting Corp	SUR.:0.485*0.485	Shielding Angle:

Table--1

UNIT: cd

C (DEG) □ (DEG)	0	22.5	45	67.5	90	112.5	135	157.5	180	202.5	225	247.5	270	292.5	315	337.5			
0	513	514	513	513	512	512	513	512	513	514	513	513	512	512	513	512			
5	511	512	510	511	510	510	510	511	511	511	511	512	511	511	511	510			
10	506	507	506	507	507	506	507	506	507	507	508	508	508	508	507	505			
15	498	499	498	499	498	498	498	498	499	500	500	501	500	501	500	499			
20	488	488	487	487	487	488	487	487	488	489	489	490	489	490	490	488			
25	473	473	472	473	472	473	472	473	475	474	474	475	475	475	475	473			
30	455	455	455	454	453	453	454	454	456	456	456	457	459	455	456	454			
35	433	433	432	431	432	431	431	432	433	434	435	434	435	433	435	432			
40	408	407	406	405	405	406	406	407	409	408	409	409	409	408	409	408			
45	380	378	377	377	375	377	375	377	379	379	381	380	380	380	382	379			
50	346	343	343	340	343	341	343	342	345	346	343	347	344	347	344	346			
55	311	308	309	306	308	305	308	306	308	310	310	312	310	311	309	313			
60	272	271	271	269	270	267	270	269	270	273	270	274	271	273	271	273			
65	235	231	231	229	229	229	231	232	232	232	232	233	232	233	232	236			
70	192	195	191	190	190	191	190	191	190	193	192	194	194	195	191	193			
75	152	153	155	151	150	153	150	152	154	153	153	153	157	152	153	156			
80	120	120	119	119	119	119	118	119	121	121	121	121	122	120	121	120			
85	91.6	91.6	90.2	90.2	89.1	89.4	89.0	90.4	90.2	89.6	90.3	89.9	91.1	90.3	91.1	90.4			
90	66.9	67.2	66.3	66.2	65.3	65.7	65.6	66.4	65.7	65.0	65.6	65.2	65.8	65.1	65.9	66.0			
95	54.7	55.2	55.5	55.5	55.2	55.2	54.7	54.7	53.4	53.1	53.2	53.1	53.3	52.9	53.1	53.6			
100	51.2	51.5	51.4	51.7	51.7	51.3	50.6	51.1	50.3	49.7	49.1	48.6	49.1	48.6	48.9	49.5			
105	49.4	49.4	48.8	49.4	49.2	49.1	48.5	49.4	48.9	47.8	46.6	45.9	46.6	46.2	45.7	47.3			
110	48.4	47.4	47.1	47.6	47.4	47.5	46.6	47.4	47.8	46.2	45.0	44.6	44.5	44.1	43.9	45.8			
115	46.7	45.2	47.4	47.1	47.8	47.4	46.8	45.4	46.2	44.0	44.8	44.1	44.3	43.1	43.8	43.9			
120	45.1	44.4	47.1	46.9	47.7	47.4	47.5	44.7	44.7	43.1	45.4	43.9	44.2	43.0	44.3	42.6			
125	45.8	43.9	46.0	46.6	47.8	46.6	46.2	44.4	45.5	42.8	44.9	43.9	44.2	43.0	44.2	42.1			
130	46.2	43.8	42.9	45.8	47.9	45.6	43.2	44.7	46.0	42.7	42.0	43.8	44.6	42.7	41.5	41.9			
135	46.6	43.3	41.1	43.7	47.3	43.7	41.9	44.4	46.2	42.5	39.9	42.5	44.7	42.0	39.5	41.5			
140	46.5	42.0	40.8	40.2	45.4	40.9	41.5	43.4	46.2	41.6	39.6	39.0	44.0	39.6	39.3	40.8			
145	45.4	41.9	41.1	39.7	43.8	40.4	41.3	42.7	45.1	41.4	39.8	37.8	42.1	38.0	39.6	41.0			
150	43.7	42.1	41.2	39.8	41.8	40.6	41.6	42.8	43.7	41.4	40.6	38.7	40.6	38.2	40.0	41.2			
155	42.4	41.2	40.3	39.2	41.1	40.6	41.2	41.9	42.4	40.8	39.9	39.4	39.6	37.6	39.1	40.1			
160	41.8	41.4	38.9	38.4	40.2	40.5	40.2	40.4	41.9	39.5	39.1	39.7	39.4	37.4	38.4	40.2			
165	41.4	40.8	39.1	38.0	39.8	40.6	39.9	39.7	41.4	39.0	38.6	39.4	39.3	37.0	38.4	40.2			
170	43.8	44.5	44.3	41.2	43.0	44.3	44.2	41.6	43.1	41.3	42.9	42.9	40.5	39.7	42.5	43.4			
175	46.6	46.4	43.9	44.0	46.9	46.9	43.7	43.5	46.0	43.3	43.4	46.2	45.3	42.3	42.8	46.0			
180	47.9	45.2	45.1	46.1	48.4	45.5	44.5	45.0	47.8	45.2	45.2	46.1	48.4	45.5	44.6	45.0			

C Range: 0 - 360DEG  
 C Interval: 22.5DEG  
 Test Speed: HIGH  
 Temperature:25.3DEG  
 Operators:admin  
 Test Date:2022-03-16

□ Range: 0 - 180DEG  
 □ Interval: 1.0DEG  
 Test System:EVERFINE GO-2000B\_V1 SYSTEM V2.00.411  
 Humidity:65.0%  
 Test Distance:8.780m [K=1.0000]  
 Remarks: