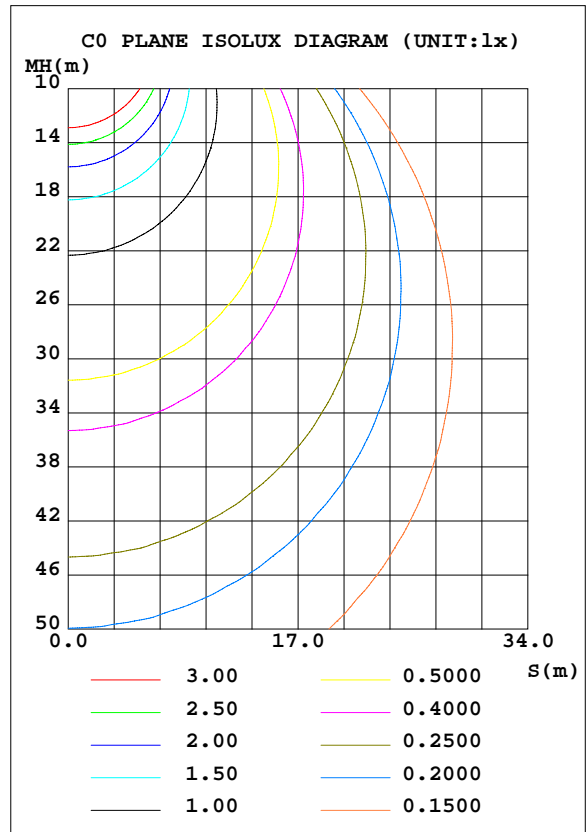
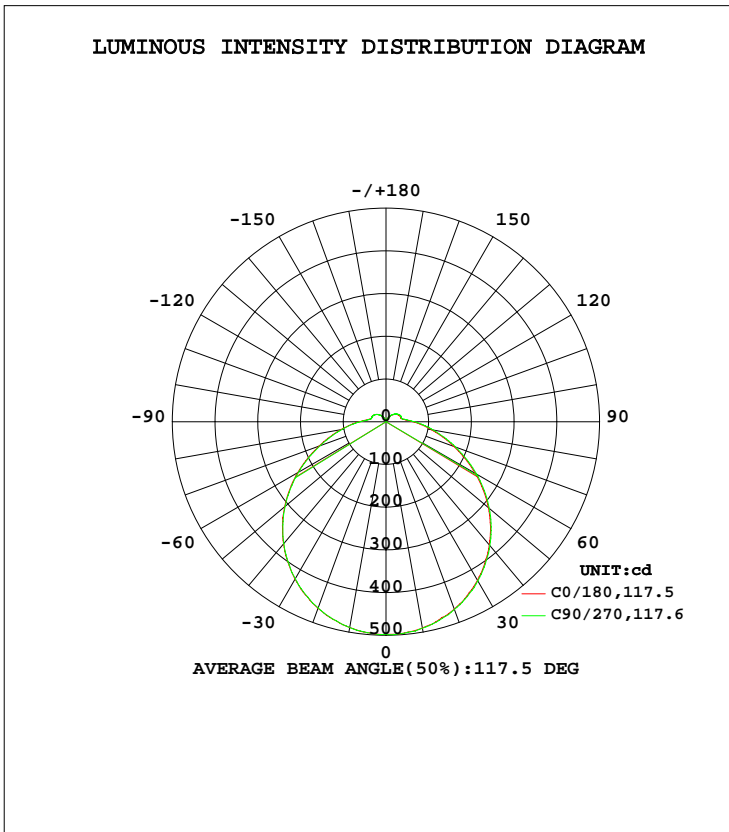


LUMINAIRE PHOTOMETRIC TEST REPORT

Test:U:120.0V I:0.1750A P:20.76W PF:0.9883 Lamp Flux:1781.87x1 lm		
NAME: ASD-LFMDR-MV-14N2140-NK	TYPE:N/A	WEIGHT:N/A
SPEC.:N/A	DIM.: N/A	SERIAL No.:N/A
MFR.: ASD lighting corp.	SUR.:N/A	Shielding Angle:N/A

DATA OF LAMP		PHOTOMETRIC DATA Eff: 85.83 lm/W			
MODEL	ASD-LFMDR-MV-14N2140-NK	Imax(cd)	498.9	S/MH(C0/180)	1.28
NOMINAL POWER(W)	21	LOR(%)	100.0	S/MH(C90/270)	1.28
RATED VOLTAGE(V)	120	TOTAL FLUX(lm)	1781.9	η UP, DN(C0-180)	5.2,44.4
NOMINAL FLUX(lm)	1781.87	CIE CLASS	SEMI-D.	η UP, DN(C180-360)	5.3,45.1
LAMPS INSIDE	1	η up(%)	10.5	CIBSE SHR NOM	1.25
TEST VOLTAGE(V)	120	η down(%)	89.5	CIBSE SHR MAX	1.35



C Range: 0 - 360DEG
 C Interval: 22.5DEG
 Test Speed: 10.0deg/s
 Temperature:24.2DEG
 Operators:Ben
 Test Date:2020-03-22

γ Range: 0 - 180DEG
 γ Interval: 1.0DEG
 Test System:EVERFINE GO-R5000_V2 SYSTEM V2.0.351
 Humidity:44%
 Test Distance:2.506m [K=1.0000]
 Remarks:

ZONAL FLUX DIAGRAM

ZONAL FLUX DIAGRAM:

γ	C0	C45	C90	C135	C180	C225	C270	C315	γ	Φ zone	Φ total	%lum,lamp
10	489.4	489.0	489.1	489.6	490.6	491.0	490.9	490.3	0- 10	47.17	47.17	2.65,2.65
20	465.0	464.2	464.1	465.1	466.9	468.0	467.9	466.6	10- 20	135.5	182.6	10.2,10.2
30	425.6	424.8	424.7	426.3	428.5	430.3	430.1	427.8	20- 30	206.7	389.4	21.9,21.9
40	373.2	372.3	372.1	374.0	376.4	378.5	378.4	375.7	30- 40	252.0	641.4	36,36
50	309.8	308.6	308.2	310.3	313.0	315.5	315.6	313.1	40- 50	265.9	907.3	50.9,50.9
60	238.7	237.3	236.5	238.6	241.5	244.4	244.9	241.8	50- 60	247.4	1155	64.8,64.8
70	166.9	165.7	164.0	166.7	169.3	172.2	173.4	169.7	60- 70	202.0	1357	76.1,76.1
80	107.3	106.2	105.0	106.6	108.4	111.4	112.5	109.2	70- 80	144.8	1501	84.3,84.3
90	62.84	62.10	60.95	62.31	63.78	66.39	67.25	64.31	80- 90	92.50	1594	89.5,89.5
100	37.79	37.38	36.90	37.85	38.80	39.84	39.76	38.50	90-100	53.44	1647	92.5,92.5
110	35.37	35.22	34.68	36.47	36.19	36.81	37.57	35.75	100-110	38.48	1686	94.6,94.6
120	32.34	32.19	32.04	33.81	33.13	33.63	34.38	32.83	110-120	34.59	1720	96.6,96.6
130	26.90	26.72	26.84	28.77	27.33	27.53	28.58	26.94	120-130	27.33	1748	98.1,98.1
140	19.78	19.53	19.81	22.20	19.89	19.91	20.51	19.30	130-140	18.63	1766	99.1,99.1
150	11.59	11.48	12.03	13.75	11.61	11.24	11.39	10.74	140-150	10.14	1777	99.7,99.7
160	5.630	4.140	6.263	6.207	5.291	6.205	5.621	4.516	150-160	3.866	1780	99.9,99.9
170	3.332	1.896	4.177	3.863	2.679	3.943	3.362	2.832	160-170	1.195	1782	100,100
180	0.6731	0.6768	0.5849	0.6308	0.6845	0.6839	0.6852	0.6849	170-180	0.2239	1782	100,100
DEG	LUMINOUS INTENSITY:cd Less than 25% Percent = 11.5 %									UNIT:lm		

Conical surface Flux(90deg): 774.63 lm

%lum = 43.5%
%lamp = 43.5%

Conical surface Flux(120deg): 1154.7 lm

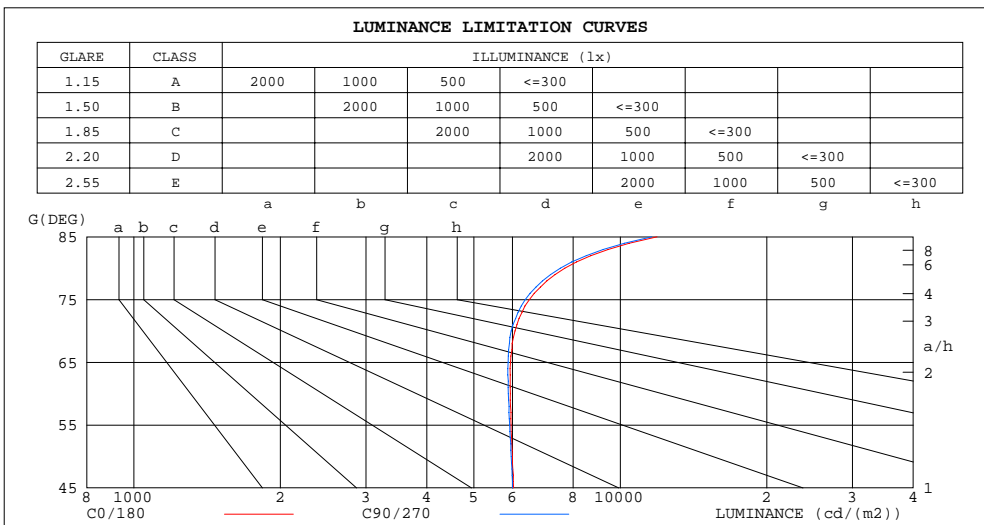
%lum = 64.8%
%lamp = 64.8%

C Range: 0 - 360DEG
C Interval: 22.5DEG
Test Speed: 10.0deg/s
Temperature:24.2DEG
Operators:Ben
Test Date:2020-03-22

γ Range: 0 - 180DEG
γ Interval: 1.0DEG
Test System:EVERFINE GO-R5000_V2 SYSTEM V2.0.351
Humidity:44%
Test Distance:2.506m [K=1.0000]
Remarks:

LUMINANCE LIMITATION CURVES

Test:U:120.0V I:0.1750A P:20.76W PF:0.9883 Lamp Flux:1781.87x1 lm		
NAME: ASD-LFMDR-MV-14N2140-NK	TYPE:N/A	WEIGHT:N/A
SPEC.:N/A	DIM.: N/A	SERIAL No.:N/A
MFR.: ASD lighting corp.	SUR.:N/A	Shielding Angle:N/A



LUMINANCE cd/(m2)		
G(DEG)	C0/180	C90/270
85	11895	11600
80	7691	7524
75	6502	6374
70	6075	5966
65	5947	5881
60	5941	5885
55	5962	5923
50	5999	5966
45	6033	6003

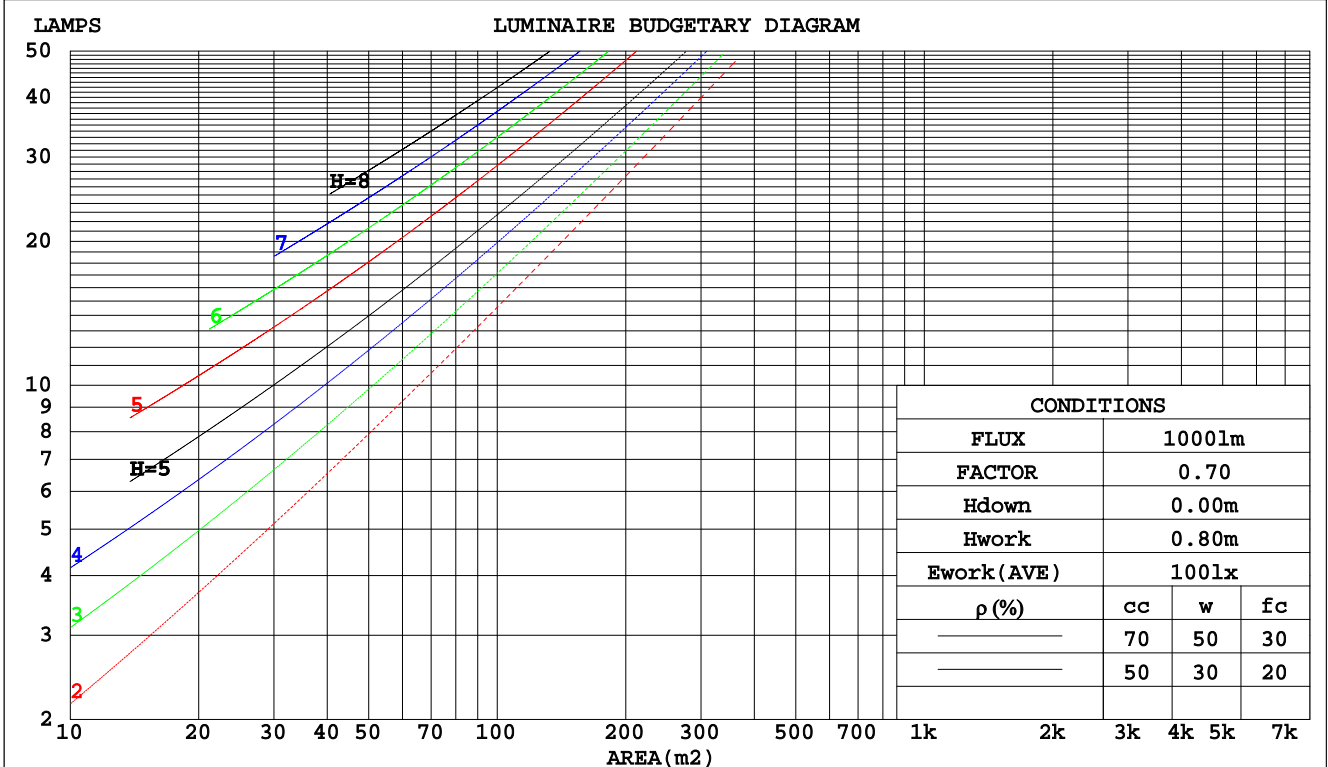
C Range: 0 - 360DEG
 C Interval: 22.5DEG
 Test Speed: 10.0deg/s
 Temperature:24.2DEG
 Operators:Ben
 Test Date:2020-03-22

γ Range: 0 - 180DEG
 γ Interval: 1.0DEG
 Test System:EVERFINE GO-R5000_V2 SYSTEM V2.0.351
 Humidity:44%
 Test Distance:2.506m [K=1.0000]
 Remarks:

CU AND LUMINAIRE BUDGETARY ESTIMATE DIAGRAM

Test:U:120.0V I:0.1750A P:20.76W PF:0.9883 Lamp Flux:1781.87x1 lm		
NAME: ASD-LFMDR-MV-14N2140-NK	TYPE:N/A	WEIGHT:N/A
SPEC.:N/A	DIM.: N/A	SERIAL No.:N/A
MFR.: ASD lighting corp.	SUR.:N/A	Shielding Angle:N/A

pcc	80%			70%			50%			30%			10%			0
	50%	30%	10%	50%	30%	10%	50%	30%	10%	50%	30%	10%	50%	30%	10%	0
pw																
pfc	20%			20%			20%			20%			20%			0
RCR	RCR:Room Cavity Ratio						Coefficients of Utilization(CU)									
0.0	1.17	1.17	1.17	1.13	1.13	1.13	1.05	1.05	1.05	.99	.99	.99	.92	.92	.92	.89
1.0	.99	.94	.90	.96	.91	.87	.90	.86	.83	.84	.81	.78	.79	.76	.74	.71
2.0	.86	.78	.72	.83	.76	.70	.77	.72	.67	.73	.68	.64	.68	.64	.61	.58
3.0	.75	.66	.59	.72	.64	.58	.68	.61	.56	.64	.58	.53	.60	.55	.51	.48
4.0	.66	.57	.50	.64	.55	.49	.60	.53	.47	.56	.50	.45	.53	.48	.44	.41
5.0	.59	.49	.43	.57	.48	.42	.54	.46	.40	.51	.44	.39	.48	.42	.38	.35
6.0	.53	.44	.37	.51	.43	.36	.48	.41	.35	.46	.39	.34	.43	.37	.33	.31
7.0	.48	.39	.33	.46	.38	.32	.44	.36	.31	.41	.35	.30	.39	.34	.29	.27
8.0	.43	.35	.29	.42	.34	.28	.40	.33	.28	.38	.32	.27	.36	.30	.26	.24
9.0	.40	.31	.26	.39	.31	.26	.37	.30	.25	.35	.29	.24	.33	.28	.23	.22
10.0	.37	.29	.23	.36	.28	.23	.34	.27	.22	.32	.26	.22	.31	.25	.21	.19



C Range: 0 - 360DEG
 C Interval: 22.5DEG
 Test Speed: 10.0deg/s
 Temperature:24.2DEG
 Operators:Ben
 Test Date:2020-03-22

γ Range: 0 - 180DEG
 γ Interval: 1.0DEG
 Test System:EVERFINE GO-R5000_V2 SYSTEM V2.0.351
 Humidity:44%
 Test Distance:2.506m [K=1.0000]
 Remarks:

WEC AND CCEC

Test:U:120.0V I:0.1750A P:20.76W PF:0.9883 Lamp Flux:1781.87x1 lm		
NAME: ASD-LFMDR-MV-14N2140-NK	TYPE:N/A	WEIGHT:N/A
SPEC.:N/A	DIM.: N/A	SERIAL No.:N/A
MFR.: ASD lighting corp.	SUR.:N/A	Shielding Angle:N/A

ρcc	80%			70%			50%			30%			10%			0
ρw	50%	30%	10%	50%	30%	10%	50%	30%	10%	50%	30%	10%	50%	30%	10%	0
ρfc	20%			20%			20%			20%			20%			0
RCR	RCR:Room Cavity Ratio						Wall Exitance Coefficients(WEC)									
0.0																
1.0	.351	.200	.063	.341	.194	.062	.321	.184	.059	.304	.175	.056	.287	.166	.054	
2.0	.314	.172	.053	.304	.168	.052	.287	.159	.050	.271	.152	.048	.256	.145	.046	
3.0	.283	.151	.045	.275	.147	.044	.259	.140	.043	.245	.134	.041	.231	.128	.040	
4.0	.258	.134	.039	.250	.131	.039	.236	.125	.037	.223	.120	.036	.211	.114	.035	
5.0	.236	.120	.035	.229	.118	.034	.216	.113	.033	.205	.108	.032	.193	.103	.031	
6.0	.217	.109	.031	.211	.107	.031	.200	.102	.030	.189	.098	.029	.179	.094	.028	
7.0	.201	.100	.028	.196	.098	.028	.185	.094	.027	.175	.090	.026	.166	.086	.025	
8.0	.187	.092	.026	.182	.090	.025	.173	.086	.025	.164	.083	.024	.155	.080	.023	
9.0	.175	.085	.024	.170	.083	.023	.162	.080	.023	.153	.077	.022	.146	.074	.021	
10.0	.164	.079	.022	.160	.077	.022	.152	.074	.021	.144	.072	.020	.137	.069	.020	

ρcc	80%			70%			50%			30%			10%			0
ρw	50%	30%	10%	50%	30%	10%	50%	30%	10%	50%	30%	10%	50%	30%	10%	0
ρfc	20%			20%			20%			20%			20%			0
RCR	RCR:Room Cavity Ratio						Ceiling Cavity Exitance Coefficients(CCEC)									
0.0	.271	.271	.271	.231	.231	.231	.158	.158	.158	.091	.091	.091	.029	.029	.029	
1.0	.264	.237	.212	.226	.203	.183	.155	.140	.126	.089	.081	.073	.029	.026	.024	
2.0	.257	.213	.177	.220	.184	.153	.151	.127	.107	.087	.074	.063	.028	.024	.020	
3.0	.249	.196	.154	.213	.169	.134	.147	.118	.094	.085	.069	.055	.027	.022	.018	
4.0	.241	.184	.139	.207	.159	.121	.142	.111	.085	.082	.065	.050	.027	.021	.017	
5.0	.234	.173	.129	.201	.150	.112	.138	.105	.079	.080	.062	.047	.026	.020	.015	
6.0	.226	.165	.121	.195	.143	.106	.134	.100	.075	.078	.059	.044	.025	.019	.015	
7.0	.219	.159	.116	.189	.137	.101	.130	.096	.072	.076	.057	.043	.024	.019	.014	
8.0	.213	.153	.112	.183	.133	.097	.127	.093	.069	.074	.055	.041	.024	.018	.014	
9.0	.207	.148	.108	.178	.129	.095	.123	.090	.067	.072	.053	.040	.023	.018	.013	
10.0	.201	.144	.106	.173	.125	.092	.120	.088	.066	.070	.052	.039	.023	.017	.013	

C Range: 0 - 360DEG
 C Interval: 22.5DEG
 Test Speed: 10.0deg/s
 Temperature:24.2DEG
 Operators:Ben
 Test Date:2020-03-22

γ Range: 0 - 180DEG
 γ Interval: 1.0DEG
 Test System:EVERFINE GO-R5000_V2 SYSTEM V2.0.351
 Humidity:44%
 Test Distance:2.506m [K=1.0000]
 Remarks:

UGR(Unified Glare Rating) Table

Test:U:120.0V I:0.1750A P:20.76W PF:0.9883 Lamp Flux:1781.87x1 lm										
NAME: ASD-LFMDR-MV-14N2140-NK					TYPE:N/A			WEIGHT:N/A		
SPEC.:N/A					DIM.: N/A			SERIAL No.:N/A		
MFR.: ASD lighting corp.					SUR.:N/A			Shielding Angle:N/A		
ceiling/cavity	0.7	0.7	0.5	0.5	0.3	0.7	0.7	0.5	0.5	0.3
walls	0.5	0.3	0.5	0.3	0.3	0.5	0.3	0.5	0.3	0.3
working plane	0.2	0.2	0.2	0.2	0.2	0.2	0.2	0.2	0.2	0.2
Room dimensions	Viewed crosswise					Viewed endwise				
x = 2H y = 2H	18.4	19.8	18.8	20.2	20.6	18.3	19.7	18.7	20.1	20.5
3H	20.1	21.5	20.6	21.9	22.3	20.1	21.4	20.5	21.8	22.3
4H	21.0	22.3	21.5	22.7	23.2	21.0	22.2	21.4	22.6	23.1
6H	21.9	23.1	22.4	23.6	24.1	21.8	23.0	22.3	23.5	24.0
8H	22.4	23.5	22.9	24.0	24.5	22.3	23.4	22.8	23.9	24.4
12H	22.9	24.0	23.4	24.5	25.0	22.8	23.9	23.3	24.4	24.9
4H 2H	19.0	20.2	19.4	20.7	21.1	19.0	20.2	19.4	20.6	21.1
3H	21.0	22.1	21.5	22.6	23.1	20.9	22.0	21.4	22.5	23.0
4H	22.0	23.0	22.6	23.5	24.1	22.0	23.0	22.5	23.5	24.0
6H	23.1	24.0	23.7	24.5	25.1	23.0	23.9	23.6	24.5	25.1
8H	23.7	24.5	24.3	25.1	25.7	23.6	24.4	24.2	25.0	25.6
12H	24.3	25.1	24.9	25.7	26.3	24.2	25.0	24.8	25.6	26.2
8H 4H	22.4	23.3	23.0	23.8	24.4	22.4	23.2	22.9	23.8	24.4
6H	23.8	24.5	24.4	25.0	25.7	23.7	24.4	24.3	25.0	25.6
8H	24.5	25.1	25.1	25.7	26.4	24.4	25.1	25.0	25.7	26.3
12H	25.4	25.9	26.0	26.5	27.2	25.3	25.8	25.9	26.4	27.1
12H 4H	22.5	23.3	23.1	23.8	24.5	22.4	23.2	23.0	23.8	24.4
6H	23.9	24.5	24.5	25.1	25.8	23.9	24.5	24.5	25.1	25.8
8H	24.8	25.3	25.4	25.9	26.6	24.7	25.2	25.3	25.9	26.6
Variations with the observer position at spacings:										
S = 1.0H	+ 0.1 / - 0.1					+ 0.1 / - 0.1				
1.5H	+ 0.2 / - 0.3					+ 0.2 / - 0.3				
2.0H	+ 0.2 / - 0.3					+ 0.2 / - 0.3				

CIE Pub.117 Corrected 1782 lm Total Lamp Luminous Flux.(8log(F/F0) = 2.0)

C Range: 0 - 360DEG
 C Interval: 22.5DEG
 Test Speed: 10.0deg/s
 Temperature:24.2DEG
 Operators:Ben
 Test Date:2020-03-22

γ Range: 0 - 180DEG
 γ Interval: 1.0DEG
 Test System:EVERFINE GO-R5000_V2 SYSTEM V2.0.351
 Humidity:44%
 Test Distance:2.506m [K=1.0000]
 Remarks:

UTILIZATION FACTORS TABLE

Test:U:120.0V I:0.1750A P:20.76W PF:0.9883 Lamp Flux:1781.87x1 lm		
NAME: ASD-LFMDR-MV-14N2140-NK	TYPE:N/A	WEIGHT:N/A
SPEC.:N/A	DIM.: N/A	SERIAL No.:N/A
MFR.: ASD lighting corp.	SUR.:N/A	Shielding Angle:N/A

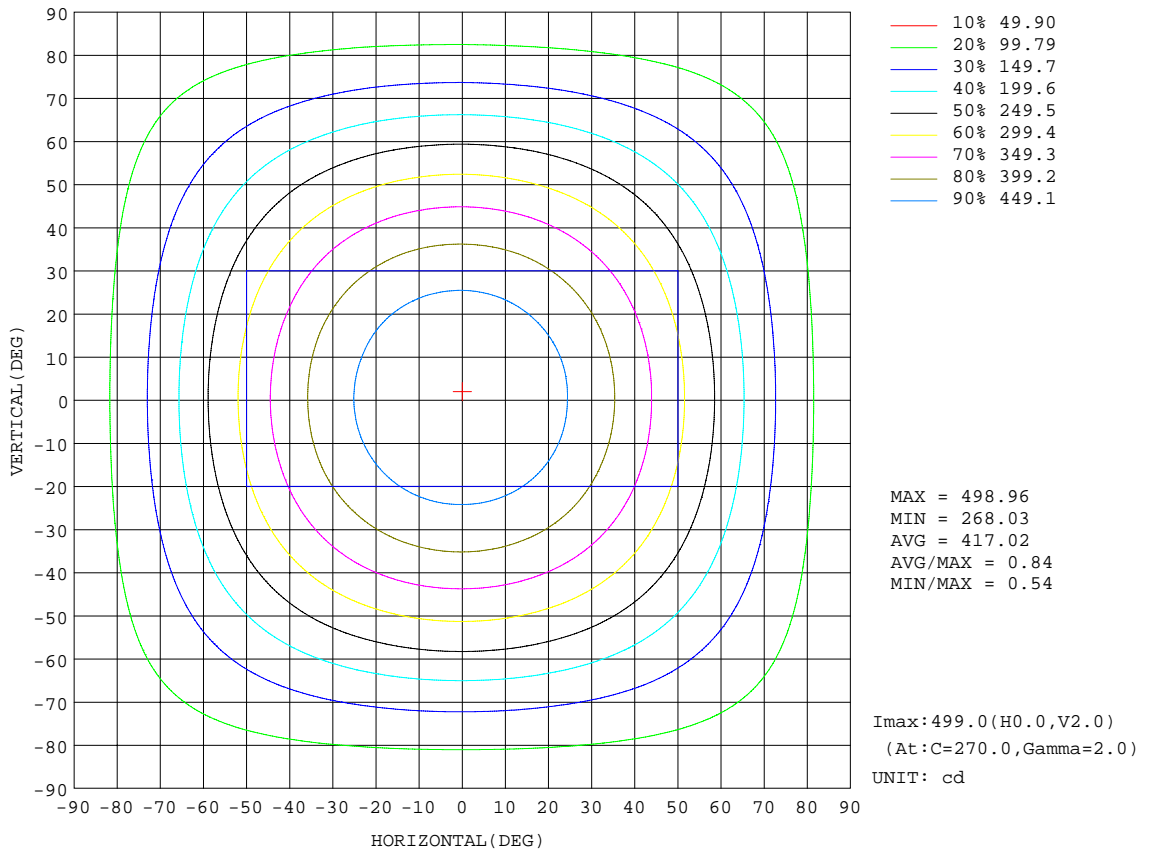
REFLECTANCE										
Ceiling	0.8	0.8	0.8	0.7	0.7	0.7	0.5	0.5	0.5	0
Walls	0.7	0.5	0.3	0.7	0.5	0.3	0.7	0.5	0.3	0
Working plane	0.2	0.2	0.2	0.2	0.2	0.2	0.2	0.2	0.2	0
ROOM INDEX	UTILIZATION FACTORS(PERCENT) $k(RI) \times RCR = 5$									
k = 0.60	52	40	33	51	40	33	50	39	33	26
0.80	62	49	42	60	49	41	58	48	41	33
1.00	70	58	50	68	57	49	65	58	48	40
1.25	77	65	57	75	64	57	71	62	55	47
1.50	82	71	63	80	69	62	75	67	60	51
2.00	89	79	72	86	77	70	81	74	68	58
2.50	93	84	77	90	82	75	85	78	73	62
3.00	97	88	82	94	86	80	88	82	77	66
4.00	101	94	88	98	91	86	92	87	82	70
5.00	104	98	93	100	95	90	94	90	86	73
ROOM INDEX	UF(total)									Direct
According to DIN EN 13032-2 2004			Suspended				SHRNOM = 1.25			

C Range: 0 - 360DEG
 C Interval: 22.5DEG
 Test Speed: 10.0deg/s
 Temperature:24.2DEG
 Operators:Ben
 Test Date:2020-03-22

γ Range: 0 - 180DEG
 γ Interval: 1.0DEG
 Test System:EVERFINE GO-R5000_V2 SYSTEM V2.0.351
 Humidity:44%
 Test Distance:2.506m [K=1.0000]
 Remarks:

ISOCANDELA DIAGRAM

Test:U:120.0V I:0.1750A P:20.76W PF:0.9883 Lamp Flux:1781.87x1 lm		
NAME:ASD-LFMDR-MV-14N2140-NK	TYPE:N/A	WEIGHT:N/A
SPEC.:N/A	DIM.: N/A	SERIAL No.:N/A
MFR.: ASD lighting corp.	SUR.:N/A	Shielding Angle:N/A

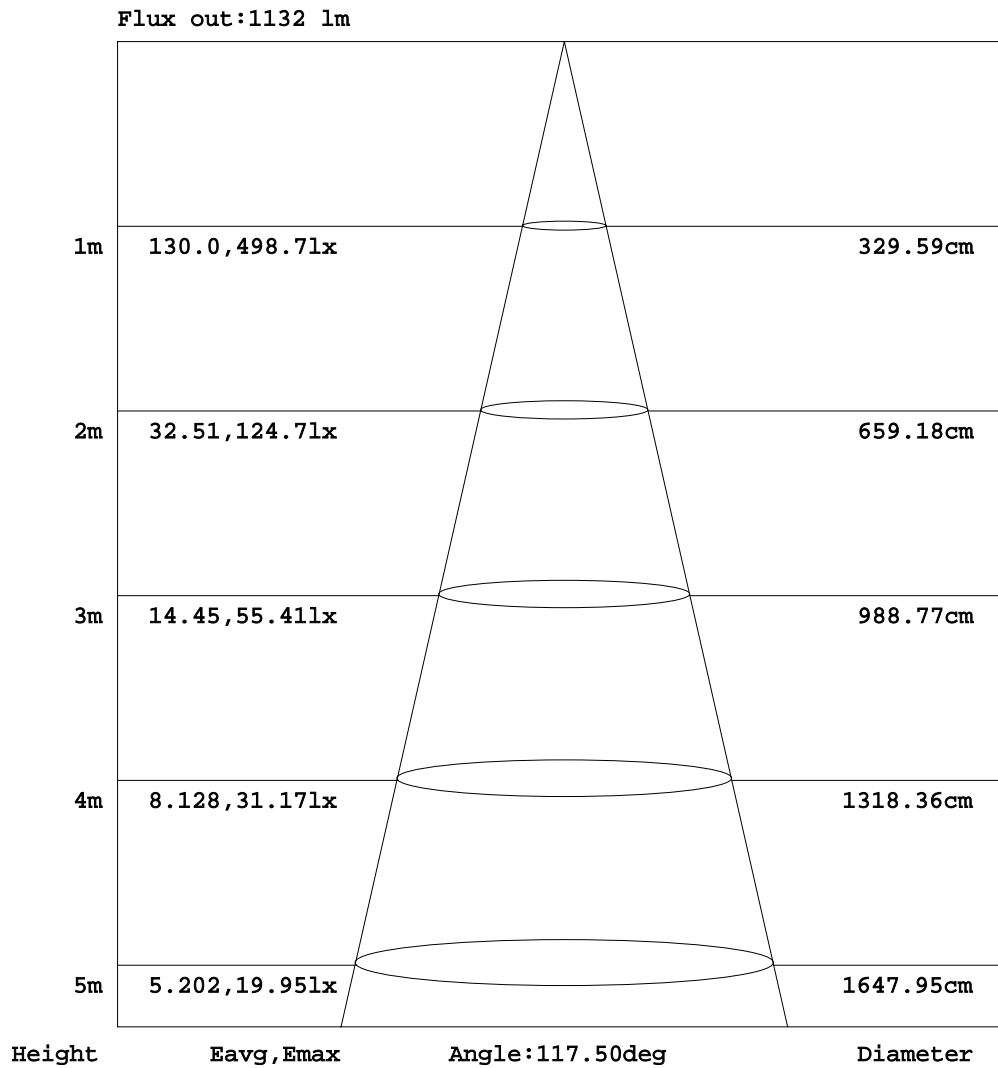


C Range: 0 - 360DEG
 C Interval: 22.5DEG
 Test Speed: 10.0deg/s
 Temperature:24.2DEG
 Operators:Ben
 Test Date:2020-03-22

γ Range: 0 - 180DEG
 γ Interval: 1.0DEG
 Test System:EVERFINE GO-R5000_V2 SYSTEM V2.0.351
 Humidity:44%
 Test Distance:2.506m [K=1.0000]
 Remarks:

AAI Figure

Test:U:120.0V I:0.1750A P:20.76W PF:0.9883 Lamp Flux:1781.87x1 lm		
NAME: ASD-LFMDR-MV-14N2140-NK	TYPE:N/A	WEIGHT:N/A
SPEC.:N/A	DIM.: N/A	SERIAL No.:N/A
MFR.: ASD lighting corp.	SUR.:N/A	Shielding Angle:N/A



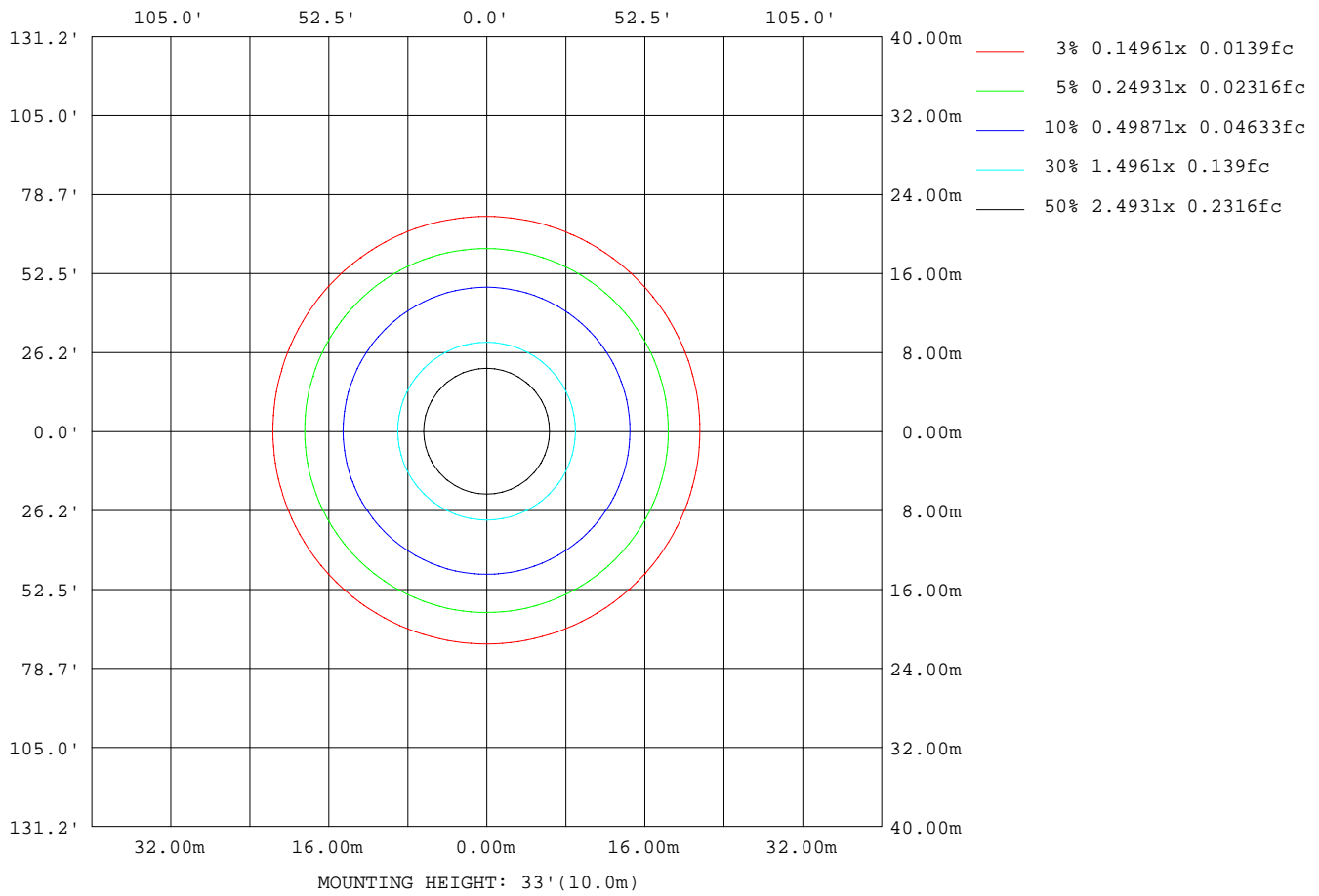
Note:The Curves indicate the illuminated area and the average illumination when the luminaire is at different distance.

C Range: 0 - 360DEG
 C Interval: 22.5DEG
 Test Speed: 10.0deg/s
 Temperature:24.2DEG
 Operators:Ben
 Test Date:2020-03-22

γ Range: 0 - 180DEG
 γ Interval: 1.0DEG
 Test System:EVERFINE GO-R5000_V2 SYSTEM V2.0.351
 Humidity:44%
 Test Distance:2.506m [K=1.0000]
 Remarks:

ISOLUX DIAGRAM

Test:U:120.0V I:0.1750A P:20.76W PF:0.9883 Lamp Flux:1781.87x1 lm		
NAME: ASD-LFMDR-MV-14N2140-NK	TYPE:N/A	WEIGHT:N/A
SPEC.:N/A	DIM.: N/A	SERIAL No.:N/A
MFR.: ASD lighting corp.	SUR.:N/A	Shielding Angle:N/A



C Range: 0 - 360DEG
 C Interval: 22.5DEG
 Test Speed: 10.0deg/s
 Temperature:24.2DEG
 Operators:Ben
 Test Date:2020-03-22

γ Range: 0 - 180DEG
 γ Interval: 1.0DEG
 Test System:EVERFINE GO-R5000_V2 SYSTEM V2.0.351
 Humidity:44%
 Test Distance:2.506m [K=1.0000]
 Remarks:

LED Avg.L Report

Test:U:120.0V I:0.1750A P:20.76W PF:0.9883 Lamp Flux:1781.87x1 lm		
NAME: ASD-LFMDR-MV-14N2140-NK	TYPE:N/A	WEIGHT:N/A
SPEC.:N/A	DIM.: N/A	SERIAL No.:N/A
MFR.: ASD lighting corp.	SUR.:N/A	Shielding Angle:N/A

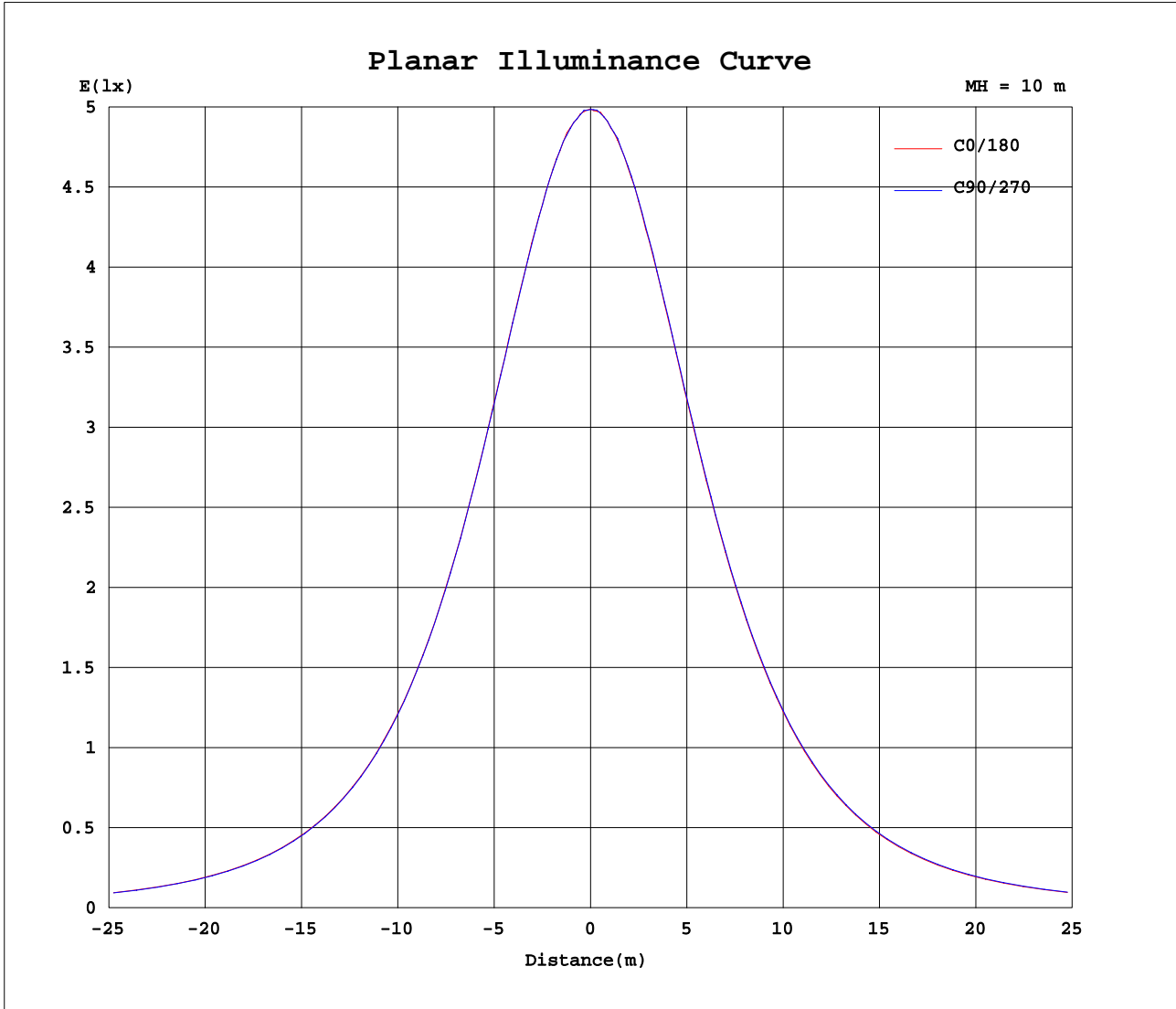
AvgL	cd/m2
L_0~180(65)av	5984
L_0~180(75)av	6548
L_0~180(85)av	11962
L_90~270(65)av	6009
L_90~270(75)av	6584
L_90~270(85)av	12077
L_45(65)av	6002
L_45(75)av	6566
L_45(85)av	12035

Standard: GB/T 29293-2012

C Range: 0 - 360DEG
 C Interval: 22.5DEG
 Test Speed: 10.0deg/s
 Temperature:24.2DEG
 Operators:Ben
 Test Date:2020-03-22

γ Range: 0 - 180DEG
 γ Interval: 1.0DEG
 Test System:EVERFINE GO-R5000_V2 SYSTEM V2.0.351
 Humidity:44%
 Test Distance:2.506m [K=1.0000]
 Remarks:

Planar Illuminance Curve



C Range: 0 - 360DEG
 C Interval: 22.5DEG
 Test Speed: 10.0deg/s
 Temperature: 24.2DEG
 Operators: Ben
 Test Date: 2020-03-22

γ Range: 0 - 180DEG
 γ Interval: 1.0DEG
 Test System: EVERFINE GO-R5000_V2 SYSTEM V2.0.351
 Humidity: 44%
 Test Distance: 2.506m [K=1.0000]
 Remarks:

LUMINOUS DISTRIBUTION INTENSITY DATA

Test:U:120.0V I:0.1750A P:20.76W PF:0.9883 Lamp Flux:1781.87x1 lm		
NAME: ASD-LFMDR-MV-14N2140-NK	TYPE:N/A	WEIGHT:N/A
SPEC.:N/A	DIM.: N/A	SERIAL No.:N/A
MFR.: ASD lighting corp.	SUR.:N/A	Shielding Angle:N/A

Table--1

UNIT: cd

C(DEG) γ (DEG)	0	22.5	45	67.5	90	112.5	135	157.5	180	202.5	225	247.5	270	292.5	315	337.5			
0	498	498	498	498	498	498	498	498	498	498	498	498	498	498	498	498			
5	496	495	496	495	496	496	496	496	497	496	497	496	497	496	496	496			
10	489	489	489	489	489	489	490	490	491	491	491	491	491	491	490	490			
15	479	478	479	478	479	478	479	480	480	480	482	481	482	481	480	480			
20	465	465	464	464	464	464	465	466	467	468	468	468	468	467	467	466			
25	447	446	447	446	446	446	447	448	450	450	452	451	451	450	449	448			
30	426	425	425	424	425	425	426	427	429	429	430	430	430	429	428	427			
35	401	400	400	400	400	401	401	403	404	405	406	406	406	405	403	402			
40	373	373	372	372	372	373	374	375	376	377	379	379	378	377	376	375			
45	343	342	342	341	341	342	343	345	346	347	348	349	348	347	345	344			
50	310	309	309	308	308	309	310	311	313	314	316	316	316	314	313	311			
55	275	274	274	273	273	274	275	276	278	279	281	281	281	280	278	276			
60	239	238	237	236	237	237	239	240	241	243	244	245	245	244	242	240			
65	202	201	201	200	200	200	202	203	205	206	208	208	209	207	205	204			
70	167	166	166	165	164	165	167	168	169	170	172	173	173	172	170	168			
75	135	135	134	133	133	133	135	136	137	138	140	141	141	140	138	136			
80	107	107	106	105	105	106	107	108	108	110	111	112	112	111	109	108			
85	83.3	82.7	82.5	81.6	81.3	81.7	82.5	83.4	84.3	85.8	87.3	88.0	88.0	86.7	85.0	83.7			
90	62.8	62.5	62.1	61.4	60.9	61.4	62.3	63.0	63.8	64.9	66.4	67.2	67.3	66.0	64.3	63.1			
95	47.1	46.5	46.7	45.9	45.6	46.0	46.8	47.5	48.0	48.9	49.9	50.8	50.5	49.6	48.2	47.3			
100	37.8	36.9	37.4	37.1	36.9	37.7	37.8	38.1	38.8	38.9	39.8	40.2	39.8	39.7	38.5	37.9			
105	35.5	35.0	35.4	35.1	35.0	36.0	36.5	36.6	36.4	36.3	37.0	37.6	37.3	37.0	35.9	35.4			
110	35.4	35.0	35.2	34.8	34.7	35.7	36.5	36.5	36.2	36.1	36.8	37.6	37.6	36.9	35.7	35.2			
115	34.3	34.1	34.2	33.8	33.7	34.8	35.6	35.7	35.1	35.0	35.7	36.5	36.5	35.8	34.8	34.1			
120	32.3	32.1	32.2	32.0	32.0	33.2	33.8	33.5	33.1	33.1	33.6	34.3	34.4	33.7	32.8	32.3			
125	29.8	29.8	29.7	29.5	29.6	30.8	31.5	31.2	30.5	30.3	30.8	31.7	31.8	31.0	30.1	29.7			
130	26.9	27.1	26.7	26.5	26.8	28.4	28.8	28.4	27.3	27.0	27.5	28.4	28.6	27.7	26.9	26.6			
135	23.5	23.8	23.3	23.5	23.5	24.7	25.6	25.4	23.8	23.3	23.9	24.8	24.8	23.9	23.4	23.1			
140	19.8	20.2	19.5	20.1	19.8	20.9	22.2	21.6	19.9	19.2	19.9	20.8	20.5	19.8	19.3	19.5			
145	15.9	15.9	15.3	16.2	15.6	16.9	17.8	17.5	16.0	15.1	15.3	16.0	16.1	15.5	15.2	15.0			
150	11.6	11.6	11.5	11.7	12.0	12.3	13.8	12.8	11.6	11.4	11.2	11.3	11.4	10.9	10.7	11.0			
155	7.88	7.93	6.96	8.07	8.45	8.27	9.12	8.52	7.78	7.81	7.77	7.77	7.87	7.28	7.84	7.88			
160	5.63	5.37	4.14	5.46	6.26	5.82	6.21	5.19	5.29	5.82	6.21	5.58	5.62	4.10	4.52	5.52			
165	4.26	4.18	2.65	4.51	4.86	4.84	4.64	3.53	3.72	3.98	4.49	4.48	4.29	3.05	2.32	3.80			
170	3.33	3.43	1.90	3.91	4.18	3.88	3.86	3.05	2.68	2.70	3.94	3.52	3.36	2.59	2.83	2.42			
175	1.42	1.09	0.93	1.90	2.32	1.97	1.63	1.93	2.29	2.30	1.97	2.09	2.12	1.84	2.20	1.10			
180	0.67	0.68	0.68	0.67	0.58	0.65	0.63	0.60	0.68	0.68	0.68	0.68	0.69	0.68	0.68	0.69			

C Range: 0 - 360DEG
 C Interval: 22.5DEG
 Test Speed: 10.0deg/s
 Temperature:24.2DEG
 Operators:Ben
 Test Date:2020-03-22

γ Range: 0 - 180DEG
 γ Interval: 1.0DEG
 Test System:EVERFINE GO-R5000_V2 SYSTEM V2.0.351
 Humidity:44%
 Test Distance:2.506m [K=1.0000]
 Remarks: