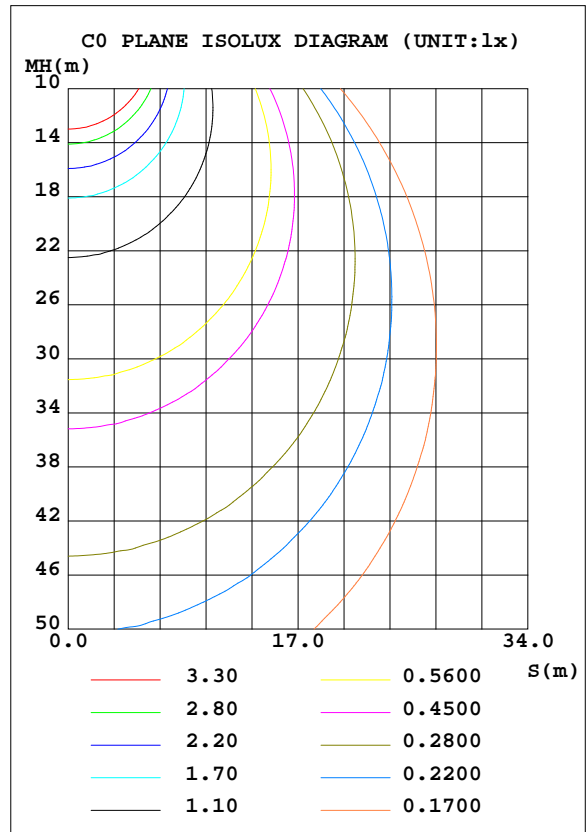
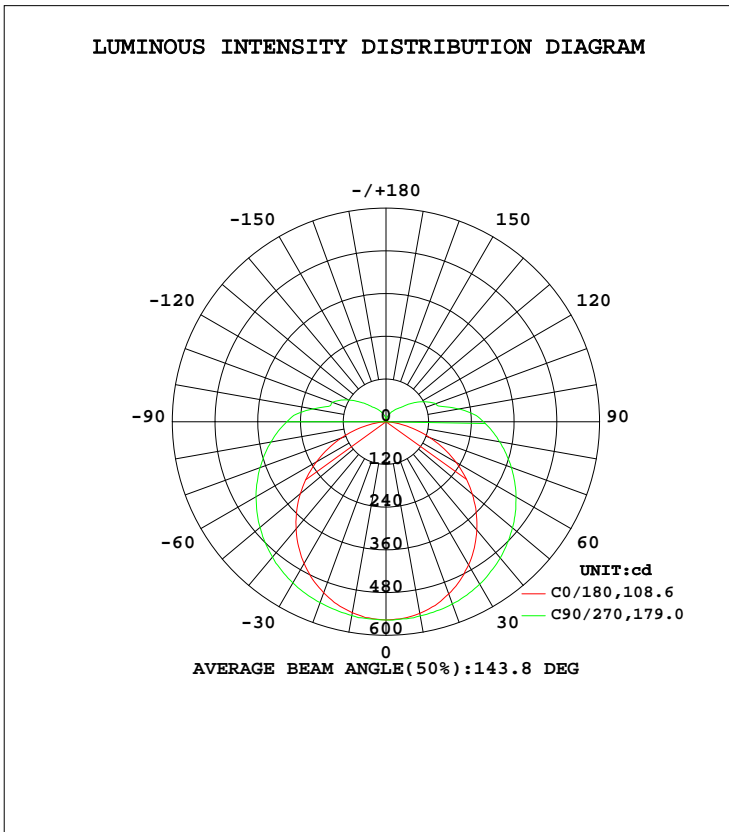


LUMINAIRE PHOTOMETRIC TEST REPORT

Test:U:120.0V I:0.2289A P:25.26W PF:0.9197 Lamp Flux:2573.51x1 lm		
NAME: ASD-LVF23-24D25CC-BK 4000K	TYPE:N/A	WEIGHT:N/A
SPEC.:N/A	DIM.: N/A	SERIAL No.:N/A
MFR.: ASD Lighting corp	SUR.:N/A	Shielding Angle:N/A

DATA OF LAMP		PHOTOMETRIC DATA Eff: 101.88 lm/W			
MODEL	PSZ2S220516004-10	I _{max} (cd)	557.5	S/MH(C0/180)	1.24
NOMINAL POWER(W)		LOR(%)	100.0	S/MH(C90/270)	1.42
RATED VOLTAGE(V)	120	TOTAL FLUX(lm)	2573.5	η UP, DN(C0-180)	8.6,41.9
NOMINAL FLUX(lm)	2573.51	CIE CLASS	SEMI-D.	η UP, DN(C180-360)	7.9,41.6
LAMPS INSIDE	1	η up(%)	16.5	CIBSE SHR NOM	1.50
TEST VOLTAGE(V)	120	η down(%)	83.5	CIBSE SHR MAX	1.55



C Range: 0 - 360DEG
 C Interval: 22.5DEG
 Test Speed: HIGH
 Temperature:25.5DEG
 Operators:Carl
 Test Date:2022-05-19

γ Range: 0 - 180DEG
 γ Interval: 1.0DEG
 Test System:EVERFINE GO-R5000_V2 SYSTEM V2.0.351
 Humidity:50%
 Test Distance:2.526m [K=1.0000]
 Remarks:

ZONAL FLUX DIAGRAM

ZONAL FLUX DIAGRAM:

γ	C0	C45	C90	C135	C180	C225	C270	C315	γ	Φ zone	Φ total	%lum, lamp
10	544.6	548.1	552.9	550.2	546.6	550.5	553.9	547.7	0- 10	52.78	52.78	2.05,2.05
20	511.7	525.2	540.8	529.8	514.8	530.6	544.4	525.9	10- 20	152.7	205.5	7.98,7.98
30	460.0	491.7	523.1	497.6	464.3	497.7	526.7	492.4	20- 30	236.5	442.0	17.2,17.2
40	392.7	447.3	496.3	453.6	397.0	453.0	499.5	447.2	30- 40	295.9	737.9	28.7,28.7
50	314.1	395.4	461.5	402.1	316.5	400.4	464.1	394.0	40- 50	326.0	1064	41.3,41.3
60	225.9	340.5	421.5	348.2	227.0	343.6	421.9	337.9	50- 60	326.2	1390	54,54
70	133.3	284.5	376.6	293.4	131.7	286.6	374.4	281.0	60- 70	300.3	1690	65.7,65.7
80	46.75	231.3	328.4	239.0	44.44	231.6	324.1	226.5	70- 80	255.5	1946	75.6,75.6
90	0.4293	183.4	278.9	190.5	0.3025	182.6	274.2	178.9	80- 90	204.0	2150	83.5,83.5
100	0.6770	118.8	209.1	123.7	0.6390	117.3	208.0	116.9	90-100	154.3	2304	89.5,89.5
110	1.668	93.14	159.8	96.99	1.740	85.08	148.8	84.56	100-110	100.4	2405	93.4,93.4
120	3.118	61.16	123.1	62.69	3.184	52.66	112.7	53.71	110-120	70.78	2475	96.2,96.2
130	4.670	39.70	81.88	40.41	4.658	34.84	72.29	34.53	120-130	44.05	2519	97.9,97.9
140	6.328	29.68	52.22	30.64	6.366	26.14	47.36	25.30	130-140	25.96	2545	98.9,98.9
150	7.864	21.97	36.65	23.45	7.680	17.39	32.19	20.76	140-150	15.60	2561	99.5,99.5
160	7.923	15.49	24.10	16.77	7.297	11.09	19.28	15.92	150-160	8.322	2569	99.8,99.8
170	6.330	10.84	14.33	10.71	6.292	6.982	9.704	8.642	160-170	3.490	2573	100,100
180	8.772	6.726	3.610	7.690	8.009	7.762	4.957	4.740	170-180	0.7356	2574	100,100
DEG	LUMINOUS INTENSITY:cd									UNIT:lm		

Conical surface Flux(90deg): 898.98 lm

%lum = 34.9%
%lamp = 34.9%

Conical surface Flux(120deg): 1390.1 lm

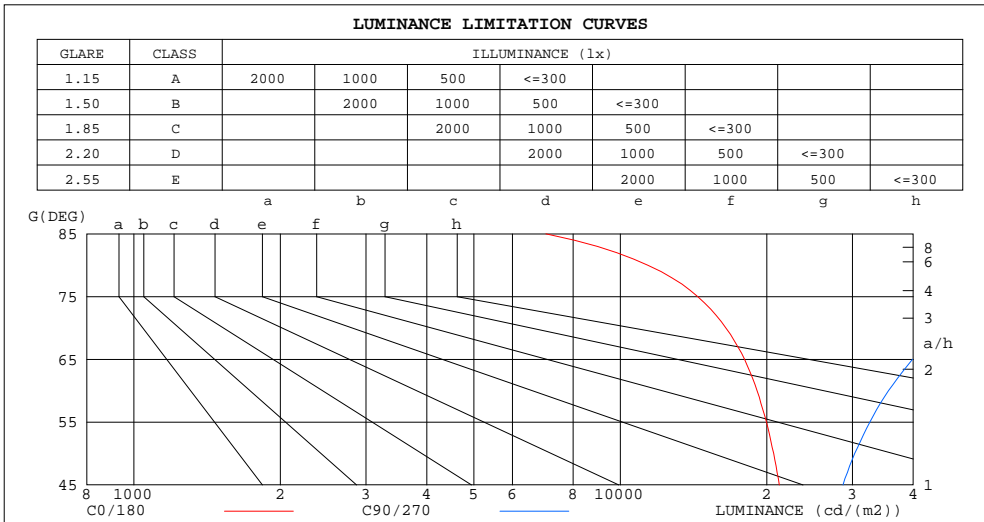
%lum = 54.0%
%lamp = 54.0%

C Range: 0 - 360DEG
C Interval: 22.5DEG
Test Speed: HIGH
Temperature:25.5DEG
Operators:Carl
Test Date:2022-05-19

γ Range: 0 - 180DEG
γ Interval: 1.0DEG
Test System:EVERFINE GO-R5000_V2 SYSTEM V2.0.351
Humidity:50%
Test Distance:2.526m [K=1.0000]
Remarks:

LUMINANCE LIMITATION CURVES

Test:U:120.0V I:0.2289A P:25.26W PF:0.9197 Lamp Flux:2573.51x1 lm		
NAME: ASD-LVF23-24D25CC-BK 4000K	TYPE:N/A	WEIGHT:N/A
SPEC.:N/A	DIM.: N/A	SERIAL No.:N/A
MFR.: ASD Lighting corp	SUR.:N/A	Shielding Angle:N/A



LUMINANCE cd/(m2)		
G(DEG)	C0/180	C90/270
85	7031	147117
80	11386	79852
75	14418	57504
70	16483	46488
65	18003	39869
60	19105	35592
55	19978	32590
50	20661	30314
45	21215	28685

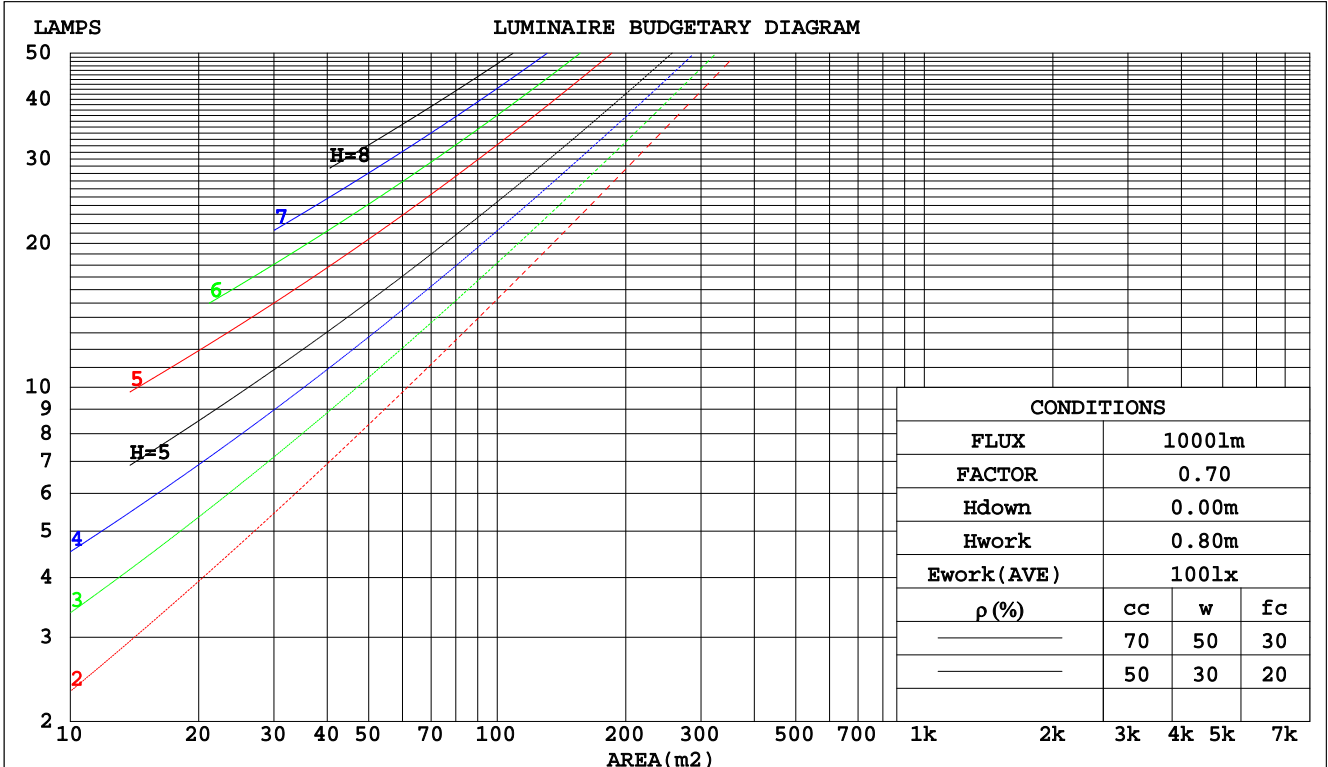
C Range: 0 - 360DEG
 C Interval: 22.5DEG
 Test Speed: HIGH
 Temperature:25.5DEG
 Operators:Carl
 Test Date:2022-05-19

γ Range: 0 - 180DEG
 γ Interval: 1.0DEG
 Test System:EVERFINE GO-R5000_V2 SYSTEM V2.0.351
 Humidity:50%
 Test Distance:2.526m [K=1.0000]
 Remarks:

CU AND LUMINAIRE BUDGETARY ESTIMATE DIAGRAM

Test:U:120.0V I:0.2289A P:25.26W PF:0.9197 Lamp Flux:2573.51x1 lm		
NAME: ASD-LVF23-24D25CC-BK 4000K	TYPE:N/A	WEIGHT:N/A
SPEC.:N/A	DIM.: N/A	SERIAL No.:N/A
MFR.: ASD Lighting corp	SUR.:N/A	Shielding Angle:N/A

pcc	80%			70%			50%			30%			10%			0
	50%	30%	10%	50%	30%	10%	50%	30%	10%	50%	30%	10%	50%	30%	10%	0
pw																0
pfc	20%			20%			20%			20%			20%			0
RCR	RCR:Room Cavity Ratio						Coefficients of Utilization(CU)									
0.0	1.15	1.15	1.15	1.11	1.11	1.11	1.02	1.02	1.02	.94	.94	.94	.87	.87	.87	.84
1.0	.96	.90	.85	.92	.87	.82	.84	.80	.77	.77	.74	.71	.71	.69	.66	.63
2.0	.82	.74	.67	.78	.71	.65	.72	.66	.61	.66	.61	.57	.61	.57	.53	.50
3.0	.71	.62	.54	.68	.59	.53	.62	.55	.50	.57	.52	.47	.53	.48	.44	.41
4.0	.62	.52	.45	.60	.51	.44	.55	.47	.42	.51	.44	.39	.47	.41	.37	.34
5.0	.55	.45	.38	.53	.44	.37	.49	.41	.35	.45	.39	.34	.42	.36	.32	.29
6.0	.49	.40	.33	.47	.39	.32	.44	.36	.31	.41	.34	.29	.38	.32	.28	.25
7.0	.44	.35	.29	.43	.34	.28	.40	.32	.27	.37	.30	.26	.34	.29	.24	.22
8.0	.40	.32	.25	.39	.31	.25	.36	.29	.24	.34	.27	.23	.31	.26	.22	.19
9.0	.37	.28	.23	.36	.28	.22	.33	.26	.21	.31	.25	.20	.29	.23	.19	.17
10.0	.34	.26	.20	.33	.25	.20	.31	.24	.19	.29	.23	.18	.27	.21	.17	.16



C Range: 0 - 360DEG
 C Interval: 22.5DEG
 Test Speed: HIGH
 Temperature:25.5DEG
 Operators:Carl
 Test Date:2022-05-19

γ Range: 0 - 180DEG
 γ Interval: 1.0DEG
 Test System:EVERFINE GO-R5000_V2 SYSTEM V2.0.351
 Humidity:50%
 Test Distance:2.526m [K=1.0000]
 Remarks:

WEC AND CCEC

Test:U:120.0V I:0.2289A P:25.26W PF:0.9197 Lamp Flux:2573.51x1 lm		
NAME: ASD-LVF23-24D25CC-BK 4000K	TYPE:N/A	WEIGHT:N/A
SPEC.:N/A	DIM.: N/A	SERIAL No.:N/A
MFR.: ASD Lighting corp	SUR.:N/A	Shielding Angle:N/A

ρcc	80%			70%			50%			30%			10%			0
ρw	50%	30%	10%	50%	30%	10%	50%	30%	10%	50%	30%	10%	50%	30%	10%	0
ρfc	20%			20%			20%			20%			20%			0
RCR	RCR:Room Cavity Ratio						Wall Exitance Coefficients(WEC)									
0.0																
1.0	.393	.223	.071	.380	.217	.069	.357	.205	.065	.336	.194	.062	.317	.184	.059	
2.0	.338	.185	.057	.327	.180	.056	.306	.170	.053	.287	.161	.050	.270	.153	.048	
3.0	.300	.160	.048	.290	.155	.047	.271	.147	.045	.254	.139	.043	.238	.132	.041	
4.0	.269	.140	.041	.260	.136	.040	.243	.129	.039	.228	.122	.037	.213	.116	.035	
5.0	.245	.125	.036	.236	.121	.035	.221	.115	.034	.207	.109	.032	.193	.103	.031	
6.0	.224	.112	.032	.216	.109	.031	.202	.104	.030	.189	.098	.029	.177	.093	.028	
7.0	.206	.102	.029	.200	.099	.028	.187	.094	.027	.175	.090	.026	.163	.085	.025	
8.0	.191	.093	.026	.185	.091	.026	.173	.087	.025	.162	.082	.024	.152	.078	.023	
9.0	.178	.086	.024	.172	.084	.024	.162	.080	.023	.151	.076	.022	.142	.072	.021	
10.0	.167	.080	.022	.161	.078	.022	.151	.074	.021	.142	.071	.020	.133	.067	.019	

ρcc	80%			70%			50%			30%			10%			0
ρw	50%	30%	10%	50%	30%	10%	50%	30%	10%	50%	30%	10%	50%	30%	10%	0
ρfc	20%			20%			20%			20%			20%			0
RCR	RCR:Room Cavity Ratio						Ceiling Cavity Exitance Coefficients(CCEC)									
0.0	.316	.316	.316	.270	.270	.270	.184	.184	.184	.106	.106	.106	.034	.034	.034	
1.0	.312	.282	.254	.267	.242	.219	.183	.166	.151	.105	.096	.088	.034	.031	.028	
2.0	.306	.259	.220	.262	.223	.190	.179	.154	.132	.103	.090	.078	.033	.029	.025	
3.0	.298	.242	.198	.256	.209	.172	.176	.145	.120	.101	.085	.071	.033	.028	.023	
4.0	.290	.230	.184	.249	.199	.160	.171	.138	.112	.099	.081	.067	.032	.026	.022	
5.0	.283	.220	.174	.243	.190	.151	.167	.133	.107	.097	.078	.063	.031	.025	.021	
6.0	.275	.212	.167	.236	.184	.145	.163	.129	.103	.095	.076	.061	.031	.025	.020	
7.0	.268	.206	.162	.230	.178	.141	.159	.125	.100	.093	.074	.060	.030	.024	.020	
8.0	.261	.200	.158	.225	.173	.138	.156	.122	.098	.091	.072	.058	.029	.024	.019	
9.0	.255	.195	.155	.220	.169	.135	.152	.119	.096	.089	.070	.057	.029	.023	.019	
10.0	.249	.191	.152	.215	.166	.133	.149	.117	.095	.087	.069	.056	.028	.023	.019	

C Range: 0 - 360DEG
 C Interval: 22.5DEG
 Test Speed: HIGH
 Temperature:25.5DEG
 Operators:Carl
 Test Date:2022-05-19

γ Range: 0 - 180DEG
 γ Interval: 1.0DEG
 Test System:EVERFINE GO-R5000_V2 SYSTEM V2.0.351
 Humidity:50%
 Test Distance:2.526m [K=1.0000]
 Remarks:

UGR(Unified Glare Rating) Table

Test:U:120.0V I:0.2289A P:25.26W PF:0.9197 Lamp Flux:2573.51x1 lm										
NAME: ASD-LVF23-24D25CC-BK 4000K					TYPE:N/A			WEIGHT:N/A		
SPEC.:N/A					DIM.: N/A			SERIAL No.:N/A		
MFR.: ASD Lighting corp					SUR.:N/A			Shielding Angle:N/A		
ceiling/cavity	0.7	0.7	0.5	0.5	0.3	0.7	0.7	0.5	0.5	0.3
walls	0.5	0.3	0.5	0.3	0.3	0.5	0.3	0.5	0.3	0.3
working plane	0.2	0.2	0.2	0.2	0.2	0.2	0.2	0.2	0.2	0.2
Room dimensions	Viewed crosswise					Viewed endwise				
x = 2H y = 2H	21.9	23.3	22.4	23.8	24.3	24.4	25.8	24.9	26.3	26.8
3H	23.4	24.7	23.9	25.2	25.8	27.2	28.5	27.7	29.0	29.6
4H	24.0	25.2	24.5	25.7	26.3	28.7	29.9	29.2	30.5	31.1
6H	24.3	25.5	24.9	26.1	26.7	30.4	31.6	31.0	32.1	32.7
8H	24.4	25.6	25.0	26.1	26.8	31.3	32.5	31.9	33.0	33.7
12H	24.5	25.6	25.1	26.1	26.8	32.4	33.5	33.0	34.1	34.7
4H 2H	23.2	24.4	23.7	24.9	25.5	24.9	26.2	25.5	26.7	27.3
3H	24.9	26.0	25.5	26.6	27.3	28.0	29.1	28.6	29.6	30.3
4H	25.7	26.7	26.3	27.3	28.0	29.7	30.7	30.3	31.3	32.0
6H	26.3	27.2	27.0	27.9	28.6	31.6	32.5	32.3	33.2	33.9
8H	26.5	27.4	27.2	28.0	28.7	32.7	33.5	33.3	34.2	34.9
12H	26.7	27.4	27.3	28.1	28.8	33.9	34.7	34.6	35.4	36.1
8H 4H	27.0	27.8	27.6	28.4	29.2	30.1	30.9	30.7	31.5	32.3
6H	28.0	28.7	28.7	29.4	30.1	32.3	33.0	33.0	33.7	34.4
8H	28.4	29.1	29.1	29.8	30.5	33.6	34.2	34.3	34.9	35.7
12H	28.8	29.3	29.5	30.0	30.8	35.1	35.6	35.8	36.3	37.2
12H 4H	27.4	28.1	28.0	28.8	29.5	30.1	30.8	30.7	31.5	32.3
6H	28.7	29.3	29.3	30.0	30.8	32.4	33.0	33.1	33.7	34.5
8H	29.3	29.9	30.0	30.6	31.4	33.8	34.4	34.5	35.1	35.9
Variations with the observer position at spacings:										
S = 1.0H	+ 0.1 / - 0.1					+ 0.1 / - 0.1				
1.5H	+ 0.2 / - 0.3					+ 0.2 / - 0.3				
2.0H	+ 0.2 / - 0.4					+ 0.2 / - 0.4				

CIE Pub.117 Corrected 2574 lm Total Lamp Luminous Flux.(8log(F/F0) = 3.3)

C Range: 0 - 360DEG
 C Interval: 22.5DEG
 Test Speed: HIGH
 Temperature:25.5DEG
 Operators:Carl
 Test Date:2022-05-19

γ Range: 0 - 180DEG
 γ Interval: 1.0DEG
 Test System:EVERFINE GO-R5000_V2 SYSTEM V2.0.351
 Humidity:50%
 Test Distance:2.526m [K=1.0000]
 Remarks:

UTILIZATION FACTORS TABLE

Test:U:120.0V I:0.2289A P:25.26W PF:0.9197 Lamp Flux:2573.51x1 lm		
NAME: ASD-LVF23-24D25CC-BK 4000K	TYPE:N/A	WEIGHT:N/A
SPEC.:N/A	DIM.: N/A	SERIAL No.:N/A
MFR.: ASD Lighting corp	SUR.:N/A	Shielding Angle:N/A

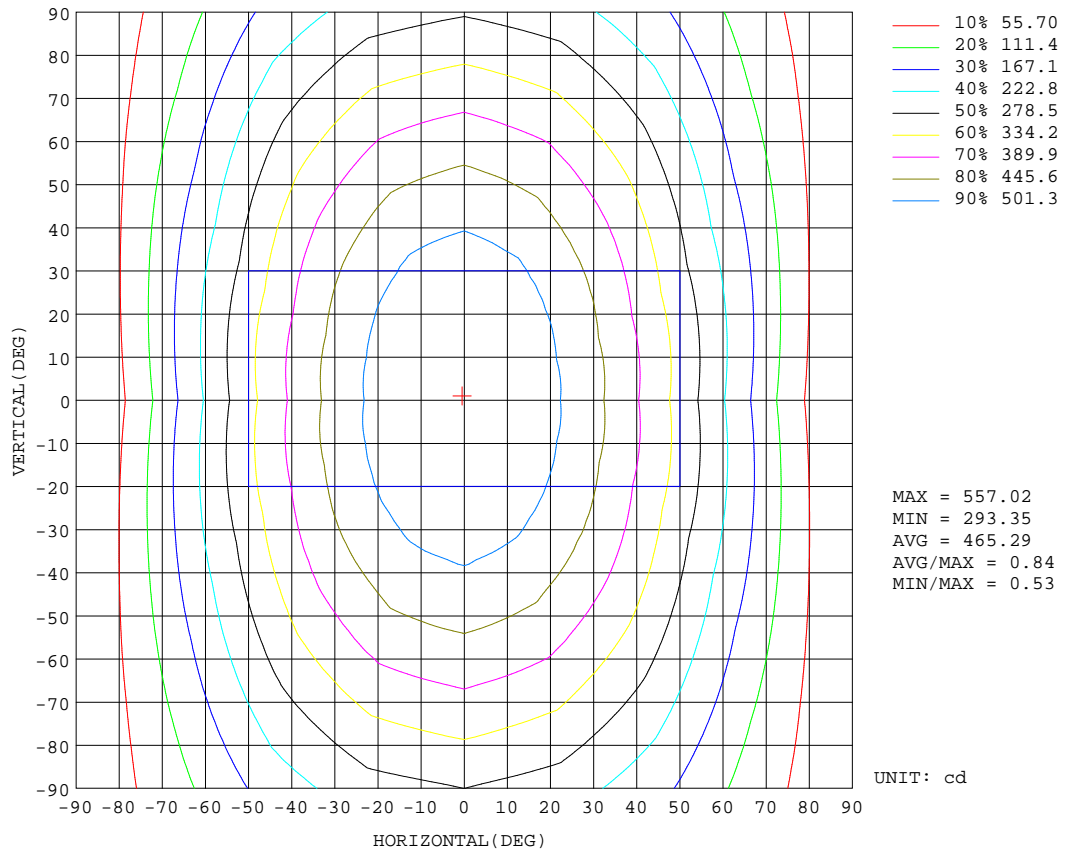
REFLECTANCE										
Ceiling	0.8	0.8	0.8	0.7	0.7	0.7	0.5	0.5	0.5	0
Walls	0.7	0.5	0.3	0.7	0.5	0.3	0.7	0.5	0.3	0
Working plane	0.2	0.2	0.2	0.2	0.2	0.2	0.2	0.2	0.2	0
ROOM INDEX	UTILIZATION FACTORS(PERCENT) $k(RI) \times RCR = 5$									
k = 0.60	48	35	28	47	35	28	45	34	27	21
0.80	57	44	36	55	43	35	53	42	35	27
1.00	65	52	43	63	51	43	59	51	42	33
1.25	72	59	50	69	58	49	65	55	48	38
1.50	77	64	56	74	63	55	69	60	53	43
2.00	84	73	64	81	71	63	76	67	60	49
2.50	88	78	70	85	76	68	79	71	65	53
3.00	92	83	75	89	80	73	82	75	70	57
4.00	97	89	82	93	86	80	86	80	75	61
5.00	100	93	87	96	90	84	89	84	79	65
ROOM INDEX	UF(total)									Direct
According to DIN EN 13032-2 2004			Suspended				SHRNOM = 1.25			

C Range: 0 - 360DEG
 C Interval: 22.5DEG
 Test Speed: HIGH
 Temperature:25.5DEG
 Operators:Carl
 Test Date:2022-05-19

γ Range: 0 - 180DEG
 γ Interval: 1.0DEG
 Test System:EVERFINE GO-R5000_V2 SYSTEM V2.0.351
 Humidity:50%
 Test Distance:2.526m [K=1.0000]
 Remarks:

ISOCANDELA DIAGRAM

Test:U:120.0V I:0.2289A P:25.26W PF:0.9197 Lamp Flux:2573.51x1 lm		
NAME: ASD-LVF23-24D25CC-BK 4000K	TYPE:N/A	WEIGHT:N/A
SPEC.:N/A	DIM.: N/A	SERIAL No.:N/A
MFR.: ASD Lighting corp	SUR.:N/A	Shielding Angle:N/A

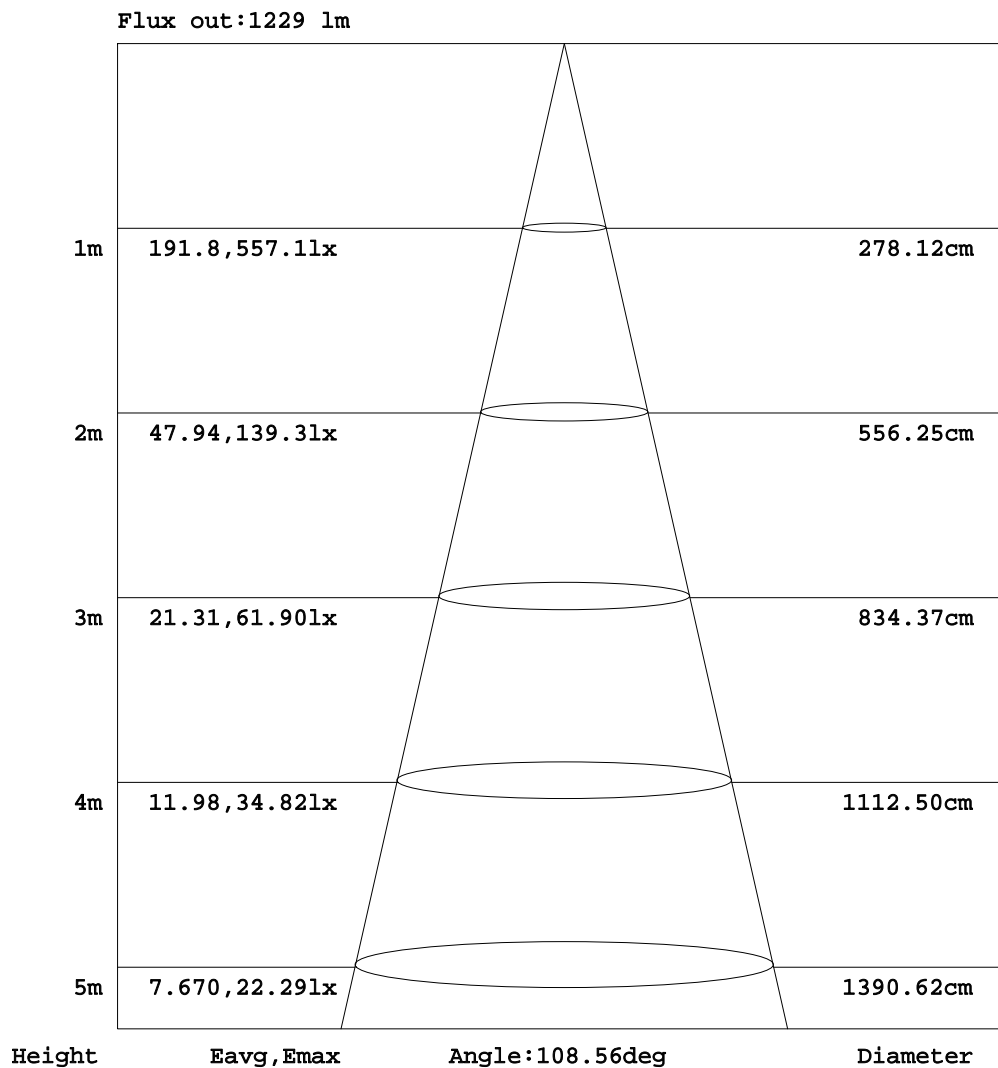


C Range: 0 - 360DEG
 C Interval: 22.5DEG
 Test Speed: HIGH
 Temperature:25.5DEG
 Operators:Carl
 Test Date:2022-05-19

γ Range: 0 - 180DEG
 γ Interval: 1.0DEG
 Test System:EVERFINE GO-R5000_V2 SYSTEM V2.0.351
 Humidity:50%
 Test Distance:2.526m [K=1.0000]
 Remarks:

AAI Figure

Test:U:120.0V I:0.2289A P:25.26W PF:0.9197 Lamp Flux:2573.51x1 lm		
NAME: ASD-LVF23-24D25CC-BK 4000K	TYPE:N/A	WEIGHT:N/A
SPEC.:N/A	DIM.: N/A	SERIAL No.:N/A
MFR.: ASD Lighting corp	SUR.:N/A	Shielding Angle:N/A



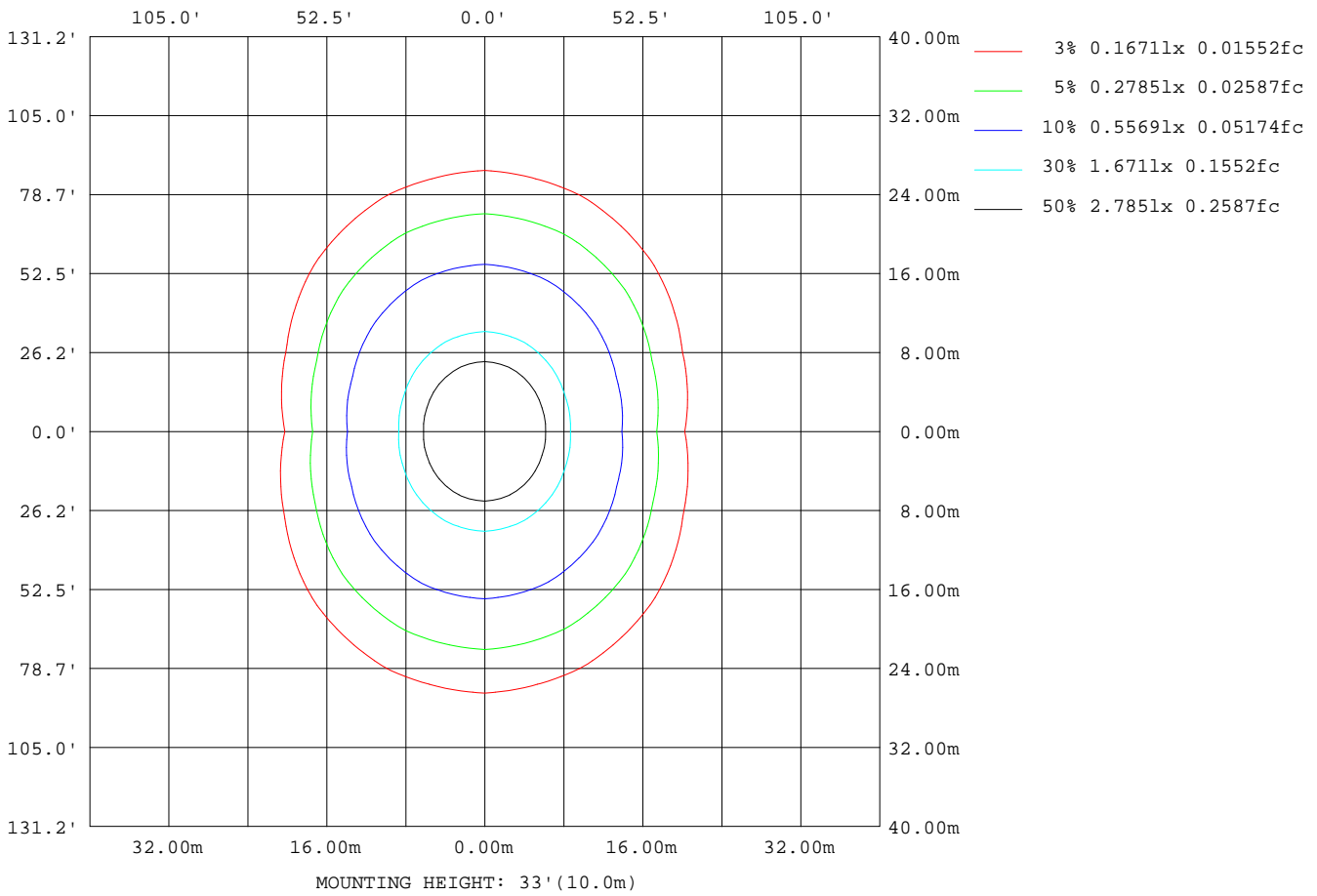
Note:The Curves indicate the illuminated area and the average illumination when the luminaire is at different distance.

C Range: 0 - 360DEG
 C Interval: 22.5DEG
 Test Speed: HIGH
 Temperature:25.5DEG
 Operators:Carl
 Test Date:2022-05-19

γ Range: 0 - 180DEG
 γ Interval: 1.0DEG
 Test System:EVERFINE GO-R5000_V2 SYSTEM V2.0.351
 Humidity:50%
 Test Distance:2.526m [K=1.0000]
 Remarks:

ISOLUX DIAGRAM

Test:U:120.0V I:0.2289A P:25.26W PF:0.9197 Lamp Flux:2573.51x1 lm		
NAME: ASD-LVF23-24D25CC-BK 4000K	TYPE:N/A	WEIGHT:N/A
SPEC.:N/A	DIM.: N/A	SERIAL No.:N/A
MFR.: ASD Lighting corp	SUR.:N/A	Shielding Angle:N/A



C Range: 0 - 360DEG
 C Interval: 22.5DEG
 Test Speed: HIGH
 Temperature:25.5DEG
 Operators:Carl
 Test Date:2022-05-19

γ Range: 0 - 180DEG
 γ Interval: 1.0DEG
 Test System:EVERFINE GO-R5000_V2 SYSTEM V2.0.351
 Humidity:50%
 Test Distance:2.526m [K=1.0000]
 Remarks:

LED Avg.L Report

Test:U:120.0V I:0.2289A P:25.26W PF:0.9197 Lamp Flux:2573.51x1 lm		
NAME: ASD-LVF23-24D25CC-BK 4000K	TYPE:N/A	WEIGHT:N/A
SPEC.:N/A	DIM.: N/A	SERIAL No.:N/A
MFR.: ASD Lighting corp	SUR.:N/A	Shielding Angle:N/A

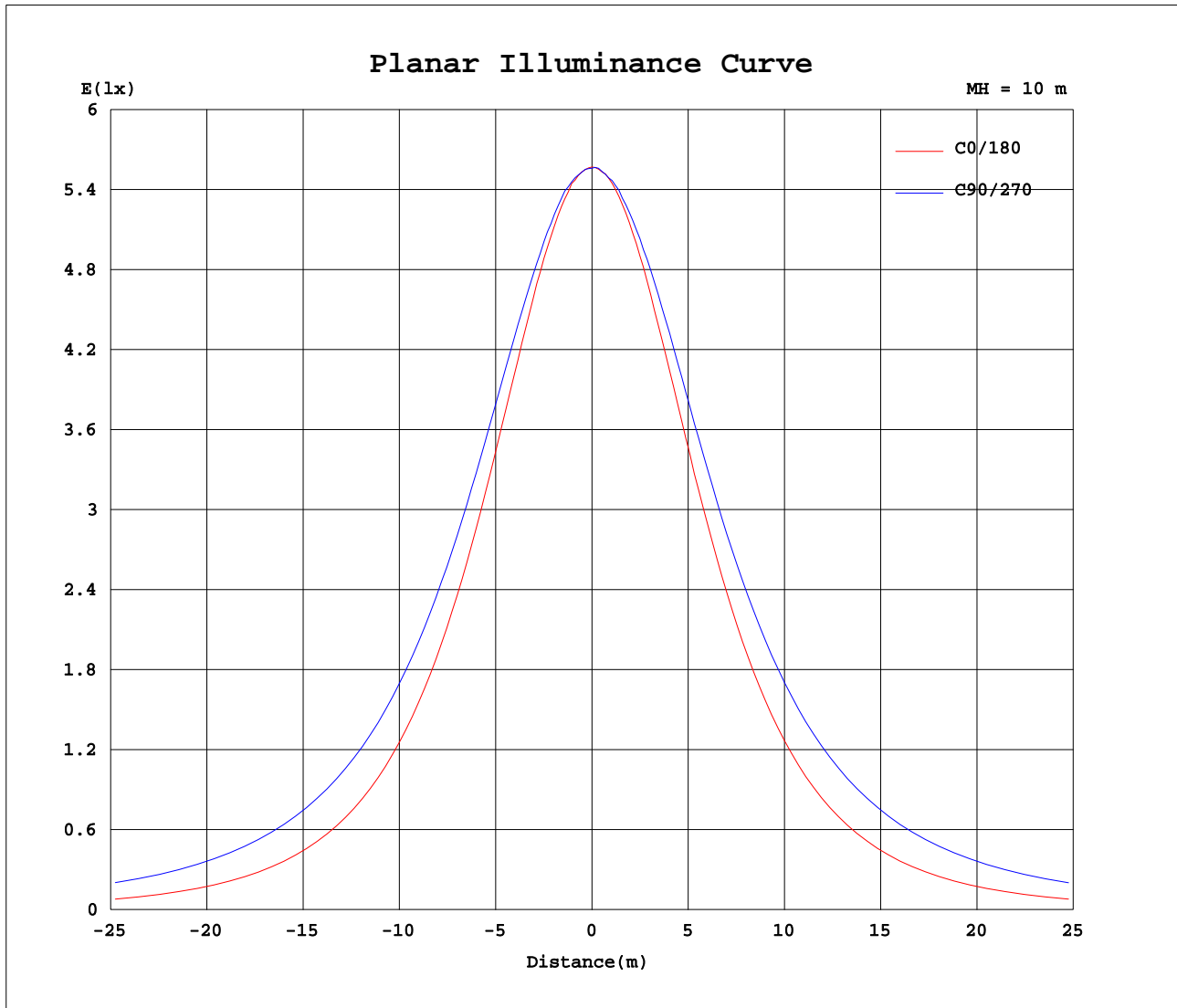
AvgL	cd/m2
L_0~180(65)av	18003
L_0~180(75)av	14224
L_0~180(85)av	6731
L_90~270(65)av	39901
L_90~270(75)av	57320
L_90~270(85)av	146217
L_45(65)av	31441
L_45(75)av	42247
L_45(85)av	100548

Standard: GB/T 29293-2012

C Range: 0 - 360DEG
 C Interval: 22.5DEG
 Test Speed: HIGH
 Temperature:25.5DEG
 Operators:Carl
 Test Date:2022-05-19

γ Range: 0 - 180DEG
 γ Interval: 1.0DEG
 Test System:EVERFINE GO-R5000_V2 SYSTEM V2.0.351
 Humidity:50%
 Test Distance:2.526m [K=1.0000]
 Remarks:

Planar Illuminance Curve



C Range: 0 - 360DEG
 C Interval: 22.5DEG
 Test Speed: HIGH
 Temperature: 25.5DEG
 Operators: Carl
 Test Date: 2022-05-19

γ Range: 0 - 180DEG
 γ Interval: 1.0DEG
 Test System: EVERFINE GO-R5000_V2 SYSTEM V2.0.351
 Humidity: 50%
 Test Distance: 2.526m [K=1.0000]
 Remarks:

LUMINOUS DISTRIBUTION INTENSITY DATA

Test:U:120.0V I:0.2289A P:25.26W PF:0.9197 Lamp Flux:2573.51x1 lm		
NAME: ASD-LVF23-24D25CC-BK 4000K	TYPE:N/A	WEIGHT:N/A
SPEC.:N/A	DIM.: N/A	SERIAL No.:N/A
MFR.: ASD Lighting corp	SUR.:N/A	Shielding Angle:N/A

Table--1

UNIT: cd

C(DEG) γ (DEG)	0	22.5	45	67.5	90	112.5	135	157.5	180	202.5	225	247.5	270	292.5	315	337.5			
0	557	557	557	557	557	557	557	557	557	557	557	557	557	557	557	557			
5	553	554	554	555	556	555	555	555	554	554	556	556	556	556	553	554			
10	545	545	548	551	553	553	550	549	547	548	551	553	554	552	548	546			
15	531	532	539	543	547	546	541	537	534	537	543	547	550	546	538	533			
20	512	515	525	535	541	538	530	522	515	520	531	540	544	539	526	515			
25	488	494	510	525	533	527	514	501	492	500	517	530	537	529	510	494			
30	460	469	492	511	523	517	498	477	464	475	498	518	527	515	492	469			
35	428	441	470	497	510	501	476	449	433	446	477	503	513	501	471	441			
40	393	410	447	480	496	485	454	418	397	415	453	486	499	483	447	409			
45	355	376	422	462	480	466	429	385	358	381	428	467	482	464	422	375			
50	314	342	395	441	461	448	402	349	316	345	400	446	464	443	394	339			
55	271	304	369	420	443	426	376	313	273	307	372	425	444	421	366	302			
60	226	268	341	397	421	404	348	276	227	269	344	402	422	397	338	264			
65	180	231	312	374	399	380	321	239	180	231	315	377	399	373	309	227			
70	133	195	285	349	377	356	293	203	132	195	287	352	374	347	281	191			
75	88.2	162	258	325	352	331	266	169	86.0	160	258	326	350	322	253	158			
80	46.8	131	231	300	328	307	239	138	44.4	128	232	301	324	297	226	126			
85	14.5	104	207	276	304	282	215	111	13.3	101	206	275	299	272	202	99.8			
90	0.43	83.4	183	252	279	258	190	89.3	0.30	80.3	183	250	274	247	179	79.4			
95	0.47	64.1	157	226	252	230	164	68.9	0.41	59.5	156	224	247	221	153	59.7			
100	0.68	49.1	119	184	209	188	124	53.3	0.64	43.5	117	185	208	183	117	42.9			
105	1.07	36.9	107	148	167	152	111	40.0	1.11	31.2	98.7	148	166	145	98.6	30.8			
110	1.67	26.0	93.1	142	160	146	97.0	29.3	1.74	22.8	85.1	132	149	131	84.6	20.8			
115	2.29	21.9	76.5	125	143	128	79.5	24.1	2.43	19.3	68.6	116	132	115	68.7	17.3			
120	3.12	19.7	61.2	106	123	108	62.7	21.6	3.18	17.5	52.7	96.4	113	96.3	53.7	15.8			
125	3.96	18.0	47.3	85.2	101	86.8	48.8	19.9	3.95	16.3	40.4	77.1	92.5	78.1	40.8	15.0			
130	4.67	17.0	39.7	67.8	81.9	70.5	40.4	18.7	4.66	14.6	34.8	58.9	72.3	60.6	34.5	14.3			
135	5.59	16.0	34.2	53.0	64.1	55.0	35.0	17.4	5.47	13.5	30.4	48.8	56.1	50.1	29.6	13.3			
140	6.33	15.2	29.7	45.4	52.2	47.0	30.6	16.3	6.37	11.9	26.1	41.0	47.4	42.6	25.3	12.3			
145	7.17	14.4	25.5	38.5	44.0	39.8	26.8	15.2	7.06	10.3	21.6	33.7	39.4	36.2	22.7	11.8			
150	7.86	13.5	22.0	32.4	36.6	33.4	23.4	14.2	7.68	7.20	17.4	26.8	32.2	30.7	20.8	11.5			
155	8.32	12.6	16.9	26.6	30.0	27.6	17.8	12.7	8.15	7.58	13.8	20.6	25.4	25.2	18.2	11.0			
160	7.92	10.4	15.5	18.8	24.1	22.4	16.8	10.9	7.30	7.87	11.1	15.4	19.3	20.4	15.9	10.9			
165	7.04	9.75	13.6	16.2	18.9	17.8	13.2	10.3	7.00	7.26	9.23	11.4	14.5	15.9	13.0	9.75			
170	6.33	7.05	10.8	13.6	14.3	13.8	10.7	7.11	6.29	6.36	6.98	7.77	9.70	10.1	8.64	7.94			
175	6.02	6.11	6.91	10.7	10.9	7.50	6.50	6.17	5.88	5.89	5.75	5.38	6.04	6.70	6.90	5.33			
180	8.77	8.94	6.73	3.77	3.61	3.30	7.69	9.16	8.01	8.04	7.76	6.64	4.96	3.78	4.74	6.68			

C Range: 0 - 360DEG
 C Interval: 22.5DEG
 Test Speed: HIGH
 Temperature:25.5DEG
 Operators:Carl
 Test Date:2022-05-19

γ Range: 0 - 180DEG
 γ Interval: 1.0DEG
 Test System:EVERFINE GO-R5000_V2 SYSTEM V2.0.351
 Humidity:50%
 Test Distance:2.526m [K=1.0000]
 Remarks: