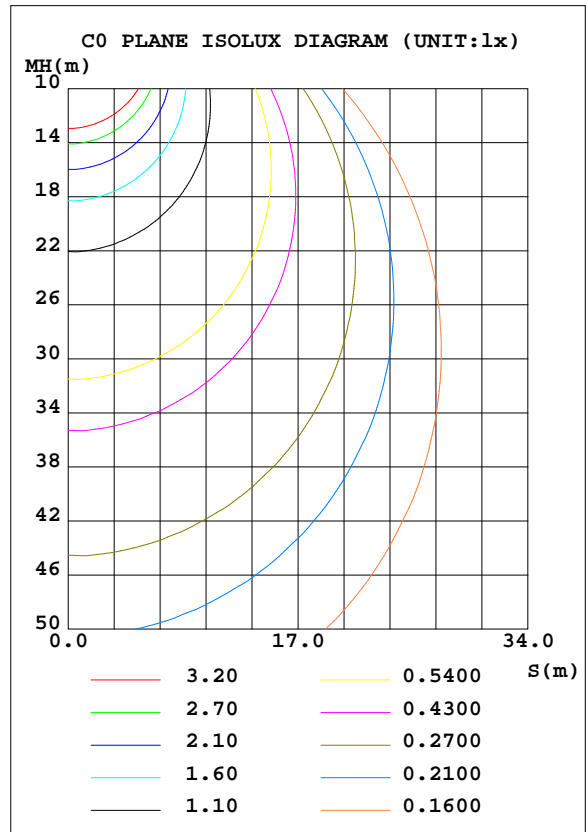
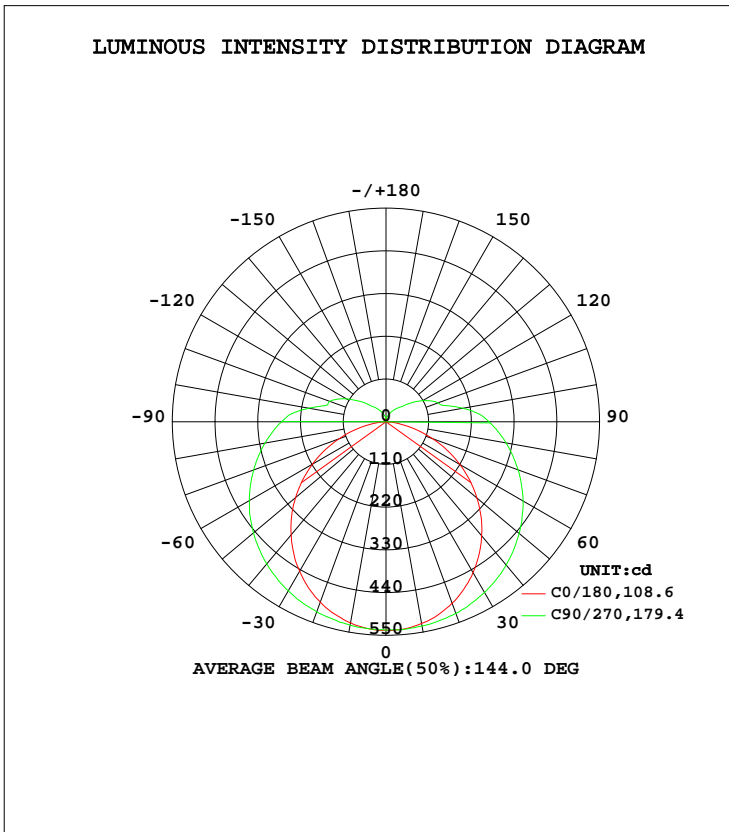


LUMINAIRE PHOTOMETRIC TEST REPORT

Test:U:120.0V I:0.2288A P:25.27W PF:0.9201 Lamp Flux:2486.32x1 lm		
NAME: ASD-LVF23-24D25CC-BK 5000K	TYPE:N/A	WEIGHT:N/A
SPEC.:N/A	DIM.: N/A	SERIAL No.:N/A
MFR.: ASD Lighting corp	SUR.:N/A	Shielding Angle:N/A

DATA OF LAMP		PHOTOMETRIC DATA Eff: 98.41 lm/W			
MODEL	PSZ2S220516004-10	I _{max} (cd)	537.7	S/MH(C0/180)	1.24
NOMINAL POWER(W)		LOR(%)	100.0	S/MH(C90/270)	1.42
RATED VOLTAGE(V)	120	TOTAL FLUX(lm)	2486.3	η UP, DN(C0-180)	8.6,41.8
NOMINAL FLUX(lm)	2486.32	CIE CLASS	SEMI-D.	η UP, DN(C180-360)	8.0,41.6
LAMPS INSIDE	1	η up(%)	16.5	CIBSE SHR NOM	1.50
TEST VOLTAGE(V)	120	η down(%)	83.5	CIBSE SHR MAX	1.55



C Range: 0 - 360DEG
 C Interval: 22.5DEG
 Test Speed: HIGH
 Temperature:25.5DEG
 Operators:Carl
 Test Date:2022-05-19

γ Range: 0 - 180DEG
 γ Interval: 1.0DEG
 Test System:EVERFINE GO-R5000_V2 SYSTEM V2.0.351
 Humidity:50%
 Test Distance:2.526m [K=1.0000]
 Remarks:

ZONAL FLUX DIAGRAM

ZONAL FLUX DIAGRAM:

γ	C0	C45	C90	C135	C180	C225	C270	C315	γ	Φ zone	Φ total	%lum,lamp
10	525.5	528.0	531.9	529.8	527.2	530.1	534.0	528.5	0- 10	50.87	50.87	2.05,2.05
20	494.2	505.8	520.9	509.6	497.5	511.4	524.8	507.4	10- 20	147.2	198.1	7.97,7.97
30	444.4	472.8	503.0	478.3	448.1	479.8	507.5	474.8	20- 30	228.1	426.1	17.1,17.1
40	380.1	430.8	477.7	437.6	383.1	436.8	481.5	431.5	30- 40	285.4	711.5	28.6,28.6
50	304.0	381.6	445.4	389.0	306.0	386.6	447.9	381.3	40- 50	314.6	1026	41.3,41.3
60	218.6	328.6	406.3	336.2	219.4	332.2	407.5	326.7	50- 60	315.1	1341	53.9,53.9
70	129.1	274.6	362.3	282.6	127.4	277.1	362.0	272.0	60- 70	290.1	1631	65.6,65.6
80	45.27	223.5	316.5	230.8	43.02	224.2	313.8	220.0	70- 80	247.0	1878	75.5,75.5
90	0.4163	177.3	269.0	183.9	0.2934	177.1	265.5	173.6	80- 90	197.4	2076	83.5,83.5
100	0.6349	115.0	201.9	119.2	0.6233	113.4	201.4	112.6	90-100	149.3	2225	89.5,89.5
110	1.624	89.78	154.2	93.85	1.710	83.90	142.6	84.19	100-110	97.31	2322	93.4,93.4
120	3.006	59.22	118.2	60.93	3.114	51.38	108.8	52.59	110-120	68.71	2391	96.2,96.2
130	4.527	38.44	79.29	38.99	4.530	34.68	69.89	32.98	120-130	42.72	2434	97.9,97.9
140	6.172	28.72	50.46	29.57	6.207	25.58	46.08	24.65	130-140	25.17	2459	98.9,98.9
150	7.675	21.27	35.46	22.69	7.483	17.39	31.25	20.35	140-150	15.17	2474	99.5,99.5
160	7.744	15.02	23.31	16.23	7.050	10.39	18.70	15.51	150-160	8.070	2482	99.8,99.8
170	6.118	10.52	13.87	10.34	6.039	6.950	9.393	8.411	160-170	3.378	2486	100,100
180	8.497	6.514	3.342	7.421	7.771	7.516	4.799	4.560	170-180	0.7122	2486	100,100
DEG	LUMINOUS INTENSITY:cd									UNIT:lm		

Conical surface Flux(90deg): 867 lm

%lum = 34.9%
%lamp = 34.9%

Conical surface Flux(120deg): 1341.2 lm

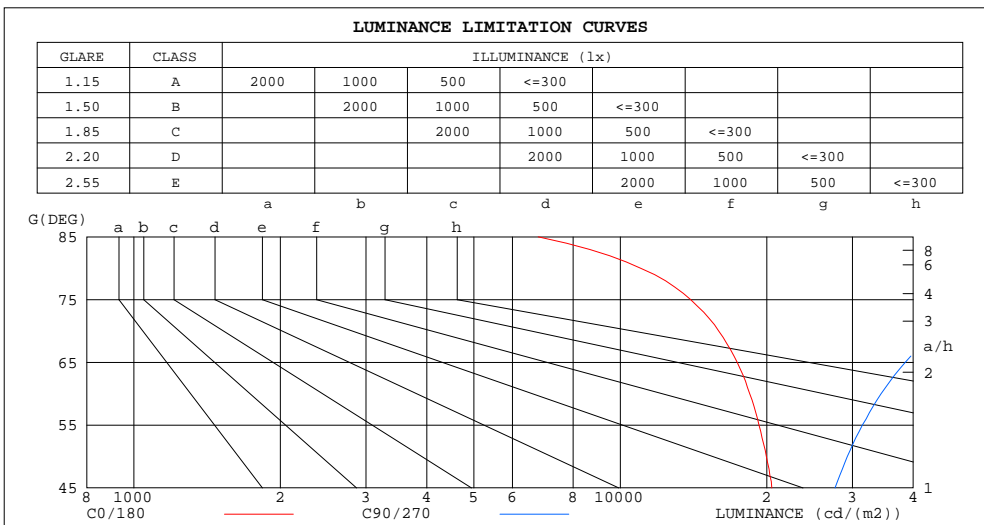
%lum = 53.9%
%lamp = 53.9%

C Range: 0 - 360DEG
C Interval: 22.5DEG
Test Speed: HIGH
Temperature:25.5DEG
Operators:Carl
Test Date:2022-05-19

γ Range: 0 - 180DEG
γ Interval: 1.0DEG
Test System:EVERFINE GO-R5000_V2 SYSTEM V2.0.351
Humidity:50%
Test Distance:2.526m [K=1.0000]
Remarks:

LUMINANCE LIMITATION CURVES

Test:U:120.0V I:0.2288A P:25.27W PF:0.9201 Lamp Flux:2486.32x1 lm		
NAME: ASD-LVF23-24D25CC-BK 5000K	TYPE:N/A	WEIGHT:N/A
SPEC.:N/A	DIM.: N/A	SERIAL No.:N/A
MFR.: ASD Lighting corp	SUR.:N/A	Shielding Angle:N/A



LUMINANCE cd/(m2)		
G (DEG)	C0/180	C90/270
85	6781	142020
80	11003	77046
75	13951	55486
70	15927	44790
65	17394	38517
60	18446	34352
55	19282	31437
50	19957	29295
45	20483	27625

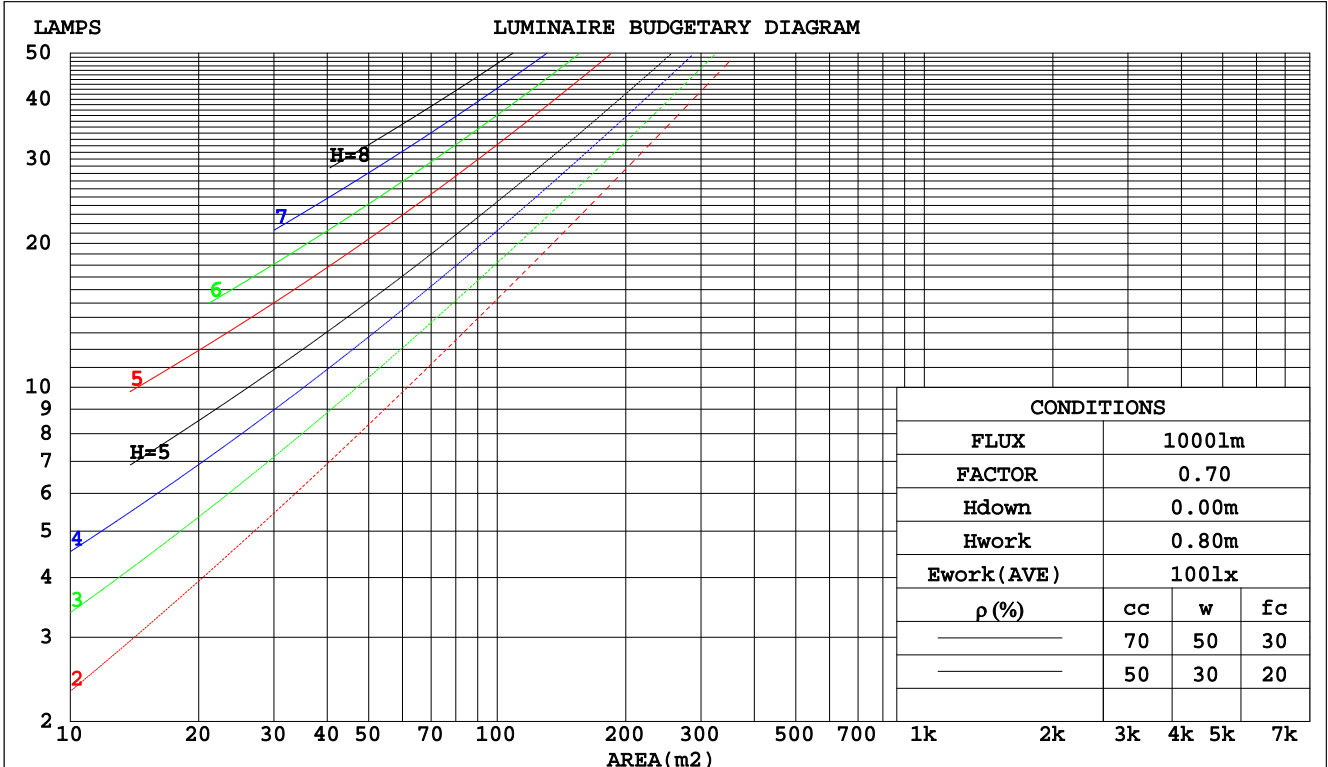
C Range: 0 - 360DEG
 C Interval: 22.5DEG
 Test Speed: HIGH
 Temperature:25.5DEG
 Operators:Carl
 Test Date:2022-05-19

γ Range: 0 - 180DEG
 γ Interval: 1.0DEG
 Test System:EVERFINE GO-R5000_V2 SYSTEM V2.0.351
 Humidity:50%
 Test Distance:2.526m [K=1.0000]
 Remarks:

CU AND LUMINAIRE BUDGETARY ESTIMATE DIAGRAM

Test:U:120.0V I:0.2288A P:25.27W PF:0.9201 Lamp Flux:2486.32x1 lm		
NAME: ASD-LVF23-24D25CC-BK 5000K	TYPE:N/A	WEIGHT:N/A
SPEC.:N/A	DIM.: N/A	SERIAL No.:N/A
MFR.: ASD Lighting corp	SUR.:N/A	Shielding Angle:N/A

pcc	80%			70%			50%			30%			10%			0
	50%	30%	10%	50%	30%	10%	50%	30%	10%	50%	30%	10%	50%	30%	10%	0
pw																0
pfc	20%			20%			20%			20%			20%			0
RCR	RCR:Room Cavity Ratio						Coefficients of Utilization(CU)									
0.0	1.15	1.15	1.15	1.11	1.11	1.11	1.02	1.02	1.02	.94	.94	.94	.87	.87	.87	.83
1.0	.96	.90	.85	.92	.87	.82	.84	.80	.77	.77	.74	.71	.71	.69	.66	.63
2.0	.82	.74	.67	.78	.71	.65	.72	.66	.61	.66	.61	.57	.61	.57	.53	.50
3.0	.71	.62	.54	.68	.59	.53	.62	.55	.50	.57	.52	.47	.53	.48	.44	.41
4.0	.62	.52	.45	.60	.51	.44	.55	.47	.42	.51	.44	.39	.46	.41	.37	.34
5.0	.55	.45	.38	.53	.44	.37	.49	.41	.35	.45	.39	.33	.42	.36	.32	.29
6.0	.49	.40	.33	.47	.39	.32	.44	.36	.31	.41	.34	.29	.37	.32	.27	.25
7.0	.44	.35	.29	.43	.34	.28	.40	.32	.27	.37	.30	.25	.34	.28	.24	.22
8.0	.40	.32	.25	.39	.31	.25	.36	.29	.24	.34	.27	.23	.31	.26	.22	.19
9.0	.37	.28	.23	.36	.28	.22	.33	.26	.21	.31	.25	.20	.29	.23	.19	.17
10.0	.34	.26	.20	.33	.25	.20	.31	.24	.19	.29	.23	.18	.27	.21	.17	.16



C Range: 0 - 360DEG
 C Interval: 22.5DEG
 Test Speed: HIGH
 Temperature:25.5DEG
 Operators:Carl
 Test Date:2022-05-19

γ Range: 0 - 180DEG
 γ Interval: 1.0DEG
 Test System:EVERFINE GO-R5000_V2 SYSTEM V2.0.351
 Humidity:50%
 Test Distance:2.526m [K=1.0000]
 Remarks:

WEC AND CCEC

Test:U:120.0V I:0.2288A P:25.27W PF:0.9201 Lamp Flux:2486.32x1 lm		
NAME: ASD-LVF23-24D25CC-BK 5000K	TYPE:N/A	WEIGHT:N/A
SPEC.:N/A	DIM.: N/A	SERIAL No.:N/A
MFR.: ASD Lighting corp	SUR.:N/A	Shielding Angle:N/A

ρcc	80%			70%			50%			30%			10%			0
ρw	50%	30%	10%	50%	30%	10%	50%	30%	10%	50%	30%	10%	50%	30%	10%	0
ρfc	20%			20%			20%			20%			20%			0
RCR	RCR:Room Cavity Ratio						Wall Exitance Coefficients(WEC)									
0.0																
1.0	.393	.223	.071	.380	.217	.069	.357	.205	.065	.336	.194	.062	.317	.184	.059	
2.0	.338	.185	.057	.327	.180	.056	.307	.170	.053	.287	.161	.050	.270	.153	.048	
3.0	.300	.160	.048	.290	.155	.047	.271	.147	.045	.254	.139	.043	.238	.132	.041	
4.0	.269	.140	.041	.260	.136	.040	.243	.129	.039	.228	.122	.037	.213	.116	.035	
5.0	.245	.125	.036	.236	.121	.035	.221	.115	.034	.207	.109	.032	.193	.103	.031	
6.0	.224	.112	.032	.216	.109	.031	.202	.104	.030	.189	.098	.029	.177	.093	.028	
7.0	.206	.102	.029	.200	.099	.028	.187	.094	.027	.175	.090	.026	.163	.085	.025	
8.0	.191	.093	.026	.185	.091	.026	.173	.087	.025	.162	.082	.024	.152	.078	.023	
9.0	.178	.086	.024	.172	.084	.024	.162	.080	.023	.151	.076	.022	.142	.072	.021	
10.0	.167	.080	.022	.161	.078	.022	.151	.074	.021	.142	.071	.020	.133	.067	.019	

ρcc	80%			70%			50%			30%			10%			0
ρw	50%	30%	10%	50%	30%	10%	50%	30%	10%	50%	30%	10%	50%	30%	10%	0
ρfc	20%			20%			20%			20%			20%			0
RCR	RCR:Room Cavity Ratio						Ceiling Cavity Exitance Coefficients(CCEC)									
0.0	.316	.316	.316	.270	.270	.270	.184	.184	.184	.106	.106	.106	.034	.034	.034	
1.0	.313	.282	.255	.268	.242	.219	.183	.167	.152	.105	.096	.088	.034	.031	.029	
2.0	.306	.259	.220	.262	.223	.190	.180	.154	.133	.104	.090	.078	.033	.029	.025	
3.0	.299	.243	.198	.256	.210	.172	.176	.146	.121	.102	.085	.071	.033	.028	.023	
4.0	.291	.230	.184	.250	.199	.160	.172	.139	.113	.099	.081	.067	.032	.026	.022	
5.0	.283	.221	.174	.243	.191	.152	.167	.133	.107	.097	.078	.064	.031	.026	.021	
6.0	.276	.213	.167	.237	.184	.146	.163	.129	.103	.095	.076	.061	.031	.025	.020	
7.0	.268	.206	.162	.231	.179	.141	.159	.125	.100	.093	.074	.060	.030	.024	.020	
8.0	.262	.200	.158	.225	.174	.138	.156	.122	.098	.091	.072	.058	.029	.024	.019	
9.0	.255	.196	.155	.220	.170	.135	.152	.119	.096	.089	.070	.057	.029	.023	.019	
10.0	.249	.191	.153	.215	.166	.133	.149	.117	.095	.087	.069	.057	.028	.023	.019	

C Range: 0 - 360DEG
 C Interval: 22.5DEG
 Test Speed: HIGH
 Temperature:25.5DEG
 Operators:Carl
 Test Date:2022-05-19

γ Range: 0 - 180DEG
 γ Interval: 1.0DEG
 Test System:EVERFINE GO-R5000_V2 SYSTEM V2.0.351
 Humidity:50%
 Test Distance:2.526m [K=1.0000]
 Remarks:

UGR(Unified Glare Rating) Table

Test:U:120.0V I:0.2288A P:25.27W PF:0.9201 Lamp Flux:2486.32x1 lm										
NAME: ASD-LVF23-24D25CC-BK 5000K					TYPE:N/A			WEIGHT:N/A		
SPEC.:N/A					DIM.: N/A			SERIAL No.:N/A		
MFR.: ASD Lighting corp					SUR.:N/A			Shielding Angle:N/A		
ceiling/cavity	0.7	0.7	0.5	0.5	0.3	0.7	0.7	0.5	0.5	0.3
walls	0.5	0.3	0.5	0.3	0.3	0.5	0.3	0.5	0.3	0.3
working plane	0.2	0.2	0.2	0.2	0.2	0.2	0.2	0.2	0.2	0.2
Room dimensions	Viewed crosswise					Viewed endwise				
x = 2H y = 2H	21.8	23.2	22.3	23.7	24.2	24.3	25.7	24.8	26.2	26.7
3H	23.3	24.6	23.8	25.1	25.7	27.0	28.3	27.6	28.9	29.4
4H	23.8	25.1	24.4	25.6	26.2	28.6	29.8	29.1	30.3	31.0
6H	24.2	25.4	24.8	25.9	26.6	30.3	31.4	30.8	32.0	32.6
8H	24.3	25.5	24.9	26.0	26.7	31.2	32.3	31.8	32.9	33.5
12H	24.4	25.4	24.9	26.0	26.7	32.3	33.4	32.9	34.0	34.6
4H 2H	23.1	24.3	23.6	24.8	25.4	24.8	26.1	25.4	26.6	27.2
3H	24.8	25.9	25.4	26.5	27.1	27.8	28.9	28.4	29.5	30.2
4H	25.6	26.6	26.2	27.2	27.9	29.6	30.6	30.2	31.2	31.9
6H	26.2	27.1	26.8	27.7	28.5	31.5	32.4	32.1	33.0	33.7
8H	26.4	27.3	27.1	27.9	28.6	32.6	33.4	33.2	34.1	34.8
12H	26.5	27.3	27.2	28.0	28.7	33.8	34.6	34.5	35.2	36.0
8H 4H	26.8	27.7	27.5	28.3	29.0	29.9	30.8	30.6	31.4	32.1
6H	27.9	28.6	28.5	29.2	30.0	32.2	32.9	32.8	33.5	34.3
8H	28.3	28.9	29.0	29.6	30.4	33.5	34.1	34.1	34.8	35.6
12H	28.6	29.2	29.4	29.9	30.7	35.0	35.5	35.7	36.2	37.0
12H 4H	27.2	28.0	27.9	28.7	29.4	29.9	30.7	30.6	31.4	32.1
6H	28.5	29.2	29.2	29.9	30.7	32.3	32.9	33.0	33.6	34.4
8H	29.2	29.7	29.9	30.4	31.3	33.7	34.2	34.4	35.0	35.8
Variations with the observer position at spacings:										
S = 1.0H	+ 0.1 / - 0.1					+ 0.1 / - 0.1				
1.5H	+ 0.2 / - 0.3					+ 0.2 / - 0.3				
2.0H	+ 0.2 / - 0.4					+ 0.2 / - 0.4				

CIE Pub.117 Corrected 2486 lm Total Lamp Luminous Flux.(8log(F/F0) = 3.2)

C Range: 0 - 360DEG
 C Interval: 22.5DEG
 Test Speed: HIGH
 Temperature:25.5DEG
 Operators:Carl
 Test Date:2022-05-19

γ Range: 0 - 180DEG
 γ Interval: 1.0DEG
 Test System:EVERFINE GO-R5000_V2 SYSTEM V2.0.351
 Humidity:50%
 Test Distance:2.526m [K=1.0000]
 Remarks:

UTILIZATION FACTORS TABLE

Test:U:120.0V I:0.2288A P:25.27W PF:0.9201 Lamp Flux:2486.32x1 lm		
NAME: ASD-LVF23-24D25CC-BK 5000K	TYPE:N/A	WEIGHT:N/A
SPEC.:N/A	DIM.: N/A	SERIAL No.:N/A
MFR.: ASD Lighting corp	SUR.:N/A	Shielding Angle:N/A

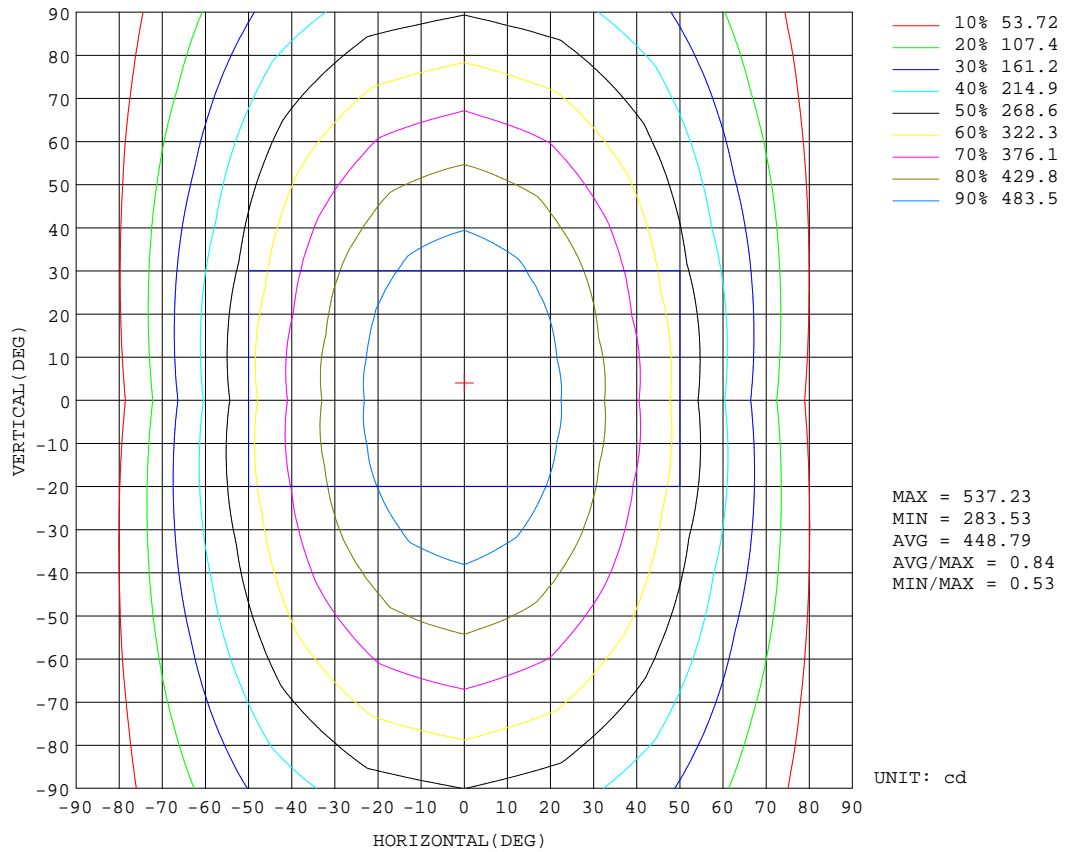
REFLECTANCE										
Ceiling	0.8	0.8	0.8	0.7	0.7	0.7	0.5	0.5	0.5	0
Walls	0.7	0.5	0.3	0.7	0.5	0.3	0.7	0.5	0.3	0
Working plane	0.2	0.2	0.2	0.2	0.2	0.2	0.2	0.2	0.2	0
ROOM INDEX	UTILIZATION FACTORS(PERCENT) $k(RI) \times RCR = 5$									
k = 0.60	48	35	28	47	35	28	45	34	27	21
0.80	57	44	36	55	43	35	53	42	35	27
1.00	65	52	43	63	51	43	59	51	42	33
1.25	72	59	50	69	58	49	65	55	48	38
1.50	77	64	56	74	63	55	69	60	53	42
2.00	84	73	64	81	71	63	75	67	60	49
2.50	88	78	70	85	76	68	79	71	65	53
3.00	92	83	75	89	80	73	82	75	70	57
4.00	97	89	82	93	86	80	86	80	75	61
5.00	100	93	87	96	90	84	89	84	79	65
ROOM INDEX	UF(total)									Direct
According to DIN EN 13032-2 2004			Suspended				SHRNOM = 1.25			

C Range: 0 - 360DEG
 C Interval: 22.5DEG
 Test Speed: HIGH
 Temperature:25.5DEG
 Operators:Carl
 Test Date:2022-05-19

γ Range: 0 - 180DEG
 γ Interval: 1.0DEG
 Test System:EVERFINE GO-R5000_V2 SYSTEM V2.0.351
 Humidity:50%
 Test Distance:2.526m [K=1.0000]
 Remarks:

ISOCANDELA DIAGRAM

Test:U:120.0V I:0.2288A P:25.27W PF:0.9201 Lamp Flux:2486.32x1 lm		
NAME: ASD-LVF23-24D25CC-BK 5000K	TYPE:N/A	WEIGHT:N/A
SPEC.:N/A	DIM.: N/A	SERIAL No.:N/A
MFR.: ASD Lighting corp	SUR.:N/A	Shielding Angle:N/A

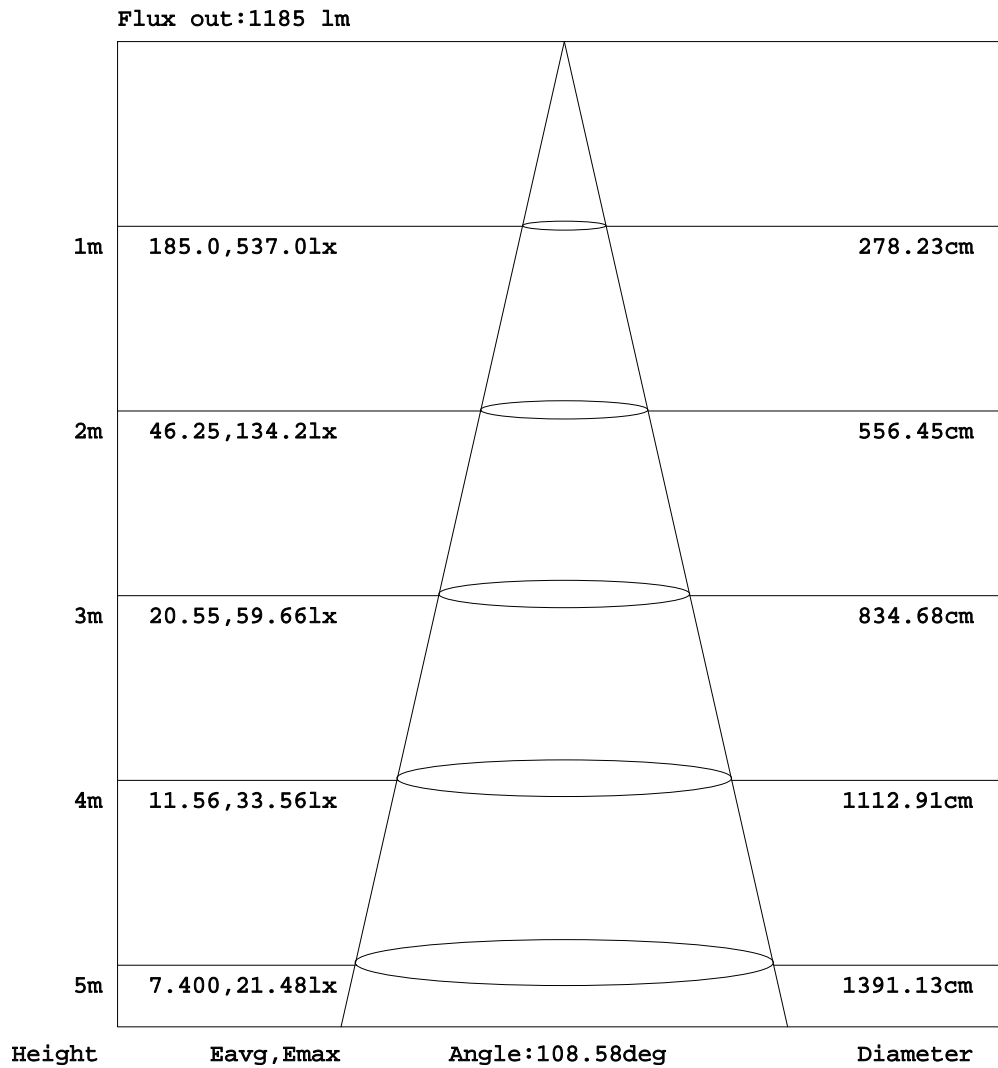


C Range: 0 - 360DEG
 C Interval: 22.5DEG
 Test Speed: HIGH
 Temperature:25.5DEG
 Operators:Carl
 Test Date:2022-05-19

γ Range: 0 - 180DEG
 γ Interval: 1.0DEG
 Test System:EVERFINE GO-R5000_V2 SYSTEM V2.0.351
 Humidity:50%
 Test Distance:2.526m [K=1.0000]
 Remarks:

AAI Figure

Test:U:120.0V I:0.2288A P:25.27W PF:0.9201 Lamp Flux:2486.32x1 lm		
NAME: ASD-LVF23-24D25CC-BK 5000K	TYPE:N/A	WEIGHT:N/A
SPEC.:N/A	DIM.: N/A	SERIAL No.:N/A
MFR.: ASD Lighting corp	SUR.:N/A	Shielding Angle:N/A



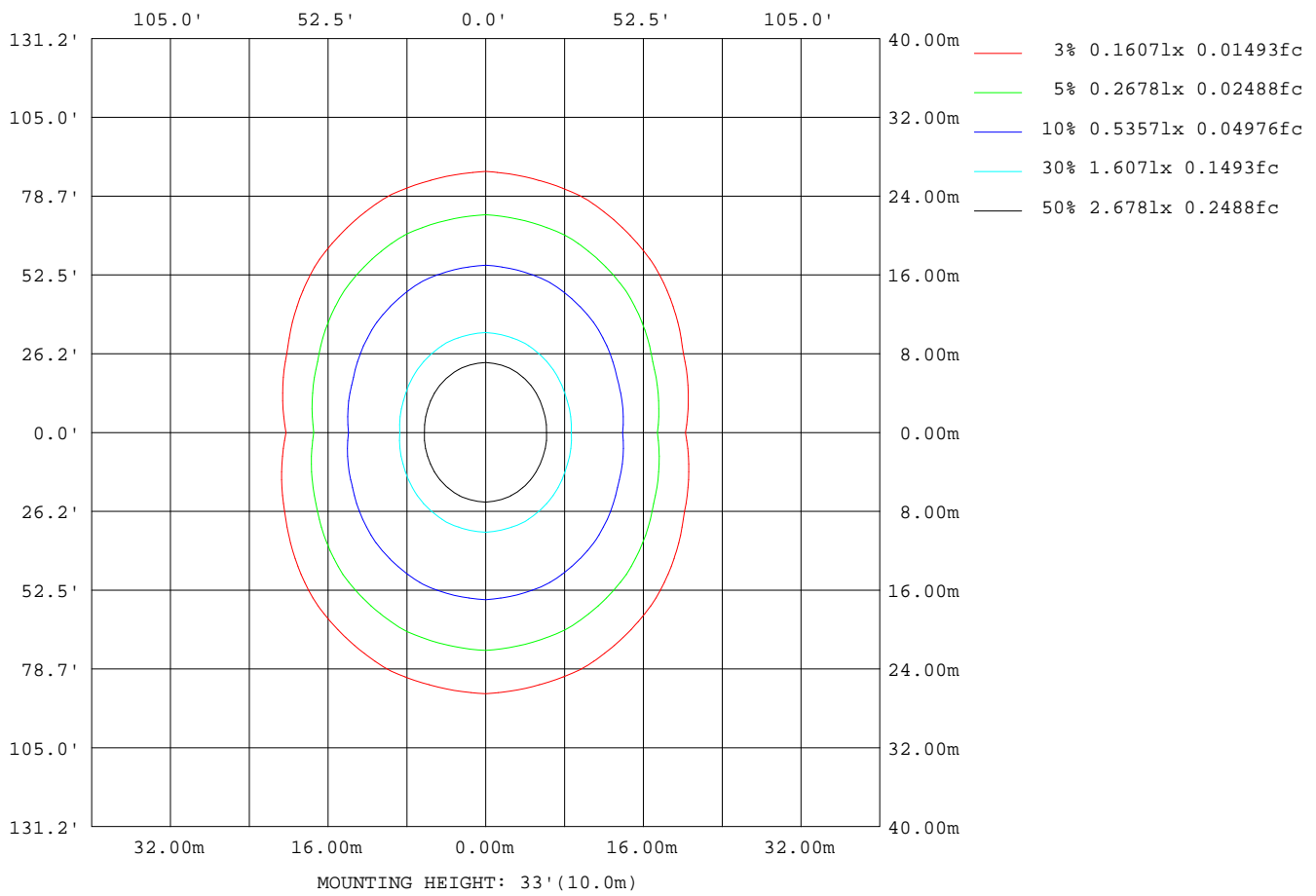
Note:The Curves indicate the illuminated area and the average illumination when the luminaire is at different distance.

C Range: 0 - 360DEG
 C Interval: 22.5DEG
 Test Speed: HIGH
 Temperature:25.5DEG
 Operators:Carl
 Test Date:2022-05-19

γ Range: 0 - 180DEG
 γ Interval: 1.0DEG
 Test System:EVERFINE GO-R5000_V2 SYSTEM V2.0.351
 Humidity:50%
 Test Distance:2.526m [K=1.0000]
 Remarks:

ISOLUX DIAGRAM

Test:U:120.0V I:0.2288A P:25.27W PF:0.9201 Lamp Flux:2486.32x1 lm		
NAME: ASD-LVF23-24D25CC-BK 5000K	TYPE:N/A	WEIGHT:N/A
SPEC.:N/A	DIM.: N/A	SERIAL No.:N/A
MFR.: ASD Lighting corp	SUR.:N/A	Shielding Angle:N/A



C Range: 0 - 360DEG
 C Interval: 22.5DEG
 Test Speed: HIGH
 Temperature:25.5DEG
 Operators:Carl
 Test Date:2022-05-19

γ Range: 0 - 180DEG
 γ Interval: 1.0DEG
 Test System:EVERFINE GO-R5000_V2 SYSTEM V2.0.351
 Humidity:50%
 Test Distance:2.526m [K=1.0000]
 Remarks:

LED Avg.L Report

Test:U:120.0V I:0.2288A P:25.27W PF:0.9201 Lamp Flux:2486.32x1 lm		
NAME: ASD-LVF23-24D25CC-BK 5000K	TYPE:N/A	WEIGHT:N/A
SPEC.:N/A	DIM.: N/A	SERIAL No.:N/A
MFR.: ASD Lighting corp	SUR.:N/A	Shielding Angle:N/A

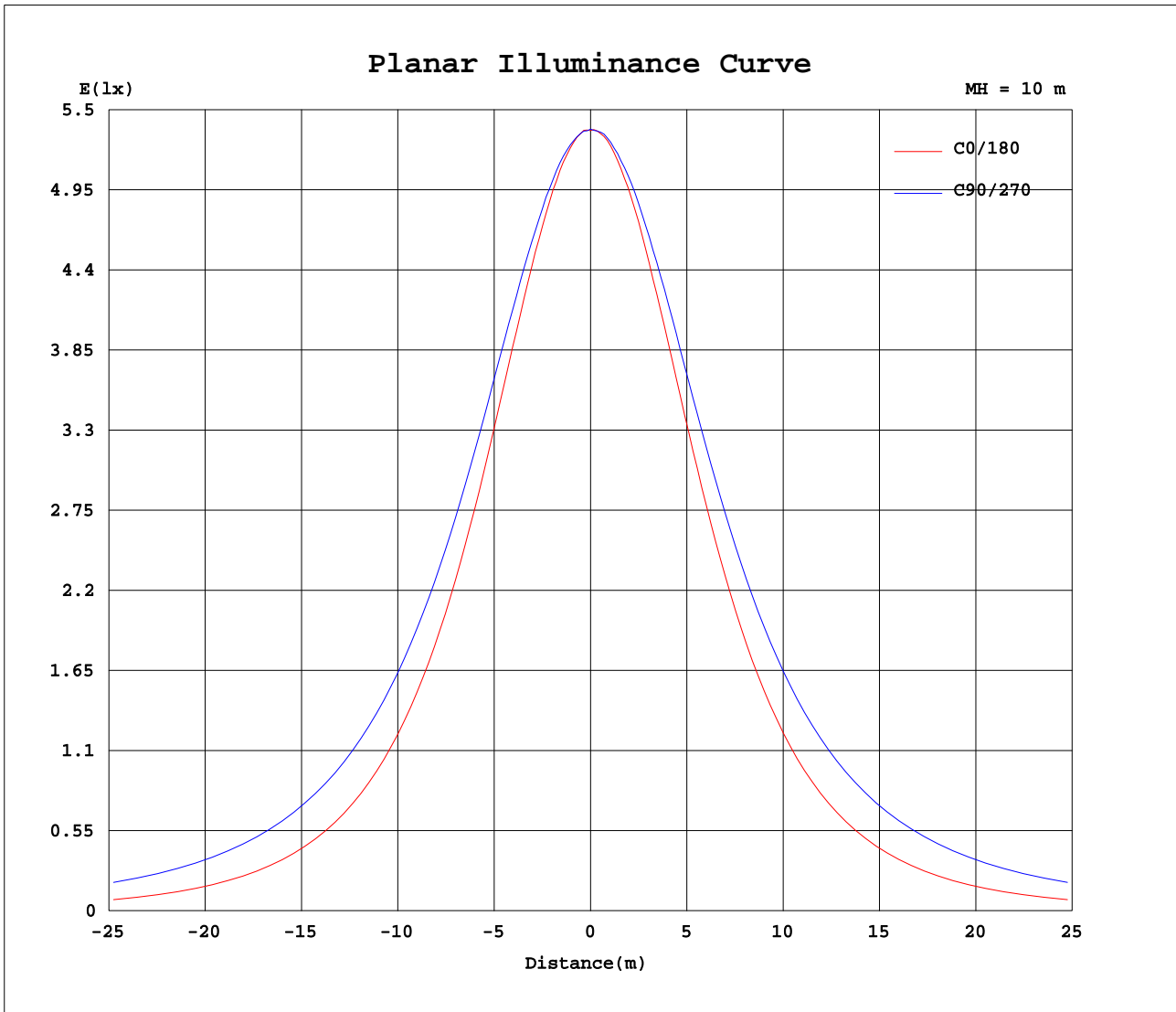
AvgL	cd/m2
L_0~180(65)av	17404
L_0~180(75)av	13777
L_0~180(85)av	6517
L_90~270(65)av	38495
L_90~270(75)av	55319
L_90~270(85)av	141138
L_45(65)av	30385
L_45(75)av	40834
L_45(85)av	97189

Standard: GB/T 29293-2012

C Range: 0 - 360DEG
 C Interval: 22.5DEG
 Test Speed: HIGH
 Temperature:25.5DEG
 Operators:Carl
 Test Date:2022-05-19

γ Range: 0 - 180DEG
 γ Interval: 1.0DEG
 Test System:EVERFINE GO-R5000_V2 SYSTEM V2.0.351
 Humidity:50%
 Test Distance:2.526m [K=1.0000]
 Remarks:

Planar Illuminance Curve



C Range: 0 - 360DEG
 C Interval: 22.5DEG
 Test Speed: HIGH
 Temperature: 25.5DEG
 Operators: Carl
 Test Date: 2022-05-19

γ Range: 0 - 180DEG
 γ Interval: 1.0DEG
 Test System: EVERFINE GO-R5000_V2 SYSTEM V2.0.351
 Humidity: 50%
 Test Distance: 2.526m [K=1.0000]
 Remarks:

LUMINOUS DISTRIBUTION INTENSITY DATA

Test:U:120.0V I:0.2288A P:25.27W PF:0.9201 Lamp Flux:2486.32x1 lm		
NAME: ASD-LVF23-24D25CC-BK 5000K	TYPE:N/A	WEIGHT:N/A
SPEC.:N/A	DIM.: N/A	SERIAL No.:N/A
MFR.: ASD Lighting corp	SUR.:N/A	Shielding Angle:N/A

Table--1

UNIT: cd

C(DEG) γ (DEG)	0	22.5	45	67.5	90	112.5	135	157.5	180	202.5	225	247.5	270	292.5	315	337.5			
0	536	536	536	536	536	536	536	536	536	536	536	536	536	536	536	536			
5	534	533	533	534	535	535	534	534	536	534	535	536	536	535	534	533			
10	526	525	528	530	532	531	530	528	527	528	530	534	534	532	529	526			
15	512	513	518	525	527	526	521	517	516	517	523	528	530	528	520	514			
20	494	497	506	516	521	518	510	502	497	501	511	522	525	519	507	497			
25	472	476	491	506	513	509	495	482	475	482	498	513	517	511	493	477			
30	444	452	473	494	503	497	478	459	448	457	480	500	507	497	475	452			
35	414	425	453	479	491	484	459	433	418	430	460	486	496	483	455	425			
40	380	395	431	464	478	468	438	403	383	400	437	470	481	466	432	394			
45	343	363	407	446	462	450	414	371	346	367	412	452	465	448	407	361			
50	304	329	382	427	445	432	389	337	306	332	387	432	448	428	381	327			
55	262	294	355	405	426	411	363	302	264	296	360	412	428	407	354	291			
60	219	259	329	384	406	389	336	266	219	259	332	388	408	384	327	255			
65	174	223	301	361	385	366	310	231	174	223	305	365	385	361	300	220			
70	129	189	275	338	362	343	283	196	127	188	277	341	362	337	272	185			
75	85.6	156	248	314	340	320	256	164	83.2	155	250	316	338	312	246	152			
80	45.3	127	224	290	316	296	231	133	43.0	124	224	292	314	288	220	122			
85	14.0	101	199	267	293	272	207	107	12.9	97.8	200	268	289	264	196	96.8			
90	0.42	80.7	177	244	269	249	184	86.3	0.29	77.6	177	243	265	240	174	77.0			
95	0.46	62.0	152	218	243	223	158	66.5	0.40	58.1	151	217	239	214	148	57.8			
100	0.63	47.5	115	178	202	182	119	51.5	0.62	42.1	113	179	201	177	113	41.7			
105	1.06	35.8	104	144	162	147	108	38.3	1.08	30.2	98.3	141	162	140	97.3	30.0			
110	1.62	25.2	89.8	137	154	141	93.8	28.6	1.71	22.1	83.9	128	143	127	84.2	20.2			
115	2.20	21.2	73.9	121	138	124	76.6	23.4	2.39	18.8	67.1	112	128	112	68.5	16.9			
120	3.01	19.1	59.2	102	118	104	60.9	20.9	3.11	17.0	51.4	93.9	109	94.3	52.6	15.4			
125	3.83	17.5	45.9	82.4	96.7	84.1	47.3	19.3	3.84	15.9	39.6	75.1	89.1	76.3	39.9	14.6			
130	4.53	16.4	38.4	65.8	79.3	68.3	39.0	18.0	4.53	14.4	34.7	57.4	69.9	58.9	33.0	13.9			
135	5.45	15.5	33.1	51.3	61.6	53.2	33.9	16.8	5.32	13.4	29.9	47.5	54.6	48.9	28.0	12.8			
140	6.17	14.7	28.7	44.0	50.5	45.5	29.6	15.7	6.21	11.8	25.6	39.9	46.1	41.5	24.7	11.9			
145	6.99	13.9	24.7	37.4	42.6	38.6	25.9	14.7	6.87	10.1	21.4	32.8	38.3	35.2	22.6	11.5			
150	7.67	13.1	21.3	31.3	35.5	32.3	22.7	13.7	7.48	6.95	17.4	26.1	31.3	29.9	20.3	11.1			
155	8.09	12.2	16.5	25.8	29.0	26.8	17.3	12.2	7.90	7.34	13.4	19.7	24.6	24.5	17.7	10.8			
160	7.74	10.2	15.0	18.3	23.3	21.7	16.2	10.5	7.05	7.60	10.4	14.5	18.7	19.8	15.5	10.6			
165	6.90	9.42	13.2	15.7	18.2	17.2	12.8	9.90	6.75	6.99	8.69	10.9	14.1	15.5	12.8	9.49			
170	6.12	6.90	10.5	13.2	13.9	13.4	10.3	6.48	6.04	6.13	6.95	7.51	9.39	9.83	8.41	7.75			
175	5.93	5.99	7.99	10.4	10.5	7.20	6.20	5.89	5.64	5.64	5.52	5.17	5.78	6.48	6.71	5.23			
180	8.50	8.60	6.51	3.70	3.34	3.18	7.42	8.90	7.77	7.79	7.52	6.44	4.80	3.59	4.56	6.48			

C Range: 0 - 360DEG
 C Interval: 22.5DEG
 Test Speed: HIGH
 Temperature:25.5DEG
 Operators:Carl
 Test Date:2022-05-19

γ Range: 0 - 180DEG
 γ Interval: 1.0DEG
 Test System:EVERFINE GO-R5000_V2 SYSTEM V2.0.351
 Humidity:50%
 Test Distance:2.526m [K=1.0000]
 Remarks: