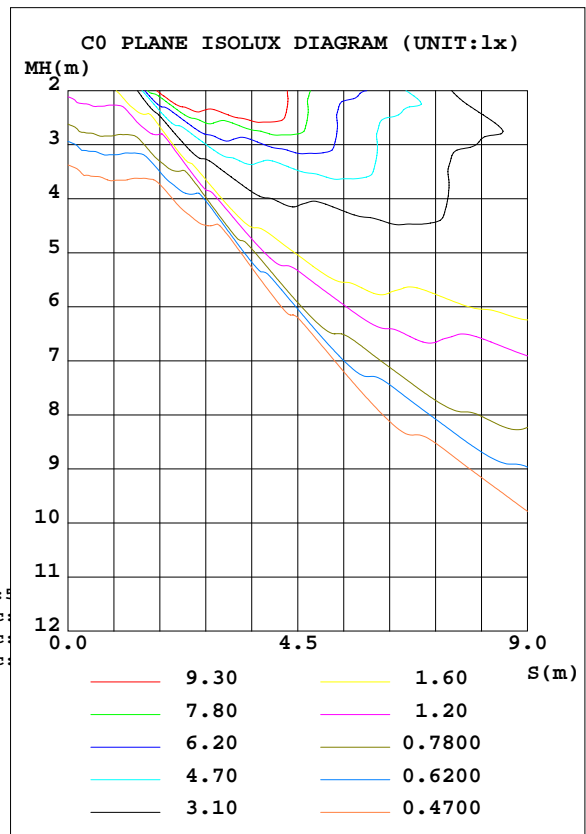
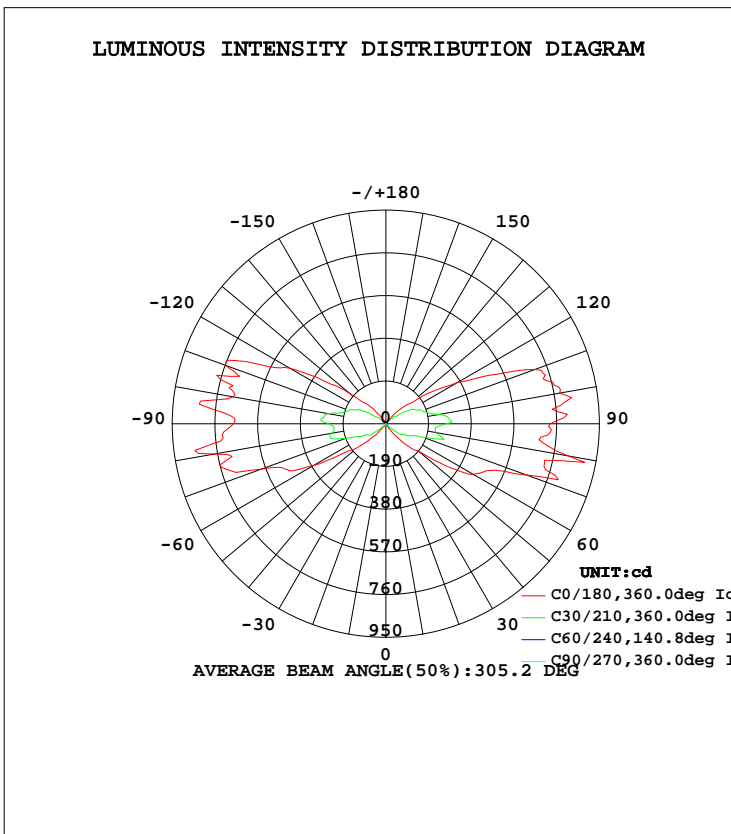


LUMINAIRE PHOTOMETRIC TEST REPORT

Test:U:120.0V I:0.1587A P:18.61W PF:0.9771 Lamp Flux:1678.24x1 lm		
NAME:ASD-OLCLR-2D18CC-BK-3000K	TYPE:LED	WEIGHT:
SPEC.:	DIM.:	SERIAL No.:
MFR.:ASD Lighting corp	SUR.:	PROTECTION ANGLE:

DATA OF LAMP		PHOTOMETRIC DATA Eff: 90.20 lm/W			
MODEL	ASD-OLCLR-2D18CC-BK-3000K	I _{max} (cd)	934.8	S/MH(C0/180)	11.86
NOMINAL POWER(W)	18	LOR(%)	100.0	S/MH(C90/270)	1.61
RATED VOLTAGE(V)	120	TOTAL FLUX(lm)	1678.2	η UP, DN(C0-180)	24.1,25.5
NOMINAL FLUX(lm)	1678.24	CIE CLASS	DIFFUSE	η UP, DN(C180-360)	25.5,24.9
LAMPS INSIDE	1	η up(%)	49.5	CIBSE SHR NOM	0.00
TEST VOLTAGE(V)	120	η down(%)	50.5	CIBSE SHR MAX	1.30



C Range: 0 - 360DEG
 C Interval: 15.0DEG
 Test Speed: HIGH
 Temperature:25.3DEG
 Operators:
 Test Date:2022-03-02

γ Range: 0 - 180DEG
 γ Interval: 1.0DEG
 Test System:EVERFINE GO-2000B_V1 SYSTEM V2.0.291
 Humidity:65.0%
 Test Distance:7.500m [K=1.0000]
 Remarks:

ZONAL FLUX DIAGRAM

ZONAL FLUX DIAGRAM:

γ	C0	C45	C90	C135	C180	C225	C270	C315	γ	Φ zone	Φ total	$\%lum, lamp$
10	6.361	3.771	2.153	4.083	5.854	3.312	2.245	4.227	0- 10	0.3641	0.3641	0.02,0.02
20	7.424	4.649	1.968	4.657	6.694	3.454	2.249	5.037	10- 20	1.212	1.576	0.09,0.09
30	14.30	5.708	1.968	5.204	8.469	3.663	2.342	5.899	20- 30	2.331	3.907	0.23,0.23
40	74.73	6.406	2.030	12.09	35.26	3.893	2.465	13.68	30- 40	6.435	10.34	0.62,0.62
50	191.0	7.817	2.045	30.20	165.5	5.551	2.600	20.61	40- 50	28.70	39.04	2.33,2.33
60	449.6	12.93	2.080	90.63	374.1	10.68	2.769	89.44	50- 60	83.67	122.7	7.31,7.31
70	667.5	18.00	2.137	146.7	591.5	12.82	2.912	148.8	60- 70	159.6	282.3	16.8,16.8
80	822.4	31.95	2.141	181.8	776.8	30.65	3.089	180.1	70- 80	265.0	547.2	32.6,32.6
90	731.2	48.51	2.107	205.3	677.7	47.25	3.177	200.3	80- 90	299.8	847.0	50.5,50.5
100	784.1	46.76	2.060	173.2	691.3	42.16	3.200	201.5	90-100	288.8	1136	67.7,67.7
110	706.7	21.77	2.003	127.2	758.5	12.41	3.177	167.8	100-110	252.7	1388	82.7,82.7
120	367.1	15.62	1.903	56.12	496.3	11.45	3.073	109.0	110-120	173.1	1562	93,93
130	141.1	14.17	1.806	14.69	210.0	9.850	2.730	46.23	120-130	79.94	1641	97.8,97.8
140	41.40	6.676	1.745	7.857	85.08	3.845	2.684	12.14	130-140	27.16	1669	99.4,99.4
150	12.92	5.457	1.749	4.644	15.66	3.466	2.468	6.472	140-150	5.824	1674	99.8,99.8
160	6.666	4.254	1.729	4.112	7.547	3.016	2.314	5.547	150-160	2.322	1677	99.9,99.9
170	5.076	3.269	1.968	3.455	5.990	2.630	2.280	4.144	160-170	1.132	1678	100,100
180	5.180	2.965	2.253	3.736	5.199	2.954	2.268	3.728	170-180	0.3364	1678	100,100
DEG	LUMINOUS INTENSITY:cd									UNIT:lm		

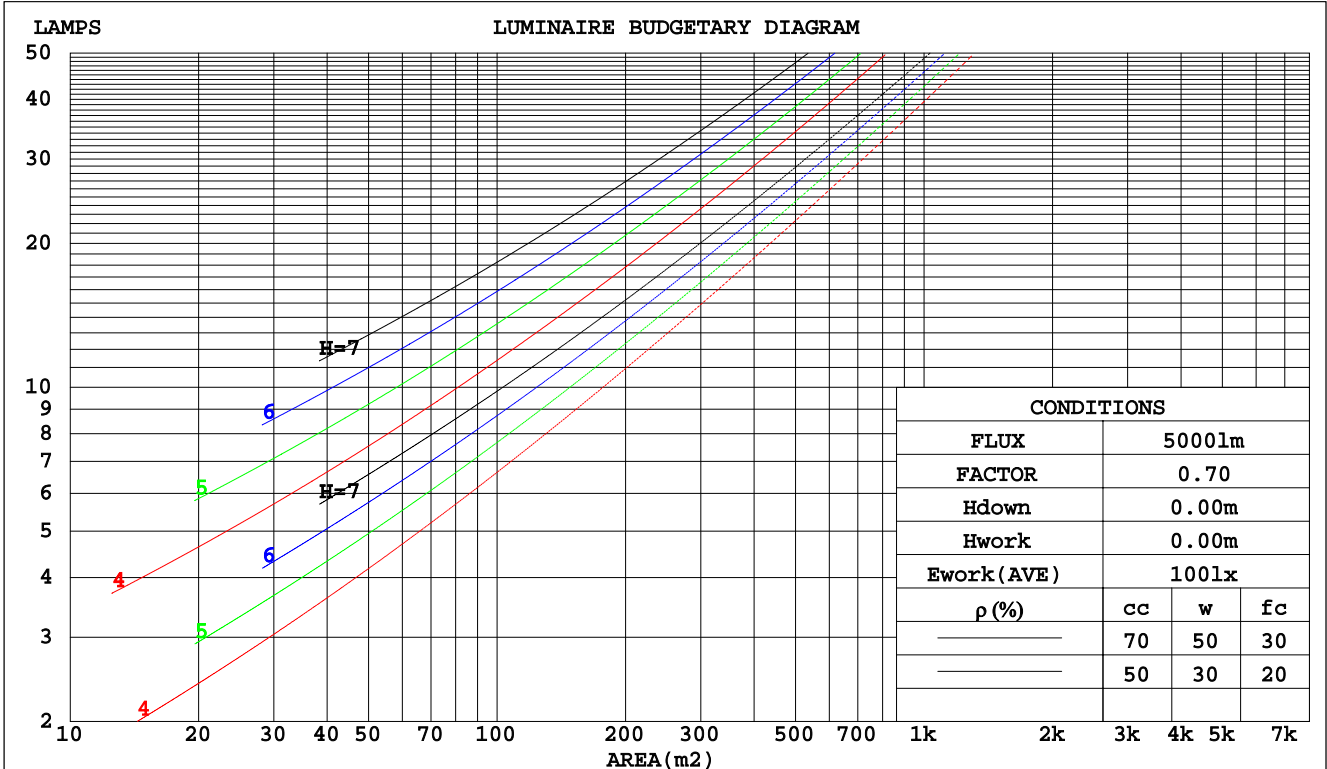
C Range: 0 - 360DEG
C Interval: 15.0DEG
Test Speed: HIGH
Temperature:25.3DEG
Operators:
Test Date:2022-03-02

γ Range: 0 - 180DEG
 γ Interval: 1.0DEG
Test System:EVERFINE GO-2000B_V1 SYSTEM V2.0.291
Humidity:65.0%
Test Distance:7.500m [K=1.0000]
Remarks:

CU AND LUMINAIRE BUDGETARY ESTIMATE DIAGRAM

Test:U:120.0V I:0.1587A P:18.61W PF:0.9771 Lamp Flux:1678.24x1 lm		
NAME:	TYPE:LED	WEIGHT:
SPEC.:	DIM.:	SERIAL No.:
MFR.:	SUR.:	PROTECTION ANGLE:

pcc	80%			70%			50%			30%			10%			0
	50%	30%	10%	50%	30%	10%	50%	30%	10%	50%	30%	10%	50%	30%	10%	0
pw																0
pfc																0
RCR	RCR:Room Cavity Ratio			Coefficients of Utilization(CU)												
0.0	1.07	1.07	1.07	.99	.99	.99	.84	.84	.84	.70	.70	.70	.57	.57	.57	.50
1.0	.80	.73	.66	.73	.67	.61	.60	.54	.50	.47	.43	.39	.36	.32	.30	.24
2.0	.66	.56	.48	.59	.51	.43	.48	.41	.35	.37	.31	.26	.27	.22	.19	.13
3.0	.55	.45	.36	.50	.40	.33	.40	.32	.26	.30	.24	.19	.21	.17	.13	.08
4.0	.48	.37	.29	.43	.33	.26	.34	.26	.20	.26	.20	.15	.18	.13	.09	.05
5.0	.42	.31	.24	.37	.28	.21	.30	.22	.16	.22	.16	.12	.16	.11	.07	.03
6.0	.37	.27	.20	.33	.24	.18	.26	.19	.13	.20	.14	.10	.14	.09	.06	.02
7.0	.33	.23	.17	.30	.21	.15	.24	.17	.11	.18	.12	.08	.13	.08	.05	.02
8.0	.30	.21	.14	.27	.19	.13	.21	.15	.10	.16	.11	.07	.11	.07	.04	.01
9.0	.27	.18	.12	.24	.16	.11	.19	.13	.08	.15	.10	.06	.11	.06	.03	.01
10.0	.25	.16	.11	.22	.15	.10	.18	.12	.07	.14	.09	.05	.10	.06	.03	.01



C Range: 0 - 360DEG
 C Interval: 15.0DEG
 Test Speed: HIGH
 Temperature: 25.3DEG
 Operators:
 Test Date: 2022-03-02

γ Range: 0 - 180DEG
 γ Interval: 1.0DEG
 Test System: EVERFINE GO-2000B_V1 SYSTEM V2.0.291
 Humidity: 65.0%
 Test Distance: 7.500m [K=1.0000]
 Remarks:

WEC AND CCEC

Test:U:120.0V I:0.1587A P:18.61W PF:0.9771 Lamp Flux:1678.24x1 lm		
NAME:	TYPE:LED	WEIGHT:
SPEC.:	DIM.:	SERIAL No.:
MFR.:	SUR.:	PROTECTION ANGLE:

ρcc	80%			70%			50%			30%			10%			0
ρw	50%	30%	10%	50%	30%	10%	50%	30%	10%	50%	30%	10%	50%	30%	10%	0
ρfc	20%			20%			20%			20%			20%			0
RCR	RCR:Room Cavity Ratio						Wall Exitance Coefficients(WEC)									
0.0																
1.0	.531	.302	.096	.508	.290	.092	.466	.267	.085	.427	.246	.079	.391	.227	.073	
2.0	.415	.227	.070	.394	.217	.067	.355	.198	.061	.320	.179	.056	.286	.162	.051	
3.0	.347	.185	.055	.328	.176	.053	.293	.159	.048	.260	.142	.044	.229	.127	.039	
4.0	.300	.156	.046	.283	.148	.044	.250	.133	.040	.220	.118	.036	.192	.104	.032	
5.0	.265	.135	.039	.249	.128	.037	.219	.114	.034	.192	.101	.030	.166	.089	.027	
6.0	.238	.119	.034	.223	.113	.032	.196	.100	.029	.170	.088	.026	.146	.077	.023	
7.0	.216	.107	.030	.202	.101	.029	.177	.089	.026	.153	.078	.023	.131	.068	.020	
8.0	.197	.096	.027	.185	.091	.026	.161	.081	.023	.139	.071	.020	.118	.061	.018	
9.0	.182	.088	.025	.171	.083	.023	.149	.073	.021	.128	.064	.018	.108	.055	.016	
10.0	.169	.081	.022	.158	.076	.021	.138	.067	.019	.118	.059	.017	.100	.050	.014	

ρcc	80%			70%			50%			30%			10%			0
ρw	50%	30%	10%	50%	30%	10%	50%	30%	10%	50%	30%	10%	50%	30%	10%	0
ρfc	20%			20%			20%			20%			20%			0
RCR	RCR:Room Cavity Ratio						Ceiling Cavity Exitance Coefficients(CCEC)									
0.0	.568	.568	.568	.485	.485	.485	.331	.331	.331	.190	.190	.190	.061	.061	.061	
1.0	.576	.535	.497	.493	.459	.428	.337	.316	.296	.194	.183	.172	.062	.059	.056	
2.0	.572	.514	.466	.490	.443	.403	.336	.306	.281	.193	.178	.165	.062	.058	.054	
3.0	.564	.500	.448	.484	.431	.389	.332	.300	.273	.192	.175	.161	.062	.057	.053	
4.0	.556	.489	.437	.477	.422	.380	.328	.294	.268	.190	.172	.158	.061	.056	.052	
5.0	.548	.480	.430	.470	.415	.374	.324	.290	.264	.188	.170	.157	.060	.056	.052	
6.0	.540	.473	.425	.464	.410	.370	.320	.287	.262	.186	.169	.156	.060	.055	.051	
7.0	.532	.467	.421	.458	.405	.367	.316	.284	.260	.184	.167	.155	.059	.055	.051	
8.0	.525	.462	.418	.452	.400	.365	.313	.281	.259	.182	.166	.154	.059	.054	.051	
9.0	.518	.457	.416	.446	.397	.363	.309	.279	.258	.180	.165	.154	.058	.054	.051	
10.0	.512	.453	.414	.441	.394	.361	.306	.277	.257	.179	.164	.153	.058	.054	.051	

C Range: 0 - 360DEG
 C Interval: 15.0DEG
 Test Speed: HIGH
 Temperature:25.3DEG
 Operators:
 Test Date:2022-03-02

γ Range: 0 - 180DEG
 γ Interval: 1.0DEG
 Test System:EVERFINE GO-2000B_V1 SYSTEM V2.0.291
 Humidity:65.0%
 Test Distance:7.500m [K=1.0000]
 Remarks:

UGR(Unified Glare Rating) Table

Test:U:120.0V I:0.1587A P:18.61W PF:0.9771 Lamp Flux:1678.24x1 lm										
NAME:					TYPE:LED			WEIGHT:		
SPEC.:					DIM.:			SERIAL No.:		
MFR.:					SUR.:			PROTECTION ANGLE:		
ceiling/cavity	0.7	0.7	0.5	0.5	0.3	0.7	0.7	0.5	0.5	0.3
walls	0.5	0.3	0.5	0.3	0.3	0.5	0.3	0.5	0.3	0.3
working plane	0.2	0.2	0.2	0.2	0.2	0.2	0.2	0.2	0.2	0.2
Room dimensions	Viewed crosswise					Viewed endwise				
x = 2H y = 2H	16.8	18.0	17.7	19.0	20.2	-11.0	-9.8	-10.1	-8.9	-7.7
3H	23.3	24.4	24.2	25.3	26.6	-9.2	-8.1	-8.3	-7.1	-5.9
4H	26.8	27.9	27.7	28.8	30.1	-8.1	-7.0	-7.2	-6.1	-4.8
6H	30.3	31.3	31.2	32.3	33.5	-6.7	-5.7	-5.8	-4.7	-3.5
8H	31.7	32.7	32.7	33.7	34.9	-5.9	-5.0	-5.0	-4.0	-2.7
12H	33.1	34.1	34.1	35.0	36.3	-5.0	-4.1	-4.1	-3.1	-1.8
4H 2H	16.4	17.5	17.3	18.4	19.6	3.6	4.6	4.5	5.6	6.8
3H	23.2	24.1	24.1	25.1	26.3	3.4	4.3	4.3	5.3	6.6
4H	27.0	27.9	28.0	28.9	30.2	3.3	4.2	4.2	5.2	6.5
6H	31.0	31.8	32.0	32.8	34.1	3.3	4.1	4.2	5.1	6.4
8H	32.8	33.5	33.7	34.5	35.9	3.3	4.0	4.3	5.1	6.4
12H	34.5	35.2	35.4	36.2	37.5	3.4	4.1	4.3	5.1	6.4
8H 4H	26.8	27.6	27.8	28.6	29.9	13.6	14.4	14.6	15.4	16.7
6H	31.0	31.6	32.0	32.7	34.0	13.5	14.1	14.5	15.2	16.5
8H	33.1	33.7	34.1	34.7	36.0	13.4	14.0	14.4	15.0	16.4
12H	35.3	35.8	36.3	36.9	38.2	13.3	13.9	14.3	14.9	16.3
12H 4H	26.7	27.4	27.7	28.4	29.8	17.0	17.7	18.0	18.8	20.1
6H	30.9	31.5	31.9	32.5	33.9	17.1	17.6	18.0	18.7	20.0
8H	33.0	33.5	34.0	34.6	35.9	17.0	17.5	18.0	18.6	19.9
Variations with the observer position at spacings:										
S = 1.0H	+ 0.2 / - 0.2					+ 0.3 / - 0.4				
1.5H	+ 0.2 / - 0.3					+ 0.5 / - 0.3				
2.0H	+ 0.2 / - 0.4					+ 2.0 / - 2.1				

CIE Pub.117 Corrected 1678 lm Total Lamp Luminous Flux.(8log(F/F0) = 1.8)

C Range: 0 - 360DEG
 C Interval: 15.0DEG
 Test Speed: HIGH
 Temperature:25.3DEG
 Operators:
 Test Date:2022-03-02

γ Range: 0 - 180DEG
 γ Interval: 1.0DEG
 Test System:EVERFINE GO-2000B_V1 SYSTEM V2.0.291
 Humidity:65.0%
 Test Distance:7.500m [K=1.0000]
 Remarks:

UTILIZATION FACTORS TABLE

Test:U:120.0V I:0.1587A P:18.61W PF:0.9771 Lamp Flux:1678.24x1 lm		
NAME:	TYPE:LED	WEIGHT:
SPEC.:	DIM.:	SERIAL No.:
MFR.:	SUR.:	PROTECTION ANGLE:

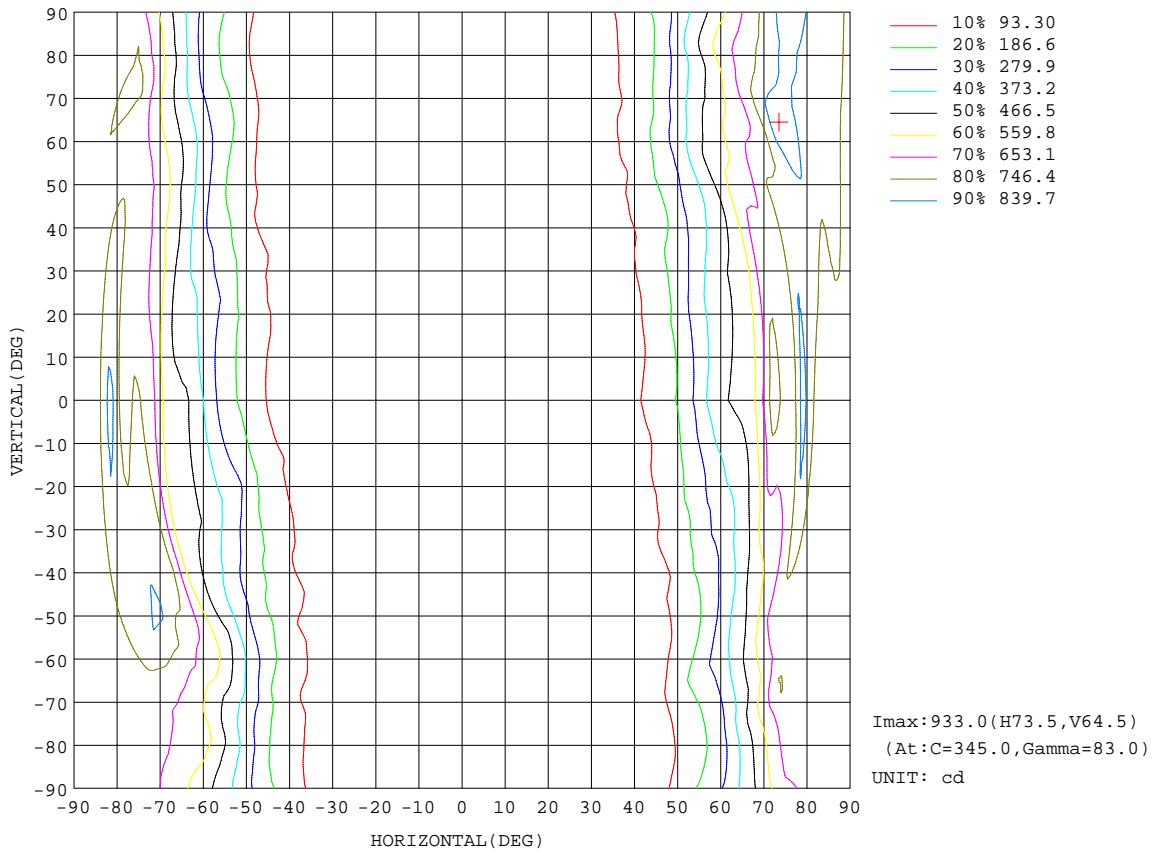
REFLECTANCE										
Ceiling	0.8	0.8	0.8	0.7	0.7	0.7	0.5	0.5	0.5	0
Walls	0.7	0.5	0.3	0.7	0.5	0.3	0.7	0.5	0.3	0
Working plane	0.2	0.2	0.2	0.2	0.2	0.2	0.2	0.2	0.2	0
ROOM INDEX	UTILIZATION FACTORS(PERCENT) $k(RI) \times RCR = 5$									
k = 0.60	30	16	9	29	16	8	26	14	8	1
0.80	38	22	13	35	21	12	31	19	11	2
1.00	44	27	17	41	26	16	35	25	14	3
1.25	50	33	22	47	31	21	40	27	18	5
1.50	56	39	27	51	36	25	43	31	22	7
2.00	64	48	36	58	44	33	49	37	28	10
2.50	69	54	42	64	50	39	53	42	33	14
3.00	74	60	48	68	55	45	56	46	38	16
4.00	80	67	57	73	62	53	61	52	45	21
5.00	84	73	63	77	67	59	64	56	50	24
ROOM INDEX	UF(total)									Direct
According to DIN EN 13032-2 2004			Suspended				SHRNOM = 1.25			

C Range: 0 - 360DEG
 C Interval: 15.0DEG
 Test Speed: HIGH
 Temperature:25.3DEG
 Operators:
 Test Date:2022-03-02

γ Range: 0 - 180DEG
 γ Interval: 1.0DEG
 Test System:EVERFINE GO-2000B_V1 SYSTEM V2.0.291
 Humidity:65.0%
 Test Distance:7.500m [K=1.0000]
 Remarks:

ISOCANDELA DIAGRAM

Test:U:120.0V I:0.1587A P:18.61W PF:0.9771 Lamp Flux:1678.24x1 lm		
NAME:	TYPE:LED	WEIGHT:
SPEC.:	DIM.:	SERIAL No.:
MFR.:	SUR.:	PROTECTION ANGLE:

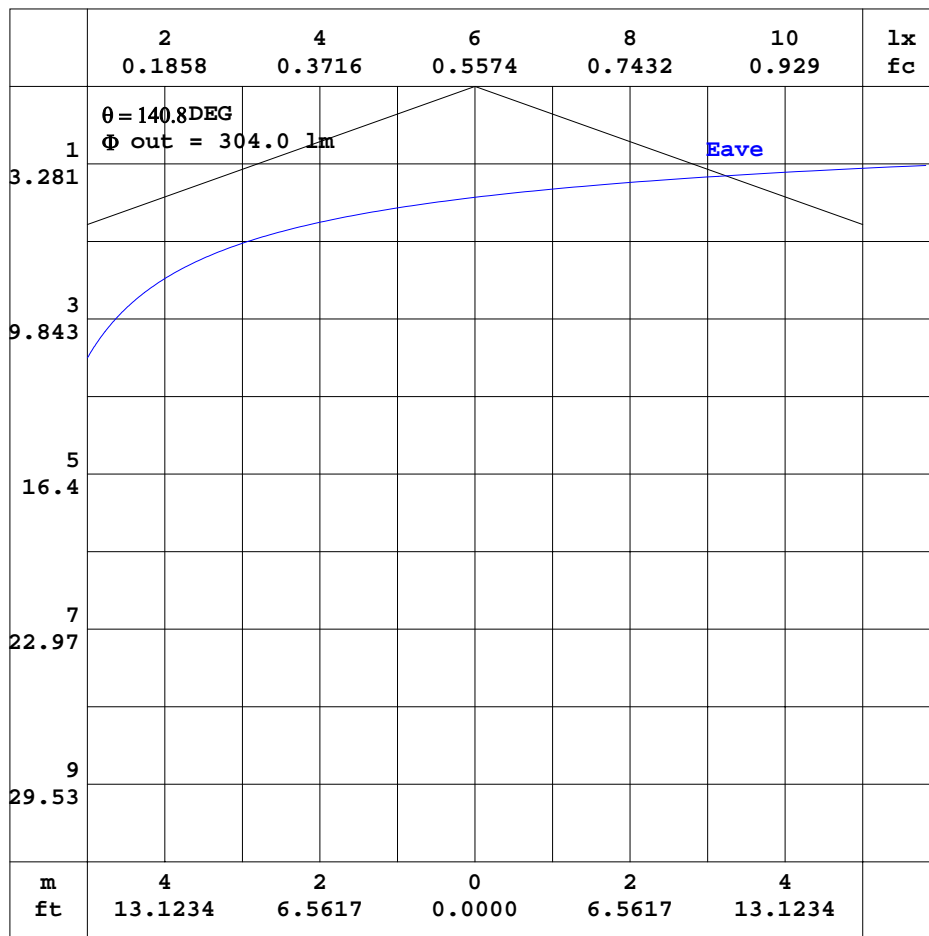


C Range: 0 - 360DEG
 C Interval: 15.0DEG
 Test Speed: HIGH
 Temperature: 25.3DEG
 Operators:
 Test Date: 2022-03-02

γ Range: 0 - 180DEG
 γ Interval: 1.0DEG
 Test System: EVERFINE GO-2000B_V1 SYSTEM V2.0.291
 Humidity: 65.0%
 Test Distance: 7.500m [K=1.0000]
 Remarks:

AAI CURVES

Test:U:120.0V I:0.1587A P:18.61W PF:0.9771 Lamp Flux:1678.24x1 lm		
NAME:	TYPE:LED	WEIGHT:
SPEC.:	DIM.:	SERIAL No.:
MFR.:	SUR.:	PROTECTION ANGLE:



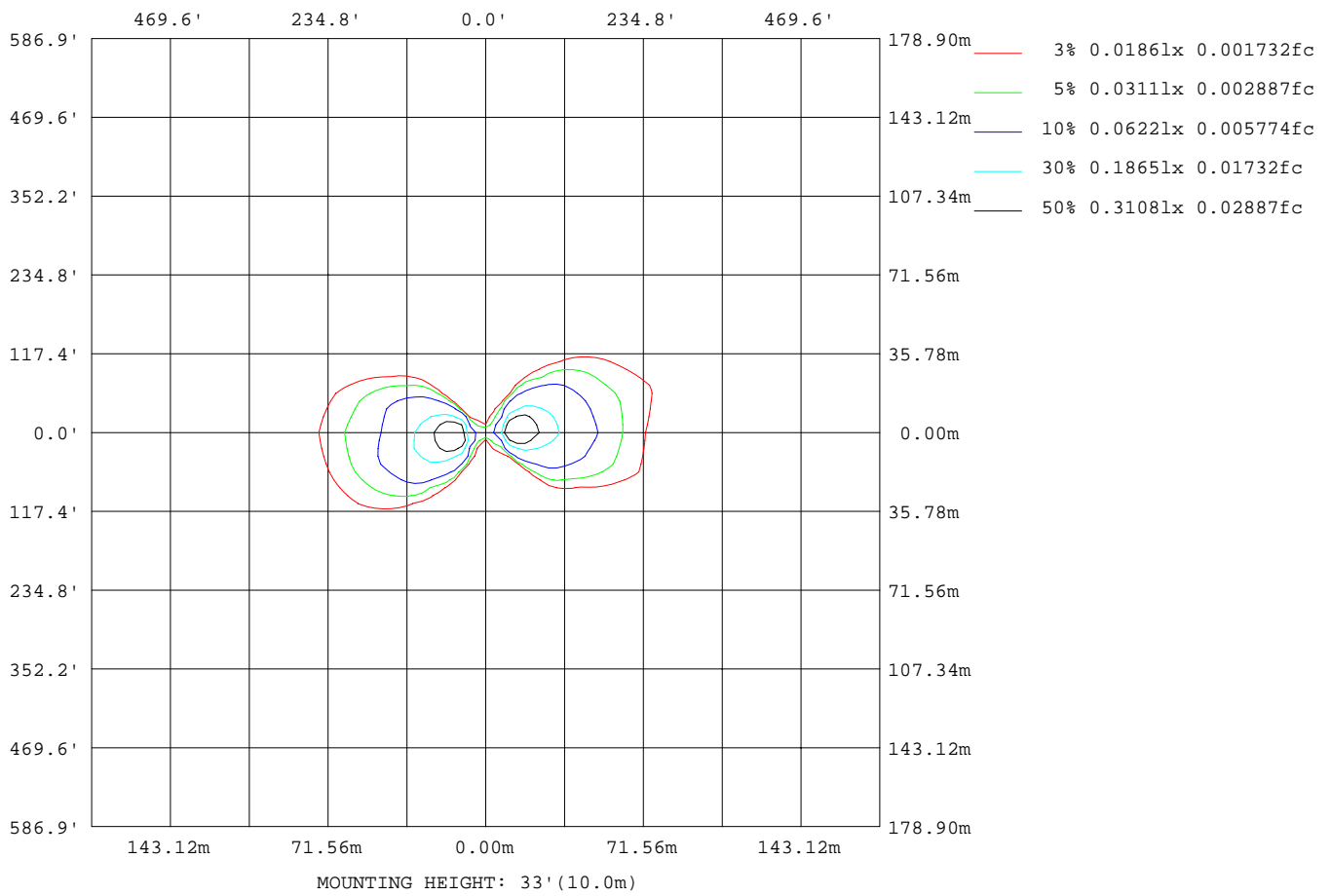
Note: The Curves indicate the illuminated area and the average illumination when the luminaire is at different distance.

C Range: 0 - 360DEG
 C Interval: 15.0DEG
 Test Speed: HIGH
 Temperature: 25.3DEG
 Operators:
 Test Date: 2022-03-02

γ Range: 0 - 180DEG
 γ Interval: 1.0DEG
 Test System: EVERFINE GO-2000B_V1 SYSTEM V2.0.291
 Humidity: 65.0%
 Test Distance: 7.500m [K=1.0000]
 Remarks:

ISOLUX DIAGRAM

Test:U:120.0V I:0.1587A P:18.61W PF:0.9771 Lamp Flux:1678.24x1 lm		
NAME:	TYPE:LED	WEIGHT:
SPEC.:	DIM.:	SERIAL No.:
MFR.:	SUR.:	PROTECTION ANGLE:



C Range: 0 - 360DEG
 C Interval: 15.0DEG
 Test Speed: HIGH
 Temperature: 25.3DEG
 Operators:
 Test Date: 2022-03-02

γ Range: 0 - 180DEG
 γ Interval: 1.0DEG
 Test System: EVERFINE GO-2000B_V1 SYSTEM V2.0.291
 Humidity: 65.0%
 Test Distance: 7.500m [K=1.0000]
 Remarks:

LED Avg.L Report

Test:U:120.0V I:0.1587A P:18.61W PF:0.9771 Lamp Flux:1678.24x1 lm		
NAME:	TYPE:LED	WEIGHT:
SPEC.:	DIM.:	SERIAL No.:
MFR.:	SUR.:	PROTECTION ANGLE:

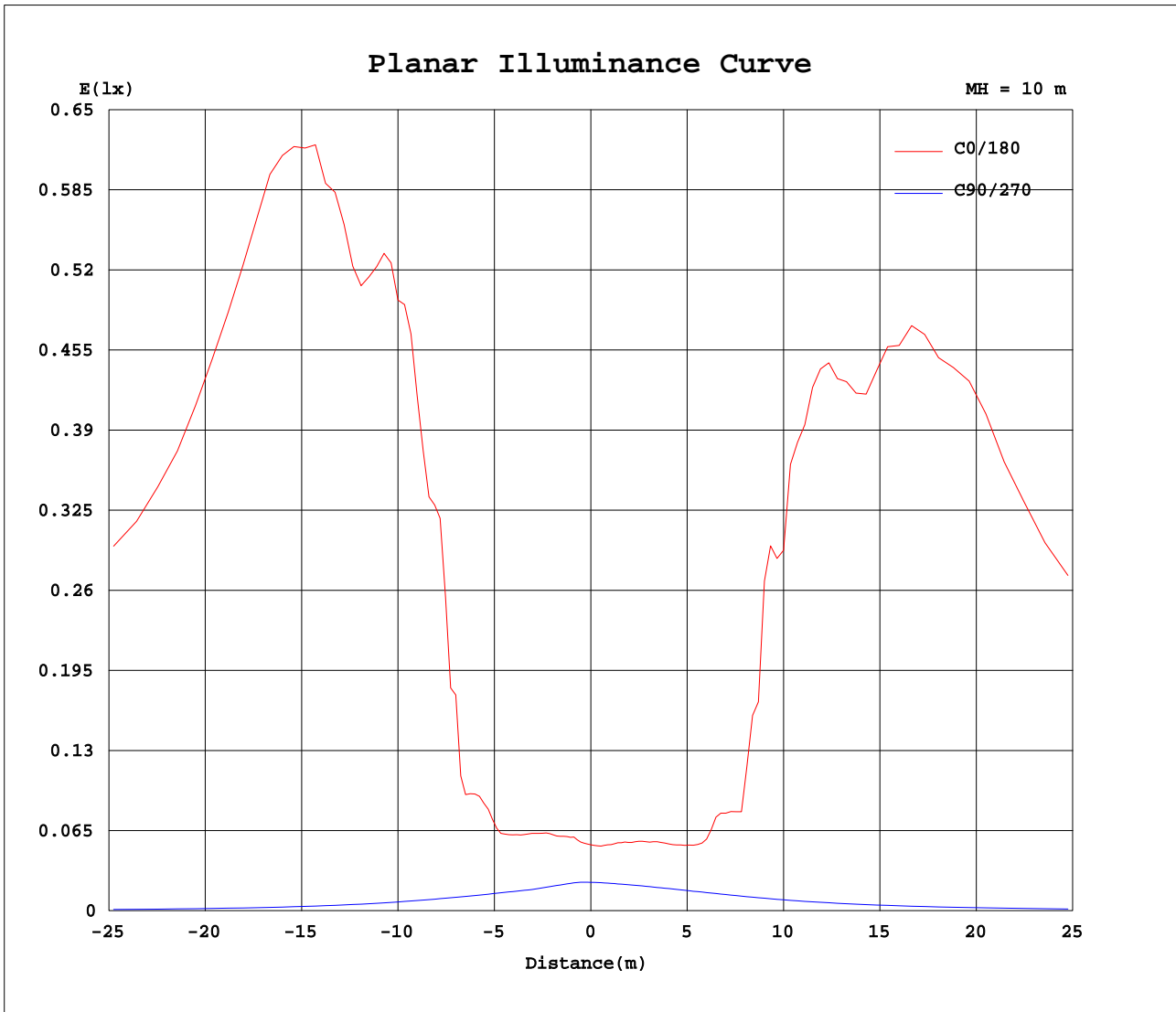
AvgL	cd/m2
L_0~180(65)av	11561
L_0~180(75)av	28634
L_0~180(85)av	81370
L_90~270(65)av	59
L_90~270(75)av	99
L_90~270(85)av	303
L_45(65)av	1654
L_45(75)av	3535
L_45(85)av	12640

Standard: GB/T 29293-2012

C Range: 0 - 360DEG
 C Interval: 15.0DEG
 Test Speed: HIGH
 Temperature:25.3DEG
 Operators:
 Test Date:2022-03-02

γ Range: 0 - 180DEG
 γ Interval: 1.0DEG
 Test System:EVERFINE GO-2000B_V1 SYSTEM V2.0.291
 Humidity:65.0%
 Test Distance:7.500m [K=1.0000]
 Remarks:

Planar Illuminance Curve



C Range: 0 - 360DEG
 C Interval: 15.0DEG
 Test Speed: HIGH
 Temperature: 25.3DEG
 Operators:
 Test Date: 2022-03-02

γ Range: 0 - 180DEG
 γ Interval: 1.0DEG
 Test System: EVERFINE GO-2000B_V1 SYSTEM V2.0.291
 Humidity: 65.0%
 Test Distance: 7.500m [K=1.0000]
 Remarks:

LUMINOUS DISTRIBUTION INTENSITY DATA

Test:U:120.0V I:0.1587A P:18.61W PF:0.9771 Lamp Flux:1678.24x1 lm		
NAME:	TYPE:LED	WEIGHT:
SPEC.:	DIM.:	SERIAL No.:
MFR.:	SUR.:	PROTECTION ANGLE:

Table--1

UNIT: cd

C(DEG) γ (DEG)	0	15	30	45	60	75	90	105	120	135	150	165	180	195	210	225	240	255	270
0	5.36	4.78	3.93	3.14	2.55	2.31	2.31	2.51	2.87	3.54	4.37	5.11	5.36	4.78	3.93	3.14	2.55	2.31	2.31
5	6.05	5.11	4.20	3.34	2.66	2.28	2.30	2.47	3.00	3.88	4.86	5.64	5.42	4.96	4.08	3.18	2.53	2.29	2.27
10	6.36	5.77	4.93	3.77	2.85	2.27	2.15	2.42	3.15	4.08	5.23	6.10	5.85	5.28	4.31	3.31	2.50	2.17	2.25
15	6.98	6.31	5.28	4.42	3.13	2.27	2.03	2.37	3.13	4.44	5.73	6.70	6.26	5.72	4.58	3.27	2.46	2.06	2.24
20	7.42	6.86	5.91	4.65	3.60	2.31	1.97	2.34	3.28	4.66	6.08	7.11	6.69	6.06	4.79	3.45	2.36	1.99	2.25
25	8.45	7.38	6.42	5.19	4.00	2.40	1.96	2.44	3.54	4.79	6.52	7.79	7.18	6.47	5.01	3.63	2.44	1.99	2.28
30	14.3	10.6	6.86	5.71	4.25	2.47	1.97	2.55	3.51	5.20	12.3	12.7	8.47	8.03	5.37	3.66	2.57	2.04	2.34
35	31.9	19.4	7.93	5.99	4.36	2.56	2.00	2.65	3.53	10.2	16.9	16.4	14.4	15.1	10.1	3.69	2.72	2.07	2.40
40	74.7	36.5	12.6	6.41	4.72	2.67	2.03	2.89	3.76	12.1	19.8	56.9	35.3	20.3	10.9	3.89	2.88	2.08	2.47
45	140	74.9	15.1	7.03	5.20	2.79	2.04	2.83	4.04	13.3	68.2	125	82.8	61.8	13.0	4.32	2.80	2.08	2.52
50	191	145	35.8	7.82	5.84	2.91	2.04	2.82	4.89	30.2	124	190	166	140	41.1	5.55	2.78	2.13	2.60
55	329	203	83.3	9.99	6.06	3.06	2.07	3.00	8.85	82.8	178	307	222	193	89.5	7.74	2.75	2.13	2.70
60	450	276	95.5	12.9	5.91	3.19	2.08	3.04	12.3	90.6	228	405	374	291	98.9	10.7	2.68	2.13	2.77
65	494	331	126	15.5	6.03	3.32	2.10	2.84	12.1	129	320	473	483	358	135	13.0	2.69	2.14	2.85
70	667	422	176	18.0	6.13	3.37	2.14	2.70	11.1	147	479	554	592	447	189	12.8	2.75	2.12	2.91
75	728	543	268	25.1	6.25	3.48	2.14	2.69	11.5	158	571	798	754	595	253	28.1	2.78	2.10	2.99
80	822	676	227	32.0	6.40	3.57	2.14	2.65	11.6	182	533	825	777	656	248	30.7	2.78	2.10	3.09
85	692	714	222	34.4	6.51	3.54	2.12	2.65	11.8	186	586	715	726	753	232	32.2	2.78	2.10	3.16
90	731	636	271	48.5	6.56	3.56	2.11	2.64	12.7	205	509	724	678	703	254	47.2	2.77	2.10	3.18
95	743	568	281	49.3	6.59	3.58	2.08	2.64	14.7	210	513	706	784	581	285	45.7	2.77	2.10	3.19
100	784	636	240	46.8	6.57	3.55	2.06	2.67	12.3	173	459	739	691	638	262	42.2	2.73	2.09	3.20
105	741	492	194	35.5	6.48	3.55	2.03	2.72	10.9	162	446	729	761	556	198	19.3	2.67	2.09	3.21
110	707	416	171	21.8	6.30	3.49	2.00	2.70	12.3	127	387	693	758	466	176	12.4	2.62	2.09	3.18
115	512	331	147	17.9	6.12	3.50	1.96	2.69	12.8	93.1	306	485	629	364	145	10.3	2.57	2.08	3.16
120	367	285	123	15.6	5.88	3.42	1.90	2.71	7.59	56.1	198	357	496	288	109	11.5	2.56	2.05	3.07
125	246	183	68.3	14.8	5.67	3.27	1.86	2.73	5.44	45.3	133	244	322	186	52.1	15.3	2.61	1.98	2.97
130	141	106	51.7	14.2	5.41	3.20	1.81	2.48	3.91	14.7	89.9	141	210	113	42.8	9.85	2.71	1.74	2.73
135	96.7	88.8	17.0	11.8	5.05	2.93	1.75	2.28	3.51	12.2	38.0	95.6	130	73.8	14.4	4.27	2.64	1.59	2.66
140	41.4	26.5	12.4	6.68	4.59	2.68	1.74	1.94	3.32	7.86	14.1	49.8	85.1	27.6	12.0	3.84	2.53	1.54	2.68
145	16.3	12.8	8.15	5.89	4.28	2.59	1.78	1.54	3.24	5.09	11.6	16.4	19.0	12.6	7.93	3.54	2.27	1.55	2.57
150	12.9	9.16	6.53	5.46	3.84	2.51	1.75	1.53	3.04	4.64	6.50	12.6	15.7	8.33	5.61	3.47	1.98	1.58	2.47
155	7.06	6.74	5.79	5.18	3.53	2.43	1.72	1.61	2.64	4.48	5.84	7.05	12.1	6.92	4.98	3.51	1.77	1.60	2.38
160	6.67	6.18	5.67	4.25	3.12	2.36	1.73	1.70	2.32	4.11	5.69	6.56	7.55	6.42	5.03	3.02	1.65	1.64	2.31
165	5.63	5.27	4.37	3.53	2.92	2.32	1.83	1.86	2.39	3.48	4.93	6.08	7.39	6.22	4.27	2.55	1.81	1.76	2.29
170	5.08	4.54	3.84	3.27	2.77	2.28	1.97	2.07	2.62	3.45	4.34	5.01	5.99	4.82	3.63	2.63	2.02	1.91	2.28
175	5.09	4.51	3.73	3.11	2.63	2.26	2.13	2.32	2.84	3.58	4.38	4.97	5.36	4.61	3.64	2.81	2.27	2.09	2.28
180	5.18	4.53	3.66	2.97	2.48	2.23	2.25	2.55	3.06	3.74	4.49	5.04	5.20	4.51	3.67	2.95	2.47	2.23	2.27

C Range: 0 - 360DEG
 C Interval: 15.0DEG
 Test Speed: HIGH
 Temperature:25.3DEG
 Operators:
 Test Date:2022-03-02

γ Range: 0 - 180DEG
 γ Interval: 1.0DEG
 Test System:EVERFINE GO-2000B_V1 SYSTEM V2.0.291
 Humidity:65.0%
 Test Distance:7.500m [K=1.0000]
 Remarks:

LUMINOUS DISTRIBUTION INTENSITY DATA

Test:U:120.0V I:0.1587A P:18.61W PF:0.9771 Lamp Flux:1678.24x1 lm		
NAME:	TYPE:LED	WEIGHT:
SPEC.:	DIM.:	SERIAL No.:
MFR.:	SUR.:	PROTECTION ANGLE:

Table--2

UNIT: cd

C(DEG) γ (DEG)	285	300	315	330	345														
0	2.51	2.87	3.54	4.37	5.11														
5	2.54	2.98	3.64	4.47	5.19														
10	2.67	3.27	4.23	4.95	5.69														
15	2.86	3.76	4.47	5.35	6.13														
20	3.18	4.05	5.04	5.92	6.43														
25	3.49	4.54	5.59	6.19	6.97														
30	3.69	4.95	5.90	7.79	10.1														
35	3.97	5.37	6.84	16.7	17.1														
40	4.29	5.67	13.7	18.8	54.5														
45	4.60	6.21	16.1	52.7	112														
50	4.95	7.81	20.6	111	172														
55	5.35	10.6	57.1	160	272														
60	5.53	11.5	89.4	196	392														
65	5.55	13.3	122	293	460														
70	5.64	16.2	149	408	542														
75	5.76	15.9	154	492	655														
80	5.88	16.7	180	520	741														
85	5.97	25.8	189	590	868														
90	6.07	32.8	200	535	890														
95	6.10	25.4	242	498	707														
100	6.05	20.4	201	517	706														
105	5.95	17.9	180	428	727														
110	5.86	16.6	168	422	746														
115	5.73	14.9	138	354	515														
120	5.61	14.2	109	250	383														
125	5.56	11.3	60.4	182	278														
130	5.36	8.58	46.2	104	176														
135	4.85	7.14	16.2	88.9	116														
140	4.38	6.30	12.1	30.4	67.8														
145	3.90	5.72	7.85	13.3	15.9														
150	3.55	5.20	6.47	8.90	13.1														
155	3.35	4.71	5.85	7.24	8.09														
160	3.18	4.18	5.55	6.37	7.18														
165	3.03	3.71	4.69	5.81	6.23														
170	2.86	3.48	4.14	4.89	5.42														
175	2.72	3.27	3.92	4.66	5.19														
180	2.55	3.07	3.73	4.49	5.03														

C Range: 0 - 360DEG
 C Interval: 15.0DEG
 Test Speed: HIGH
 Temperature:25.3DEG
 Operators:
 Test Date:2022-03-02

γ Range: 0 - 180DEG
 γ Interval: 1.0DEG
 Test System:EVERFINE GO-2000B_V1 SYSTEM V2.0.291
 Humidity:65.0%
 Test Distance:7.500m [K=1.0000]
 Remarks: