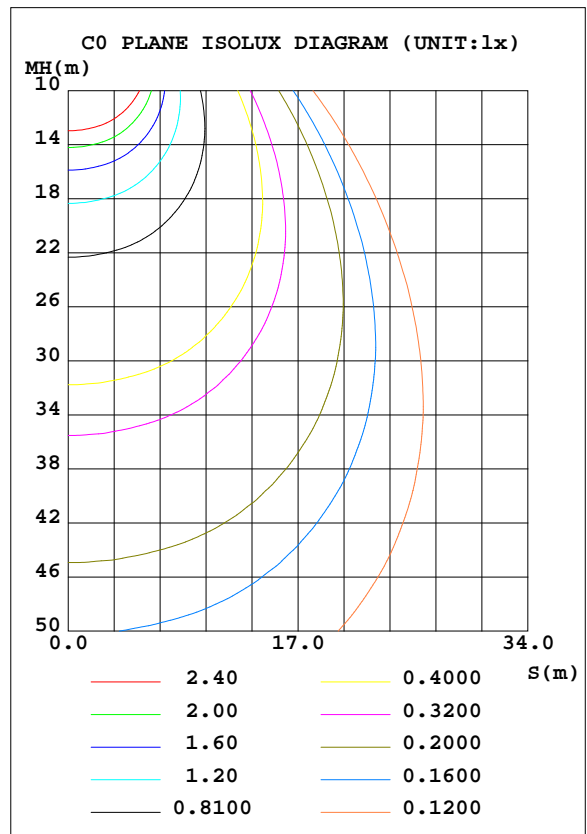
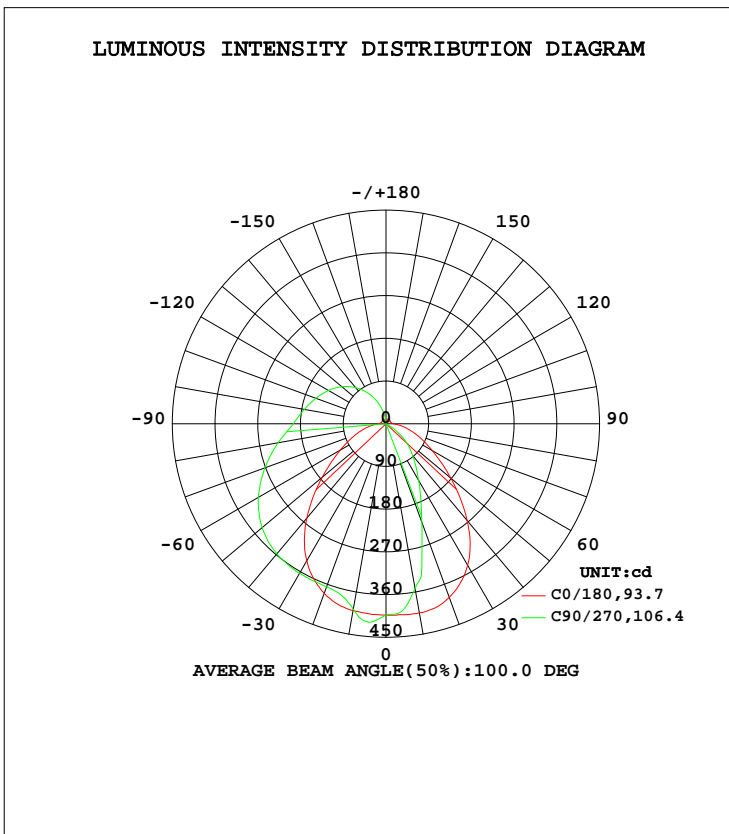


LUMINAIRE PHOTOMETRIC TEST REPORT

Test:U:120.0V I:0.2551A P:29.90W PF:0.9767 Lamp Flux:1488.48x1 lm		
NAME: LED luminaires	TYPE:N/A	WEIGHT:N/A
SPEC.:ASD-LVF24M-5D28CC-BK 5000K	DIM.: N/A	SERIAL No.:N/A
MFR.: ASD Lighting corp	SUR.:N/A	Shielding Angle:N/A

DATA OF LAMP		PHOTOMETRIC DATA Eff: 49.78 lm/W			
MODEL	PSZ2GH221125004-10	I _{max} (cd)	421.0	S/MH(C0/180)	1.25
NOMINAL POWER(W)		LOR(%)	100.0	S/MH(C90/270)	0.68
RATED VOLTAGE(V)	120	TOTAL FLUX(lm)	1488.5	η UP, DN(C0-180)	21.7,57.4
NOMINAL FLUX(lm)	1488.48	CIE CLASS	SEMI-D.	η UP, DN(C180-360)	0.8,20.2
LAMPS INSIDE	1	η up(%)	22.4	CIBSE SHR NOM	1.25
TEST VOLTAGE(V)	120	η down(%)	77.6	CIBSE SHR MAX	1.30



C Range: 0 - 360DEG
 C Interval: 22.5DEG
 Test Speed: HIGH
 Temperature:25.1DEG
 Operators:Carl
 Test Date:2022-11-30

Carl Deng

γ Range: 0 - 180DEG
 γ Interval: 1.0DEG
 Test System:EVERFINE GO-R5000_V2 SYSTEM V2.0.351
 Humidity:42%
 Test Distance:2.532m [K=1.0000]
 Remarks:

Reviewed by : Henry He

ZONAL FLUX DIAGRAM

ZONAL FLUX DIAGRAM:

γ	C0	C45	C90	C135	C180	C225	C270	C315	γ	Φ zone	Φ total	%lum, lamp
10	399.7	415.6	396.9	416.2	404.4	382.7	352.4	379.5	0- 10	38.45	38.45	2.58,2.58
20	380.0	375.6	365.8	378.0	389.4	309.2	221.5	309.2	10- 20	104.2	142.7	9.58,9.58
30	333.6	359.0	363.8	363.7	344.1	199.7	138.1	199.8	20- 30	145.9	288.6	19.4,19.4
40	259.4	343.9	357.8	349.9	266.3	127.2	87.55	127.0	30- 40	168.7	457.2	30.7,30.7
50	175.4	324.2	340.5	331.3	178.6	78.59	48.19	78.56	40- 50	172.5	629.7	42.3,42.3
60	111.4	297.4	310.4	305.1	112.2	37.23	9.472	38.77	50- 60	161.6	791.3	53.2,53.2
70	68.89	264.4	271.3	271.1	69.30	1.369	0.3430	2.155	60- 70	141.6	932.9	62.7,62.7
80	37.99	228.1	230.7	233.6	38.08	1.206	0.3935	1.277	70- 80	120.8	1054	70.8,70.8
90	15.40	194.2	195.3	197.7	15.21	1.276	0.3887	1.329	80- 90	100.9	1155	77.6,77.6
100	10.80	172.3	174.7	175.1	11.94	1.208	0.5298	1.274	90-100	86.13	1241	83.4,83.4
110	10.41	151.5	157.4	153.3	10.40	0.9368	0.4491	0.9846	100-110	73.73	1314	88.3,88.3
120	9.240	130.3	140.3	132.0	9.512	0.5885	0.2982	0.6368	110-120	60.37	1375	92.4,92.4
130	10.27	108.0	121.6	109.5	10.92	0.2718	0.2915	0.3219	120-130	46.59	1421	95.5,95.5
140	11.77	84.21	99.46	85.65	11.64	0.2602	0.2893	0.3142	130-140	32.95	1454	97.7,97.7
150	12.10	58.25	73.85	59.59	13.15	0.3275	0.3172	0.3571	140-150	20.48	1475	99.1,99.1
160	6.679	32.97	45.19	33.72	7.530	1.680	0.3911	0.4565	150-160	10.24	1485	99.8,99.8
170	1.318	10.14	16.78	8.313	1.915	1.340	0.5579	0.8403	160-170	3.116	1488	100,100
180	1.274	1.315	0	0.4993	1.290	1.306	1.337	1.313	170-180	0.2556	1488	100,100
DEG	LUMINOUS INTENSITY:cd									UNIT:lm		

Conical surface Flux(90deg): 543.93 lm

%lum = 36.5%
%lamp = 36.5%

Conical surface Flux(120deg): 791.33 lm

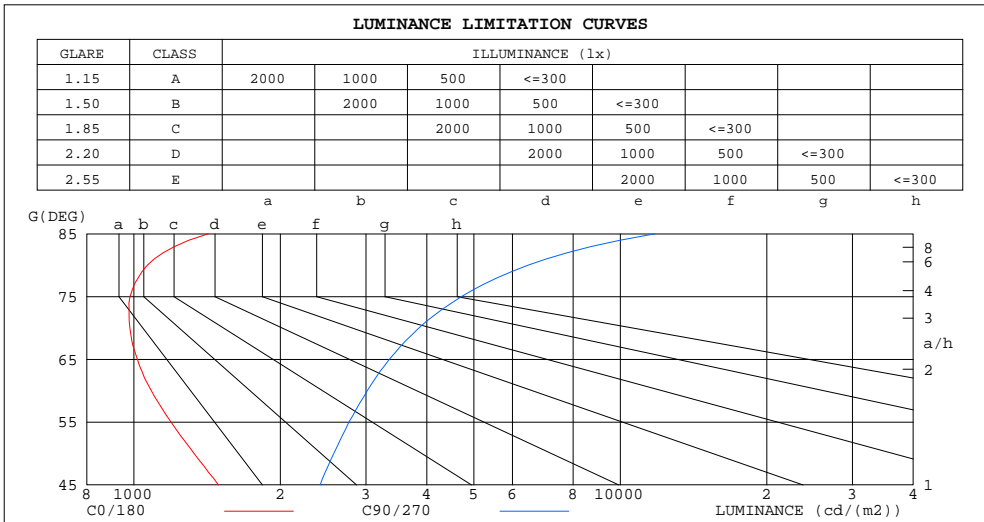
%lum = 53.2%
%lamp = 53.2%

C Range: 0 - 360DEG
C Interval: 22.5DEG
Test Speed: HIGH
Temperature:25.1DEG
Operators:Carl
Test Date:2022-11-30

γ Range: 0 - 180DEG
γ Interval: 1.0DEG
Test System:EVERFINE GO-R5000_V2 SYSTEM V2.0.351
Humidity:42%
Test Distance:2.532m [K=1.0000]
Remarks:

LUMINANCE LIMITATION CURVES

Test:U:120.0V I:0.2551A P:29.90W PF:0.9767 Lamp Flux:1488.48x1 lm		
NAME: LED luminaires	TYPE:N/A	WEIGHT:N/A
SPEC.:ASD-LVF24M-5D28CC-BK 5000K	DIM.: N/A	SERIAL No.:N/A
MFR.: ASD Lighting corp	SUR.:N/A	Shielding Angle:N/A



LUMINANCE cd/(m2)		
G(DEG)	C0/180	C90/270
85	1422	11773
80	1066	6461
75	982	4713
70	981	3856
65	1016	3352
60	1086	3018
55	1192	2768
50	1330	2576
45	1492	2415

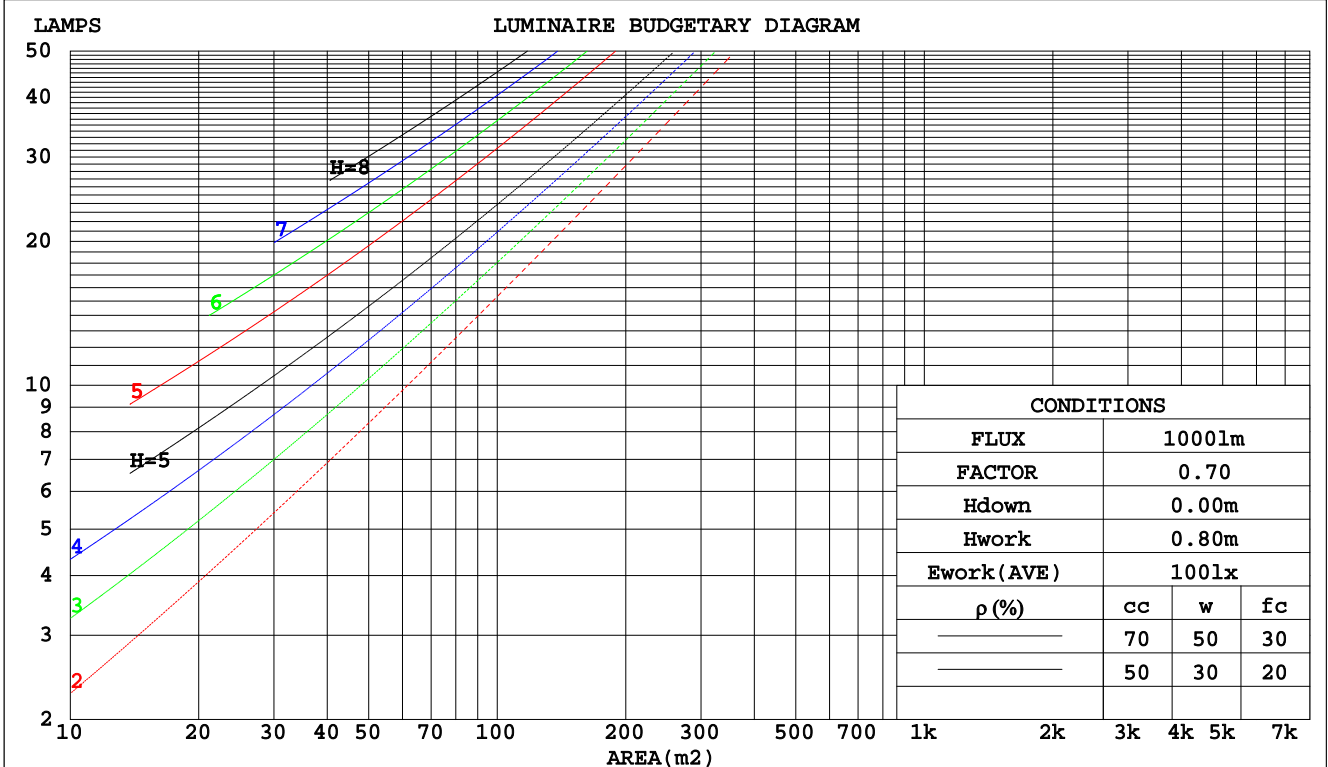
C Range: 0 - 360DEG
 C Interval: 22.5DEG
 Test Speed: HIGH
 Temperature:25.1DEG
 Operators:Carl
 Test Date:2022-11-30

γ Range: 0 - 180DEG
 γ Interval: 1.0DEG
 Test System:EVERFINE GO-R5000_V2 SYSTEM V2.0.351
 Humidity:42%
 Test Distance:2.532m [K=1.0000]
 Remarks:

CU AND LUMINAIRE BUDGETARY ESTIMATE DIAGRAM

Test:U:120.0V I:0.2551A P:29.90W PF:0.9767 Lamp Flux:1488.48x1 lm		
NAME: LED luminaires	TYPE:N/A	WEIGHT:N/A
SPEC.:ASD-LVF24M-5D28CC-BK 5000K	DIM.: N/A	SERIAL No.:N/A
MFR.: ASD Lighting corp	SUR.:N/A	Shielding Angle:N/A

pcc	80%			70%			50%			30%			10%			0
	50%	30%	10%	50%	30%	10%	50%	30%	10%	50%	30%	10%	50%	30%	10%	0
pw																0
pfc	20%			20%			20%			20%			20%			0
RCR	RCR:Room Cavity Ratio Coefficients of Utilization(CU)															
0.0	1.14	1.14	1.14	1.08	1.08	1.08	.99	.99	.99	.90	.90	.90	.81	.81	.81	.78
1.0	.96	.91	.86	.91	.87	.82	.83	.79	.76	.75	.72	.69	.68	.66	.64	.60
2.0	.82	.75	.69	.79	.72	.66	.71	.66	.61	.65	.60	.56	.59	.55	.52	.49
3.0	.72	.63	.57	.69	.61	.55	.63	.56	.51	.57	.52	.47	.51	.47	.44	.40
4.0	.64	.55	.48	.61	.52	.46	.55	.49	.43	.50	.45	.40	.46	.41	.37	.34
5.0	.57	.48	.41	.54	.46	.40	.50	.43	.37	.45	.39	.35	.41	.36	.32	.30
6.0	.51	.42	.36	.49	.41	.35	.45	.38	.32	.41	.35	.30	.37	.32	.28	.26
7.0	.46	.37	.31	.44	.36	.30	.41	.34	.29	.37	.31	.27	.34	.29	.25	.23
8.0	.42	.34	.28	.40	.33	.27	.37	.30	.26	.34	.28	.24	.32	.26	.23	.21
9.0	.39	.30	.25	.37	.30	.24	.34	.28	.23	.32	.26	.22	.29	.24	.21	.19
10.0	.36	.28	.23	.34	.27	.22	.32	.25	.21	.29	.24	.20	.27	.22	.19	.17



C Range: 0 - 360DEG
 C Interval: 22.5DEG
 Test Speed: HIGH
 Temperature:25.1DEG
 Operators:Carl
 Test Date:2022-11-30

γ Range: 0 - 180DEG
 γ Interval: 1.0DEG
 Test System:EVERFINE GO-R5000_V2 SYSTEM V2.0.351
 Humidity:42%
 Test Distance:2.532m [K=1.0000]
 Remarks:

WEC AND CCEC

Test:U:120.0V I:0.2551A P:29.90W PF:0.9767 Lamp Flux:1488.48x1 lm		
NAME: LED luminaires	TYPE:N/A	WEIGHT:N/A
SPEC.:ASD-LVF24M-5D28CC-BK 5000K	DIM.: N/A	SERIAL No.:N/A
MFR.: ASD Lighting corp	SUR.:N/A	Shielding Angle:N/A

ρcc	80%			70%			50%			30%			10%			0
ρw	50%	30%	10%	50%	30%	10%	50%	30%	10%	50%	30%	10%	50%	30%	10%	0
ρfc	20%			20%			20%			20%			20%			0
RCR	RCR:Room Cavity Ratio						Wall Exitance Coefficients(WEC)									
0.0																
1.0	.365	.207	.066	.351	.200	.064	.325	.186	.059	.300	.173	.056	.278	.161	.052	
2.0	.317	.174	.053	.304	.167	.052	.280	.156	.048	.258	.145	.045	.238	.135	.042	
3.0	.282	.150	.045	.271	.145	.044	.249	.135	.041	.229	.126	.039	.211	.117	.036	
4.0	.255	.132	.039	.245	.128	.038	.225	.119	.036	.207	.111	.034	.190	.103	.031	
5.0	.232	.118	.034	.223	.114	.033	.205	.107	.031	.189	.100	.030	.173	.093	.028	
6.0	.213	.107	.031	.205	.103	.030	.189	.097	.028	.173	.090	.026	.159	.084	.025	
7.0	.197	.098	.028	.189	.094	.027	.175	.088	.025	.161	.082	.024	.148	.077	.023	
8.0	.183	.090	.025	.176	.087	.025	.162	.081	.023	.150	.076	.022	.137	.071	.021	
9.0	.171	.083	.023	.165	.080	.023	.152	.075	.021	.140	.070	.020	.129	.065	.019	
10.0	.160	.077	.021	.154	.075	.021	.143	.070	.020	.132	.065	.019	.121	.061	.017	

ρcc	80%			70%			50%			30%			10%			0
ρw	50%	30%	10%	50%	30%	10%	50%	30%	10%	50%	30%	10%	50%	30%	10%	0
ρfc	20%			20%			20%			20%			20%			0
RCR	RCR:Room Cavity Ratio						Ceiling Cavity Exitance Coefficients(CCEC)									
0.0	.361	.361	.361	.309	.309	.309	.211	.211	.211	.121	.121	.121	.039	.039	.039	
1.0	.356	.328	.302	.305	.281	.260	.209	.194	.180	.120	.112	.105	.038	.036	.034	
2.0	.349	.305	.268	.299	.263	.232	.205	.182	.162	.118	.106	.095	.038	.034	.031	
3.0	.341	.289	.247	.293	.249	.214	.201	.173	.150	.116	.101	.089	.037	.033	.029	
4.0	.333	.276	.233	.286	.239	.202	.197	.166	.142	.114	.097	.084	.037	.032	.028	
5.0	.326	.266	.223	.280	.231	.194	.193	.161	.137	.112	.095	.081	.036	.031	.027	
6.0	.318	.259	.215	.274	.224	.188	.189	.157	.133	.110	.092	.079	.035	.030	.026	
7.0	.312	.252	.210	.268	.218	.183	.185	.153	.130	.108	.090	.077	.035	.030	.026	
8.0	.305	.246	.206	.263	.214	.180	.182	.150	.127	.106	.089	.076	.034	.029	.025	
9.0	.299	.242	.203	.258	.210	.177	.178	.147	.126	.104	.087	.075	.034	.029	.025	
10.0	.293	.238	.200	.253	.206	.175	.175	.145	.124	.102	.086	.074	.033	.028	.025	

C Range: 0 - 360DEG
 C Interval: 22.5DEG
 Test Speed: HIGH
 Temperature:25.1DEG
 Operators:Carl
 Test Date:2022-11-30

γ Range: 0 - 180DEG
 γ Interval: 1.0DEG
 Test System:EVERFINE GO-R5000_V2 SYSTEM V2.0.351
 Humidity:42%
 Test Distance:2.532m [K=1.0000]
 Remarks:

UGR(Unified Glare Rating) Table

Test:U:120.0V I:0.2551A P:29.90W PF:0.9767 Lamp Flux:1488.48x1 lm										
NAME: LED luminaires					TYPE:N/A			WEIGHT:N/A		
SPEC.:ASD-LVF24M-5D28CC-BK 5000K					DIM.: N/A			SERIAL No.:N/A		
MFR.: ASD Lighting corp					SUR.:N/A			Shielding Angle:N/A		
ceiling/cavity	0.7	0.7	0.5	0.5	0.3	0.7	0.7	0.5	0.5	0.3
walls	0.5	0.3	0.5	0.3	0.3	0.5	0.3	0.5	0.3	0.3
working plane	0.2	0.2	0.2	0.2	0.2	0.2	0.2	0.2	0.2	0.2
Room dimensions	Viewed crosswise					Viewed endwise				
x = 2H y = 2H	14.6	15.8	15.1	16.4	17.0	16.9	18.2	17.5	18.7	19.4
3H	16.2	17.4	16.8	17.9	18.6	19.6	20.8	20.2	21.4	22.0
4H	16.9	18.0	17.5	18.6	19.3	21.0	22.2	21.7	22.8	23.5
6H	17.5	18.5	18.1	19.1	19.9	22.6	23.7	23.3	24.3	25.0
8H	17.7	18.7	18.4	19.4	20.1	23.5	24.5	24.1	25.1	25.9
12H	17.9	18.9	18.6	19.5	20.3	24.5	25.5	25.2	26.1	26.9
4H 2H	16.2	17.3	16.8	17.9	18.6	17.7	18.8	18.3	19.4	20.1
3H	18.3	19.3	18.9	19.9	20.7	20.6	21.6	21.3	22.2	23.0
4H	19.4	20.2	20.0	20.9	21.7	22.2	23.1	22.9	23.8	24.6
6H	20.3	21.1	21.0	21.8	22.6	24.0	24.8	24.7	25.5	26.3
8H	20.7	21.4	21.4	22.1	23.0	25.0	25.7	25.7	26.5	27.3
12H	21.0	21.7	21.7	22.4	23.3	26.1	26.8	26.9	27.5	28.4
8H 4H	20.7	21.4	21.4	22.1	23.0	22.8	23.5	23.5	24.2	25.1
6H	22.2	22.8	22.9	23.5	24.4	24.9	25.5	25.6	26.3	27.1
8H	22.9	23.5	23.7	24.2	25.1	26.1	26.6	26.8	27.4	28.3
12H	23.6	24.1	24.4	24.9	25.8	27.4	27.9	28.2	28.7	29.6
12H 4H	21.0	21.7	21.7	22.4	23.3	22.9	23.6	23.6	24.3	25.1
6H	22.8	23.3	23.5	24.1	25.0	25.1	25.7	25.9	26.4	27.3
8H	23.7	24.2	24.5	25.0	25.9	26.4	26.9	27.2	27.7	28.6
Variations with the observer position at spacings:										
S = 1.0H	+ 0.1 / - 0.1					+ 0.1 / - 0.1				
1.5H	+ 0.2 / - 0.3					+ 0.2 / - 0.3				
2.0H	+ 0.3 / - 0.5					+ 0.3 / - 0.4				

CIE Pub.117 Corrected 1488 lm Total Lamp Luminous Flux.(8log(F/F0) = 1.4)

C Range: 0 - 360DEG
 C Interval: 22.5DEG
 Test Speed: HIGH
 Temperature:25.1DEG
 Operators:Carl
 Test Date:2022-11-30

γ Range: 0 - 180DEG
 γ Interval: 1.0DEG
 Test System:EVERFINE GO-R5000_V2 SYSTEM V2.0.351
 Humidity:42%
 Test Distance:2.532m [K=1.0000]
 Remarks:

UTILIZATION FACTORS TABLE

Test:U:120.0V I:0.2551A P:29.90W PF:0.9767 Lamp Flux:1488.48x1 lm		
NAME: LED luminaires	TYPE:N/A	WEIGHT:N/A
SPEC.:ASD-LVF24M-5D28CC-BK 5000K	DIM.: N/A	SERIAL No.:N/A
MFR.: ASD Lighting corp	SUR.:N/A	Shielding Angle:N/A

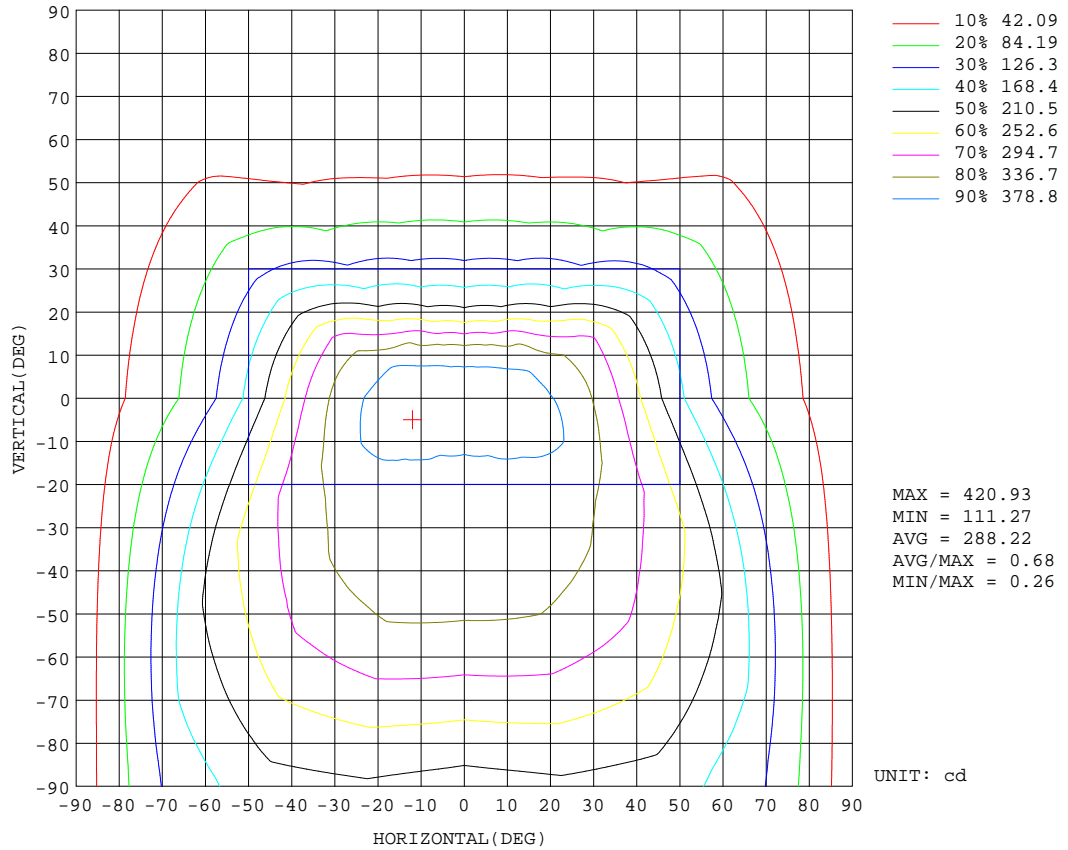
REFLECTANCE										
Ceiling	0.8	0.8	0.8	0.7	0.7	0.7	0.5	0.5	0.5	0
Walls	0.7	0.5	0.3	0.7	0.5	0.3	0.7	0.5	0.3	0
Working plane	0.2	0.2	0.2	0.2	0.2	0.2	0.2	0.2	0.2	0
ROOM INDEX	UTILIZATION FACTORS(PERCENT) $k(RI) \times RCR = 5$									
k = 0.60	49	37	30	48	36	30	45	35	29	22
0.80	58	45	38	56	44	37	53	43	36	28
1.00	65	53	45	63	52	44	59	52	43	34
1.25	72	60	52	70	58	51	65	56	49	39
1.50	77	65	57	74	63	56	69	60	53	43
2.00	84	73	65	81	71	64	75	67	60	48
2.50	88	79	71	85	76	69	78	71	65	52
3.00	92	83	76	88	80	73	81	74	69	55
4.00	97	89	83	92	85	80	84	79	74	59
5.00	99	93	87	95	89	84	87	82	78	62
ROOM INDEX	UF(total)									Direct
According to DIN EN 13032-2 2004			Suspended				SHRNOM = 1.25			

C Range: 0 - 360DEG
 C Interval: 22.5DEG
 Test Speed: HIGH
 Temperature:25.1DEG
 Operators:Carl
 Test Date:2022-11-30

γ Range: 0 - 180DEG
 γ Interval: 1.0DEG
 Test System:EVERFINE GO-R5000_V2 SYSTEM V2.0.351
 Humidity:42%
 Test Distance:2.532m [K=1.0000]
 Remarks:

ISOCANDELA DIAGRAM

Test:U:120.0V I:0.2551A P:29.90W PF:0.9767 Lamp Flux:1488.48x1 lm		
NAME: LED luminaires	TYPE:N/A	WEIGHT:N/A
SPEC.:ASD-LVF24M-5D28CC-BK 5000K	DIM.: N/A	SERIAL No.:N/A
MFR.: ASD Lighting corp	SUR.:N/A	Shielding Angle:N/A

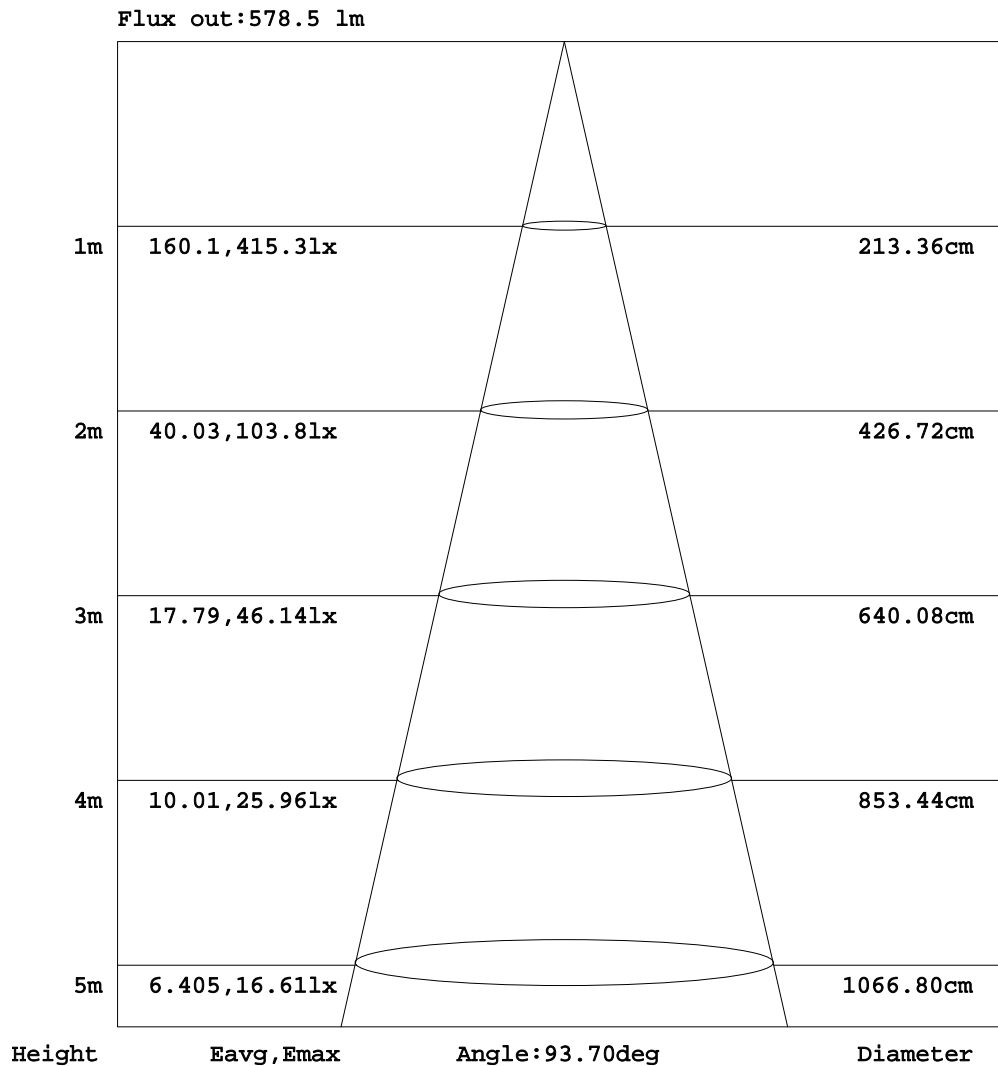


C Range: 0 - 360DEG
 C Interval: 22.5DEG
 Test Speed: HIGH
 Temperature:25.1DEG
 Operators:Carl
 Test Date:2022-11-30

γ Range: 0 - 180DEG
 γ Interval: 1.0DEG
 Test System:EVERFINE GO-R5000_V2 SYSTEM V2.0.351
 Humidity:42%
 Test Distance:2.532m [K=1.0000]
 Remarks:

AAI Figure

Test:U:120.0V I:0.2551A P:29.90W PF:0.9767 Lamp Flux:1488.48x1 lm		
NAME: LED luminaires	TYPE:N/A	WEIGHT:N/A
SPEC.:ASD-LVF24M-5D28CC-BK 5000K	DIM.: N/A	SERIAL No.:N/A
MFR.: ASD Lighting corp	SUR.:N/A	Shielding Angle:N/A



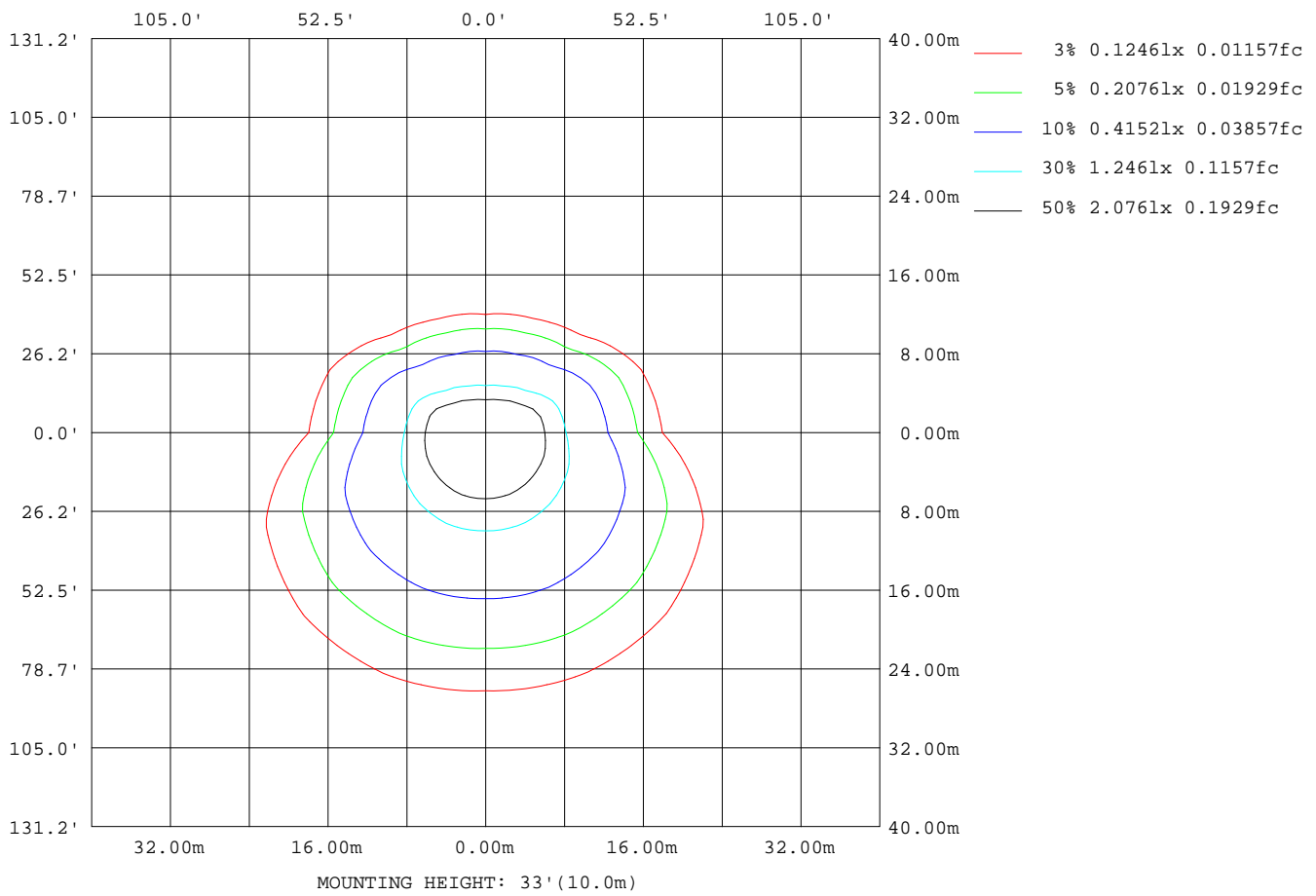
Note:The Curves indicate the illuminated area and the average illumination when the luminaire is at different distance.

C Range: 0 - 360DEG
 C Interval: 22.5DEG
 Test Speed: HIGH
 Temperature:25.1DEG
 Operators:Carl
 Test Date:2022-11-30

γ Range: 0 - 180DEG
 γ Interval: 1.0DEG
 Test System:EVERFINE GO-R5000_V2 SYSTEM V2.0.351
 Humidity:42%
 Test Distance:2.532m [K=1.0000]
 Remarks:

ISOLUX DIAGRAM

Test:U:120.0V I:0.2551A P:29.90W PF:0.9767 Lamp Flux:1488.48x1 lm		
NAME: LED luminaires	TYPE:N/A	WEIGHT:N/A
SPEC.:ASD-LVF24M-5D28CC-BK 5000K	DIM.: N/A	SERIAL No.:N/A
MFR.: ASD Lighting corp	SUR.:N/A	Shielding Angle:N/A



C Range: 0 - 360DEG
 C Interval: 22.5DEG
 Test Speed: HIGH
 Temperature:25.1DEG
 Operators:Carl
 Test Date:2022-11-30

γ Range: 0 - 180DEG
 γ Interval: 1.0DEG
 Test System:EVERFINE GO-R5000_V2 SYSTEM V2.0.351
 Humidity:42%
 Test Distance:2.532m [K=1.0000]
 Remarks:

LED Avg.L Report

Test:U:120.0V I:0.2551A P:29.90W PF:0.9767 Lamp Flux:1488.48x1 lm		
NAME: LED luminaires	TYPE:N/A	WEIGHT:N/A
SPEC.:ASD-LVF24M-5D28CC-BK 5000K	DIM.: N/A	SERIAL No.:N/A
MFR.: ASD Lighting corp	SUR.:N/A	Shielding Angle:N/A

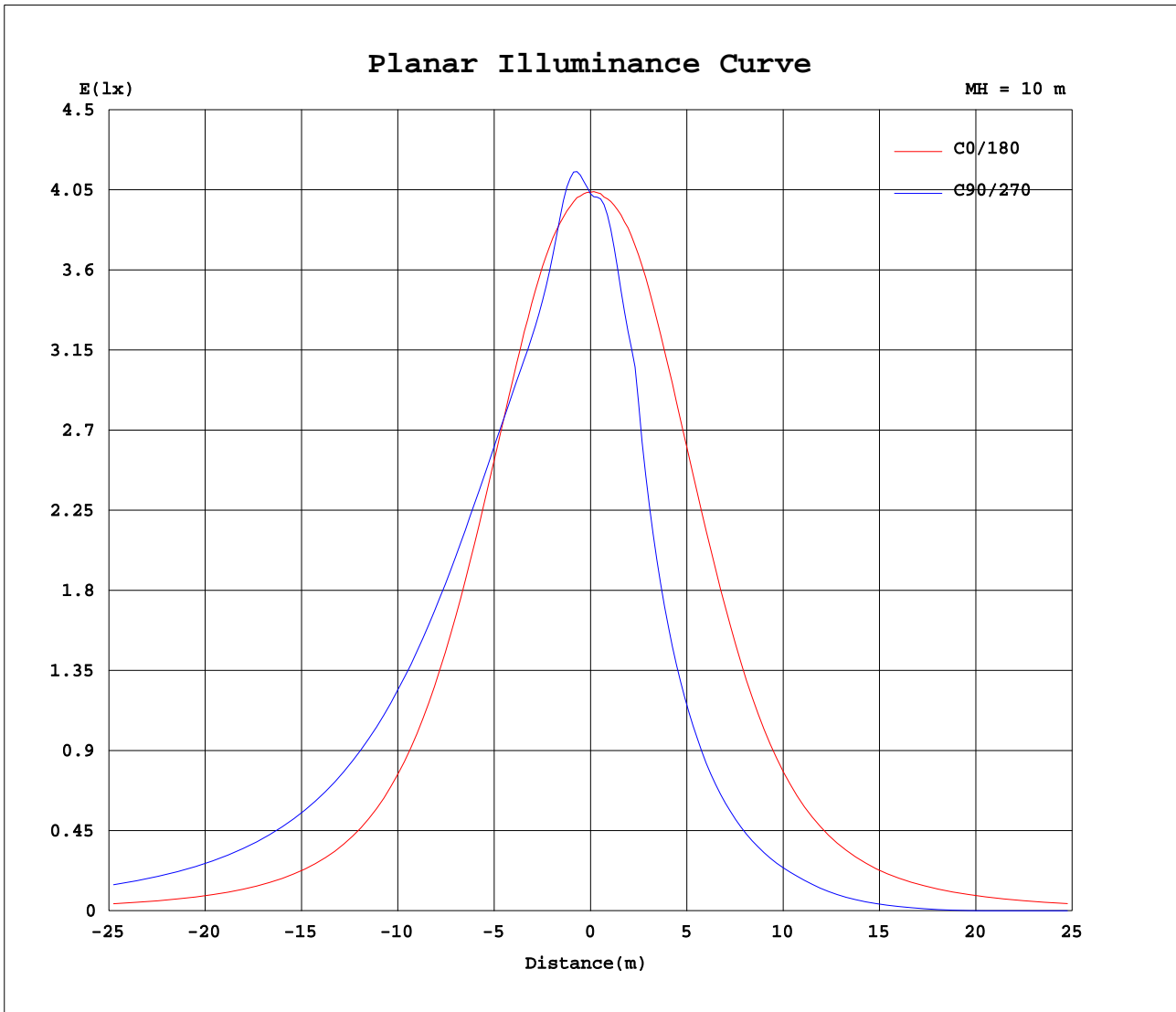
AvgL	cd/m2
L_0~180(65)av	1019
L_0~180(75)av	984
L_0~180(85)av	1409
L_90~270(65)av	1679
L_90~270(75)av	2361
L_90~270(85)av	5900
L_45(65)av	1741
L_45(75)av	2356
L_45(85)av	5957

Standard: GB/T 29293-2012

C Range: 0 - 360DEG
 C Interval: 22.5DEG
 Test Speed: HIGH
 Temperature:25.1DEG
 Operators:Carl
 Test Date:2022-11-30

γ Range: 0 - 180DEG
 γ Interval: 1.0DEG
 Test System:EVERFINE GO-R5000_V2 SYSTEM V2.0.351
 Humidity:42%
 Test Distance:2.532m [K=1.0000]
 Remarks:

Planar Illuminance Curve



C Range: 0 - 360DEG
 C Interval: 22.5DEG
 Test Speed: HIGH
 Temperature: 25.1DEG
 Operators: Carl
 Test Date: 2022-11-30

γ Range: 0 - 180DEG
 γ Interval: 1.0DEG
 Test System: EVERFINE GO-R5000_V2 SYSTEM V2.0.351
 Humidity: 42%
 Test Distance: 2.532m [K=1.0000]
 Remarks:

LUMINOUS DISTRIBUTION INTENSITY DATA

Test:U:120.0V I:0.2551A P:29.90W PF:0.9767 Lamp Flux:1488.48x1 lm		
NAME: LED luminaires	TYPE:N/A	WEIGHT:N/A
SPEC.:ASD-LVF24M-5D28CC-BK 5000K	DIM.: N/A	SERIAL No.:N/A
MFR.: ASD Lighting corp	SUR.:N/A	Shielding Angle:N/A

Table--1

UNIT: cd

C(DEG)\ γ (DEG)	0	22.5	45	67.5	90	112.5	135	157.5	180	202.5	225	247.5	270	292.5	315	337.5			
0	403	403	403	403	403	403	403	403	403	403	403	403	403	403	403	403			
5	402	411	417	420	420	419	418	411	404	402	398	396	397	400	399				
10	400	416	416	403	397	402	416	419	404	403	383	361	352	360	380	396			
15	393	414	394	377	372	376	395	418	401	392	352	316	292	317	348	383			
20	380	400	376	368	366	368	378	404	389	371	309	241	221	241	309	361			
25	360	379	366	366	365	367	369	382	370	346	248	190	174	189	248	336			
30	334	357	359	365	364	366	364	360	344	323	200	152	138	152	200	315			
35	300	336	352	363	362	365	357	341	310	278	160	121	110	121	160	274			
40	259	317	344	359	358	361	350	322	266	231	127	96.4	87.6	96.3	127	228			
45	217	299	335	352	351	355	341	304	221	189	101	75.9	68.5	75.8	101	187			
50	175	280	324	342	341	346	331	286	179	152	78.6	57.0	48.2	57.2	78.6	150			
55	140	262	311	330	326	334	319	268	142	119	59.1	34.2	26.9	34.9	59.4	118			
60	111	244	297	315	310	319	305	250	112	93.7	37.2	15.0	9.47	15.9	38.8	93.0			
65	88.2	225	282	297	291	301	289	232	88.9	72.6	16.6	0.82	0.33	1.16	18.0	71.8			
70	68.9	207	264	279	271	282	271	213	69.3	53.0	1.37	0.32	0.34	0.36	2.15	53.0			
75	52.2	189	246	259	251	262	253	194	52.5	30.3	1.11	0.33	0.35	0.36	1.19	31.6			
80	38.0	171	228	239	231	242	234	176	38.1	19.1	1.21	0.35	0.39	0.37	1.28	19.0			
85	25.4	153	210	220	211	223	215	157	25.1	17.5	1.27	0.37	0.41	0.39	1.33	17.5			
90	15.4	139	194	205	195	206	198	141	15.2	16.0	1.28	0.38	0.39	0.40	1.33	16.1			
95	13.1	129	183	193	185	194	186	132	13.1	15.0	1.26	0.42	0.46	0.43	1.33	15.0			
100	10.8	121	172	183	175	183	175	123	11.9	13.9	1.21	0.45	0.53	0.45	1.27	14.0			
105	10.8	112	162	173	166	174	164	114	11.2	12.8	1.08	0.42	0.51	0.42	1.14	12.8			
110	10.4	104	152	163	157	164	153	105	10.4	11.3	0.94	0.38	0.45	0.38	0.98	11.5			
115	9.83	95.2	141	153	149	154	143	96.7	9.64	9.37	0.78	0.33	0.37	0.34	0.81	9.65			
120	9.24	86.8	130	143	140	144	132	88.4	9.51	7.45	0.59	0.28	0.30	0.30	0.64	7.75			
125	9.51	78.6	119	133	131	134	121	80.2	10.4	5.62	0.40	0.28	0.29	0.30	0.45	5.98			
130	10.3	70.1	108	122	122	123	109	71.8	10.9	3.89	0.27	0.28	0.29	0.30	0.32	4.30			
135	10.9	61.1	96.3	110	111	111	97.8	62.6	11.5	2.31	0.26	0.28	0.29	0.30	0.31	2.73			
140	11.8	52.1	84.2	97.8	99.5	98.8	85.6	52.7	11.6	1.68	0.26	0.28	0.29	0.30	0.31	1.66			
145	11.6	43.2	71.6	84.8	87.1	85.8	72.9	44.3	12.1	2.00	0.27	0.29	0.30	0.32	0.33	1.26			
150	12.1	34.7	58.3	70.9	73.8	71.8	59.6	36.3	13.2	3.94	0.33	0.30	0.32	0.33	0.36	1.03			
155	10.8	26.5	45.5	56.5	59.6	57.2	42.3	28.0	11.6	6.15	0.81	0.34	0.36	0.37	0.40	0.71			
160	6.68	18.2	33.0	42.1	45.2	42.9	33.7	19.8	7.53	4.97	1.68	0.43	0.39	0.40	0.46	0.97			
165	3.58	10.4	21.0	28.2	30.8	28.8	21.1	8.80	3.64	3.25	1.41	0.76	0.43	0.45	0.58	1.36			
170	1.32	2.37	10.1	14.9	16.8	13.7	8.31	2.65	1.91	1.78	1.34	0.68	0.56	0.60	0.84	1.32			
175	0.74	0.73	1.86	3.94	4.61	2.37	1.17	0.84	0.61	0.63	0.57	0.54	0.65	1.01	1.08	1.21			
180	1.27	1.29	1.31	0.00	0.00	0.00	0.50	3.37	1.29	1.29	1.31	1.32	1.34	0.98	1.31	1.31			

C Range: 0 - 360DEG
 C Interval: 22.5DEG
 Test Speed: HIGH
 Temperature:25.1DEG
 Operators:Carl
 Test Date:2022-11-30

γ Range: 0 - 180DEG
 γ Interval: 1.0DEG
 Test System:EVERFINE GO-R5000_V2 SYSTEM V2.0.351
 Humidity:42%
 Test Distance:2.532m [K=1.0000]
 Remarks: