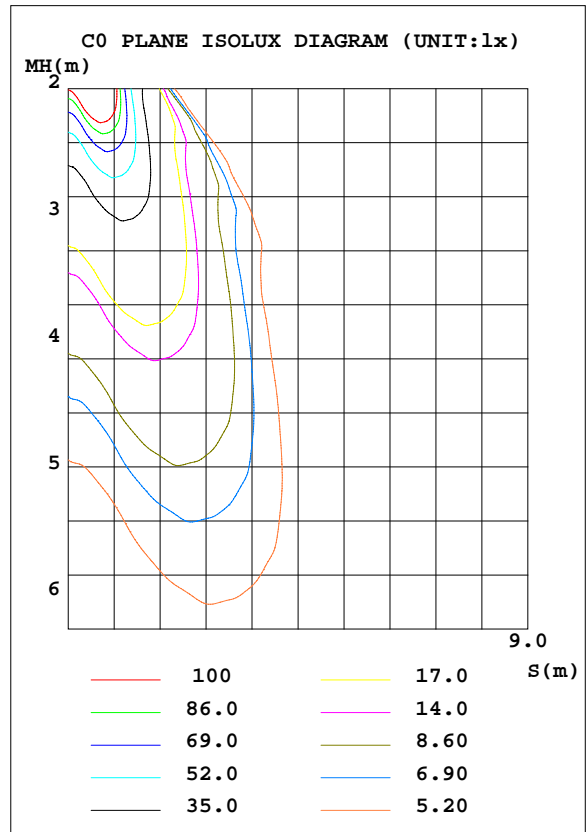
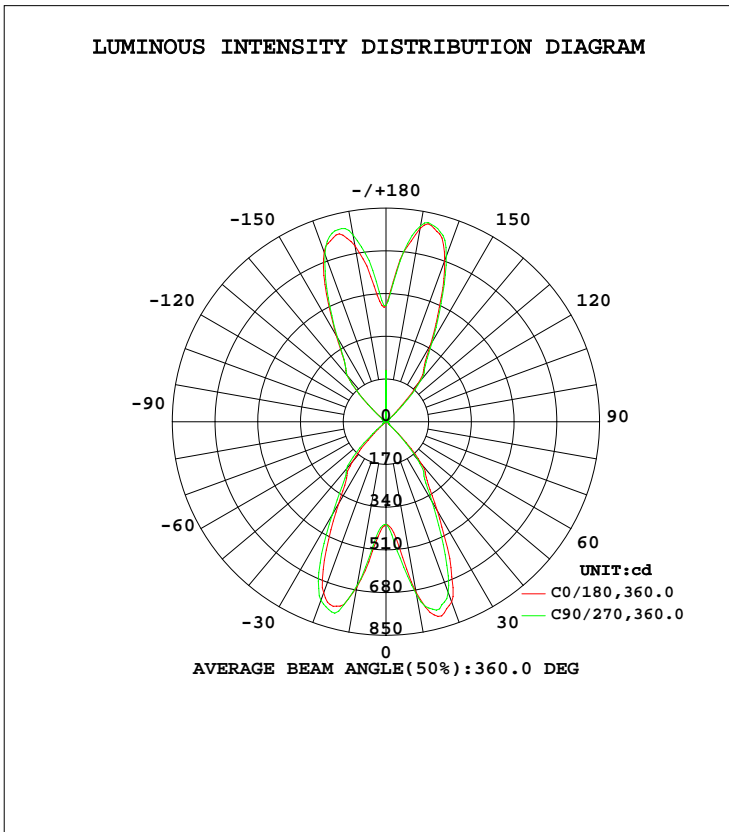


LUMINAIRE PHOTOMETRIC TEST REPORT

Test:U:120.1V I:0.1710A P:18.40W PF:0.8963 Lamp Flux:1652.47x1 lm		
NAME: ASD-OLCLR-2N1840-XX	TYPE:N/A	WEIGHT:N/A
SPEC.:	DIM.: N/A	SERIAL No.:N/A
MFR.: ASD Lighting Corp	SUR.:N/A	Shielding Angle:N/A

DATA OF LAMP		PHOTOMETRIC DATA Eff: 89.81 lm/W			
MODEL	ASD-OLCLR-2N1840-XX	I _{max} (cd)	829.4	S/MH(C0/180)	1.18
NOMINAL POWER(W)	18	LOR(%)	100.0	S/MH(C90/270)	1.14
RATED VOLTAGE(V)	120	TOTAL FLUX(lm)	1652.5	η UP, DN(C0-180)	25.5,25.9
NOMINAL FLUX(lm)	1652.47	CIE CLASS	DIFFUSE	η UP, DN(C180-360)	24.5,24.2
LAMPS INSIDE	1	η up(%)	50.0	CIBSE SHR NOM	0.50
TEST VOLTAGE(V)	120	η down(%)	50.0	CIBSE SHR MAX	0.50



C Range: 0 - 360DEG
 C Interval: 22.5DEG
 Test Speed: MEDIUM
 Temperature:25.3DEG
 Operators:Ben
 Test Date:2020-09-11

γ Range: 0 - 180DEG
 γ Interval: 1.0DEG
 Test System:EVERFINE GO-R3000_V2 SYSTEM V2.0.351
 Humidity:65.0%
 Test Distance:2.492m [K=1.0000]
 Remarks:

ZONAL FLUX DIAGRAM

ZONAL FLUX DIAGRAM:

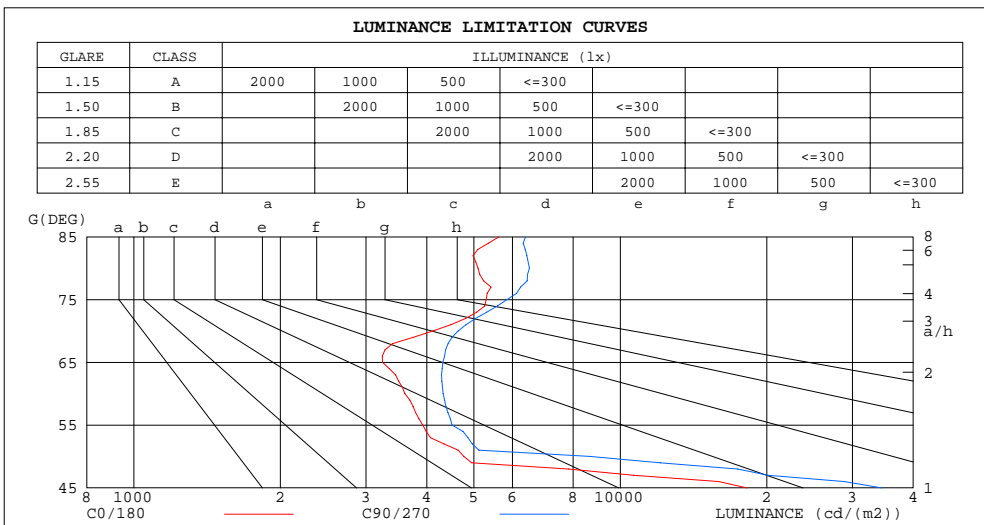
γ	C0	C45	C90	C135	C180	C225	C270	C315	γ	Φ zone	Φ total	lum, lamp
10	667.9	614.9	659.7	680.3	689.7	672.7	698.2	709.8	0- 10	52.48	52.48	3.18,3.18
20	724.2	734.1	756.5	766.8	764.2	734.1	722.9	730.1	10- 20	213.7	266.1	16.1,16.1
30	378.1	401.5	430.1	432.2	409.9	382.6	366.7	365.5	20- 30	262.0	528.2	32,32
40	209.4	228.6	243.2	245.5	223.6	211.4	198.6	195.7	30- 40	180.6	708.8	42.9,42.9
50	18.63	30.76	33.84	32.84	15.70	19.14	20.03	18.48	40- 50	82.65	791.5	47.9,47.9
60	10.97	11.94	13.14	10.59	10.48	12.41	12.98	12.72	50- 60	13.65	805.1	48.7,48.7
70	8.566	10.01	9.651	7.969	7.237	9.733	9.883	10.20	60- 70	10.04	815.2	49.3,49.3
80	5.381	5.893	6.867	6.731	5.999	5.114	5.227	5.167	70- 80	8.564	823.7	49.8,49.8
90	0	0	0	0	0	0	0	0	80- 90	3.091	826.8	50,50
100	5.792	6.133	6.028	5.068	4.529	4.766	5.085	5.159	90-100	2.867	829.7	50.2,50.2
110	7.929	9.120	10.38	10.52	8.776	9.699	9.013	9.773	100-110	8.339	838.0	50.7,50.7
120	11.88	12.90	15.23	14.41	10.77	11.67	12.24	13.45	110-120	10.71	848.8	51.4,51.4
130	20.48	34.63	37.10	32.40	16.22	18.34	20.94	22.00	120-130	14.87	863.6	52.3,52.3
140	240.7	252.6	242.8	222.2	198.3	209.1	219.5	231.8	130-140	87.12	950.7	57.5,57.5
150	396.3	398.8	385.2	373.6	354.4	353.2	369.8	380.4	140-150	179.3	1130	68.4,68.4
160	719.7	707.2	710.3	696.7	683.1	679.7	701.8	709.8	150-160	243.1	1373	83.1,83.1
170	711.6	728.6	753.9	774.1	781.5	810.5	790.8	756.6	160-170	216.5	1590	96.2,96.2
180	463.4	463.4	463.4	463.4	463.4	463.4	463.4	463.4	170-180	62.89	1652	100,100
DEG	LUMINOUS INTENSITY:cd Less than 25% Percent = 2.8 %									UNIT:lm		

C Range: 0 - 360DEG
 C Interval: 22.5DEG
 Test Speed: MEDIUM
 Temperature:25.3DEG
 Operators:Ben
 Test Date:2020-09-11

γ Range: 0 - 180DEG
 γ Interval: 1.0DEG
 Test System:EVERFINE GO-R3000_V2 SYSTEM V2.0.351
 Humidity:65.0%
 Test Distance:2.492m [K=1.0000]
 Remarks:

LUMINANCE LIMITATION CURVES

Test:U:120.1V I:0.1710A P:18.40W PF:0.8963 Lamp Flux:1652.47x1 lm		
NAME: ASD-OLCLR-2N1840-XX	TYPE:N/A	WEIGHT:N/A
SPEC.:	DIM.: N/A	SERIAL No.:N/A
MFR.: ASD Lighting Corp	SUR.:N/A	Shielding Angle:N/A



LUMINANCE cd/(m2)		
G (DEG)	C0/180	C90/270
85	5630	6382
80	5098	6505
75	5299	5848
70	4120	4642
65	3244	4315
60	3608	4323
55	3925	4511
50	4768	8661
45	18216	34498

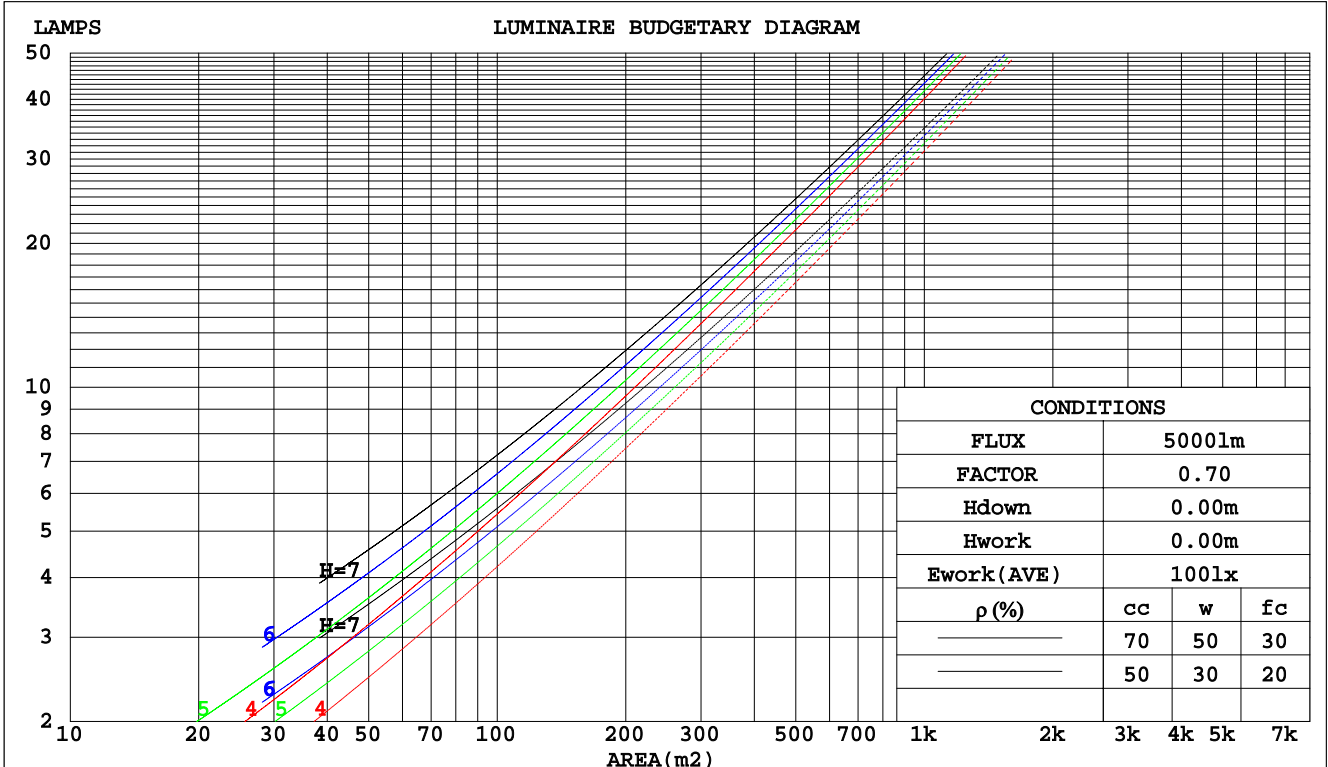
C Range: 0 - 360DEG
 C Interval: 22.5DEG
 Test Speed: MEDIUM
 Temperature: 25.3DEG
 Operators: Ben
 Test Date: 2020-09-11

γ Range: 0 - 180DEG
 γ Interval: 1.0DEG
 Test System: EVERFINE GO-R3000_V2 SYSTEM V2.0.351
 Humidity: 65.0%
 Test Distance: 2.492m [K=1.0000]
 Remarks:

CU AND LUMINAIRE BUDGETARY ESTIMATE DIAGRAM

Test:U:120.1V I:0.1710A P:18.40W PF:0.8963 Lamp Flux:1652.47x1 lm		
NAME: ASD-OLCLR-2N1840-XX	TYPE:N/A	WEIGHT:N/A
SPEC.:	DIM.: N/A	SERIAL No.:N/A
MFR.: ASD Lighting Corp	SUR.:N/A	Shielding Angle:N/A

pcc	80%			70%			50%			30%			10%			0
	50%	30%	10%	50%	30%	10%	50%	30%	10%	50%	30%	10%	50%	30%	10%	0
pw																0
pfc	20%			20%			20%			20%			20%			0
RCR	RCR:Room Cavity Ratio						Coefficients of Utilization(CU)									
0.0	1.07	1.07	1.07	.99	.99	.99	.83	.83	.83	.69	.69	.69	.56	.56	.56	.50
1.0	.96	.93	.90	.89	.86	.84	.76	.74	.72	.64	.63	.61	.53	.52	.51	.46
2.0	.87	.82	.77	.81	.76	.73	.69	.66	.64	.59	.57	.55	.49	.48	.47	.42
3.0	.78	.72	.67	.73	.68	.64	.63	.60	.56	.54	.52	.49	.46	.44	.43	.39
4.0	.71	.65	.60	.67	.61	.56	.58	.54	.51	.50	.47	.45	.43	.41	.39	.36
5.0	.65	.58	.53	.61	.55	.50	.53	.49	.46	.46	.43	.41	.40	.38	.36	.33
6.0	.59	.53	.48	.56	.50	.45	.49	.45	.41	.43	.40	.37	.37	.35	.33	.30
7.0	.55	.48	.43	.52	.45	.41	.46	.41	.38	.40	.37	.34	.35	.33	.31	.28
8.0	.50	.44	.39	.48	.42	.38	.42	.38	.34	.38	.34	.31	.33	.30	.28	.26
9.0	.47	.40	.36	.44	.38	.34	.40	.35	.32	.35	.32	.29	.31	.28	.26	.24
10.0	.43	.37	.33	.41	.35	.32	.37	.32	.29	.33	.29	.27	.29	.26	.25	.23



C Range: 0 - 360DEG
 C Interval: 22.5DEG
 Test Speed: MEDIUM
 Temperature:25.3DEG
 Operators:Ben
 Test Date:2020-09-11

γ Range: 0 - 180DEG
 γ Interval: 1.0DEG
 Test System:EVERFINE GO-R3000_V2 SYSTEM V2.0.351
 Humidity:65.0%
 Test Distance:2.492m [K=1.0000]
 Remarks:

WEC AND CCEC

Test:U:120.1V I:0.1710A P:18.40W PF:0.8963 Lamp Flux:1652.47x1 lm		
NAME: ASD-OLCLR-2N1840-XX	TYPE:N/A	WEIGHT:N/A
SPEC.:	DIM.: N/A	SERIAL No.:N/A
MFR.: ASD Lighting Corp	SUR.:N/A	Shielding Angle:N/A

ρcc	80%			70%			50%			30%			10%			0
ρw	50%	30%	10%	50%	30%	10%	50%	30%	10%	50%	30%	10%	50%	30%	10%	0
ρfc	20%			20%			20%			20%			20%			0
RCR	RCR:Room Cavity Ratio						Wall Exitance Coefficients(WEC)									
0.0																
1.0	.227	.129	.041	.205	.117	.037	.164	.094	.030	.127	.073	.023	.092	.053	.017	
2.0	.212	.116	.036	.193	.106	.033	.155	.086	.027	.121	.068	.021	.089	.051	.016	
3.0	.199	.106	.032	.181	.097	.029	.147	.079	.024	.115	.063	.019	.086	.048	.015	
4.0	.186	.097	.028	.170	.089	.026	.138	.073	.022	.110	.059	.018	.083	.045	.014	
5.0	.175	.089	.026	.160	.082	.024	.131	.068	.020	.104	.055	.016	.079	.042	.013	
6.0	.164	.082	.024	.150	.076	.022	.124	.064	.018	.099	.052	.015	.076	.040	.012	
7.0	.155	.077	.022	.142	.071	.020	.118	.060	.017	.095	.049	.014	.073	.038	.011	
8.0	.147	.072	.020	.135	.066	.019	.112	.056	.016	.090	.046	.013	.070	.036	.011	
9.0	.139	.067	.019	.128	.062	.017	.107	.053	.015	.087	.043	.012	.068	.034	.010	
10.0	.132	.063	.018	.122	.059	.016	.102	.050	.014	.083	.041	.012	.065	.033	.009	

ρcc	80%			70%			50%			30%			10%			0
ρw	50%	30%	10%	50%	30%	10%	50%	30%	10%	50%	30%	10%	50%	30%	10%	0
ρfc	20%			20%			20%			20%			20%			0
RCR	RCR:Room Cavity Ratio						Ceiling Cavity Exitance Coefficients(CCEC)									
0.0	.571	.571	.571	.488	.488	.488	.333	.333	.333	.191	.191	.191	.061	.061	.061	
1.0	.558	.541	.525	.478	.464	.452	.327	.319	.312	.188	.185	.182	.060	.059	.059	
2.0	.548	.519	.494	.469	.446	.427	.322	.309	.298	.185	.180	.175	.060	.058	.057	
3.0	.539	.502	.473	.462	.433	.410	.317	.301	.288	.183	.176	.169	.059	.057	.056	
4.0	.531	.490	.458	.456	.423	.398	.314	.295	.280	.181	.173	.166	.058	.056	.054	
5.0	.525	.480	.447	.450	.415	.389	.310	.290	.275	.180	.170	.163	.058	.056	.054	
6.0	.518	.472	.439	.445	.409	.382	.307	.286	.270	.178	.168	.161	.058	.055	.053	
7.0	.513	.466	.433	.441	.404	.377	.305	.283	.267	.177	.167	.159	.057	.055	.053	
8.0	.507	.460	.428	.437	.399	.373	.302	.280	.265	.176	.165	.158	.057	.054	.052	
9.0	.502	.456	.424	.433	.396	.370	.300	.278	.263	.175	.164	.157	.057	.054	.052	
10.0	.498	.452	.422	.429	.393	.368	.298	.276	.261	.174	.163	.156	.056	.054	.052	

C Range: 0 - 360DEG
 C Interval: 22.5DEG
 Test Speed: MEDIUM
 Temperature:25.3DEG
 Operators:Ben
 Test Date:2020-09-11

γ Range: 0 - 180DEG
 γ Interval: 1.0DEG
 Test System:EVERFINE GO-R3000_V2 SYSTEM V2.0.351
 Humidity:65.0%
 Test Distance:2.492m [K=1.0000]
 Remarks:

UGR(Unified Glare Rating) Table

Test:U:120.1V I:0.1710A P:18.40W PF:0.8963 Lamp Flux:1652.47x1 lm										
NAME: ASD-OLCLR-2N1840-XX					TYPE:N/A			WEIGHT:N/A		
SPEC.:					DIM.: N/A			SERIAL No.:N/A		
MFR.: ASD Lighting Corp					SUR.:N/A			Shielding Angle:N/A		
ceiling/cavity	0.7	0.7	0.5	0.5	0.3	0.7	0.7	0.5	0.5	0.3
walls	0.5	0.3	0.5	0.3	0.3	0.5	0.3	0.5	0.3	0.3
working plane	0.2	0.2	0.2	0.2	0.2	0.2	0.2	0.2	0.2	0.2
Room dimensions	Viewed crosswise					Viewed endwise				
x = 2H y = 2H	15.5	16.3	16.4	17.1	18.2	16.5	17.3	17.3	18.1	19.1
3H	15.4	16.1	16.3	16.9	18.0	16.4	17.1	17.2	17.9	19.0
4H	15.4	16.1	16.3	16.9	18.0	16.4	17.0	17.3	17.9	19.0
6H	15.4	16.0	16.4	16.9	18.1	16.4	17.0	17.3	17.9	19.0
8H	15.4	16.0	16.4	16.9	18.0	16.5	17.0	17.4	17.9	19.1
12H	15.4	16.0	16.4	16.9	18.0	16.4	17.0	17.4	17.9	19.1
4H 2H	15.1	15.8	16.0	16.7	17.8	16.1	16.7	17.0	17.6	18.7
3H	15.1	15.6	16.0	16.5	17.7	16.0	16.6	17.0	17.5	18.6
4H	15.2	15.7	16.1	16.6	17.8	16.1	16.6	17.1	17.5	18.7
6H	15.3	15.7	16.3	16.7	17.9	16.3	16.7	17.3	17.7	18.9
8H	15.4	15.7	16.3	16.7	18.0	16.4	16.8	17.4	17.7	19.0
12H	15.4	15.7	16.4	16.7	18.0	16.4	16.8	17.4	17.7	19.0
8H 4H	15.1	15.5	16.1	16.5	17.7	16.0	16.4	17.0	17.4	18.6
6H	15.3	15.7	16.4	16.6	17.9	16.3	16.6	17.3	17.6	18.9
8H	15.4	15.7	16.4	16.7	18.0	16.4	16.7	17.4	17.7	19.0
12H	15.5	15.7	16.5	16.8	18.1	16.5	16.8	17.6	17.8	19.1
12H 4H	15.1	15.4	16.1	16.4	17.6	15.9	16.3	16.9	17.3	18.5
6H	15.3	15.6	16.3	16.6	17.9	16.2	16.5	17.3	17.5	18.8
8H	15.4	15.7	16.5	16.7	18.0	16.4	16.6	17.4	17.6	19.0
Variations with the observer position at spacings:										
S = 1.0H	+ 1.9 / - 3.9					+ 1.8 / - 3.4				
1.5H	+ 3.8 / - 4.0					+ 3.1 / - 4.0				
2.0H	+ 3.7 / - 1.1					+ 5.6 / - 1.7				

CIE Pub.117 Corrected 1652 lm Total Lamp Luminous Flux.(8log(F/F0) = 1.7)

C Range: 0 - 360DEG
 C Interval: 22.5DEG
 Test Speed: MEDIUM
 Temperature:25.3DEG
 Operators:Ben
 Test Date:2020-09-11

γ Range: 0 - 180DEG
 γ Interval: 1.0DEG
 Test System:EVERFINE GO-R3000_V2 SYSTEM V2.0.351
 Humidity:65.0%
 Test Distance:2.492m [K=1.0000]
 Remarks:

UTILIZATION FACTORS TABLE

Test:U:120.1V I:0.1710A P:18.40W PF:0.8963 Lamp Flux:1652.47x1 lm		
NAME: ASD-OLCLR-2N1840-XX	TYPE:N/A	WEIGHT:N/A
SPEC.:	DIM.: N/A	SERIAL No.:N/A
MFR.: ASD Lighting Corp	SUR.:N/A	Shielding Angle:N/A

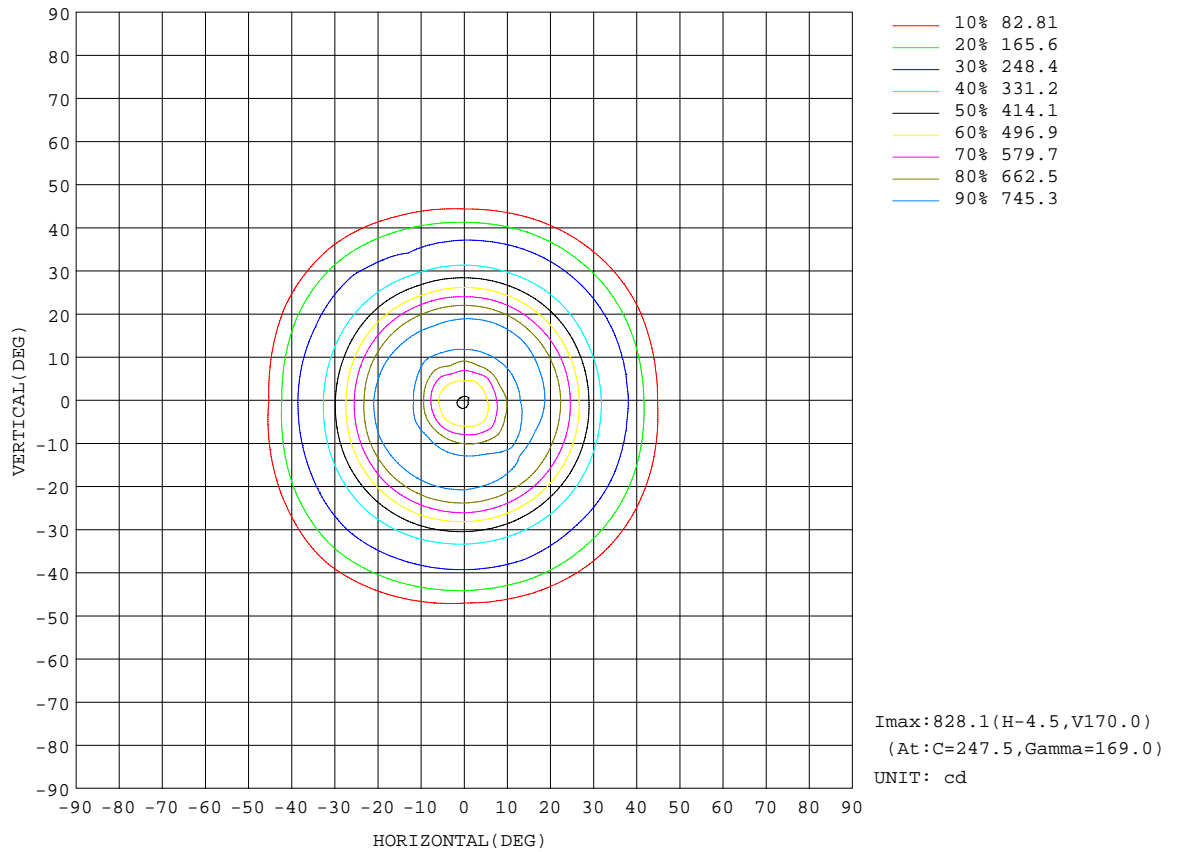
REFLECTANCE										
Ceiling	0.8	0.8	0.8	0.7	0.7	0.7	0.5	0.5	0.5	0
Walls	0.7	0.5	0.3	0.7	0.5	0.3	0.7	0.5	0.3	0
Working plane	0.2	0.2	0.2	0.2	0.2	0.2	0.2	0.2	0.2	0
ROOM INDEX	UTILIZATION FACTORS(PERCENT) $k(RI) \times RCR = 5$									
k = 0.60	57	49	44	54	47	43	50	44	40	34
0.80	66	57	51	62	55	50	56	50	47	38
1.00	72	63	57	68	60	55	60	55	51	40
1.25	77	69	63	73	66	61	64	59	56	42
1.50	81	74	68	76	70	65	67	62	59	44
2.00	87	80	74	81	75	71	70	66	63	45
2.50	90	84	79	84	79	74	73	69	66	46
3.00	93	87	82	86	82	78	74	71	68	47
4.00	96	92	88	89	85	82	76	74	72	48
5.00	98	94	91	91	88	85	78	76	74	48
ROOM INDEX	UF(total)									Direct
According to DIN EN 13032-2 2004			Suspended				SHRNOM = 1.25			

C Range: 0 - 360DEG
 C Interval: 22.5DEG
 Test Speed: MEDIUM
 Temperature:25.3DEG
 Operators:Ben
 Test Date:2020-09-11

γ Range: 0 - 180DEG
 γ Interval: 1.0DEG
 Test System:EVERFINE GO-R3000_V2 SYSTEM V2.0.351
 Humidity:65.0%
 Test Distance:2.492m [K=1.0000]
 Remarks:

ISOCANDELA DIAGRAM

Test:U:120.1V I:0.1710A P:18.40W PF:0.8963 Lamp Flux:1652.47x1 lm		
NAME: ASD-OLCLR-2N1840-XX	TYPE:N/A	WEIGHT:N/A
SPEC.:	DIM.: N/A	SERIAL No.:N/A
MFR.: ASD Lighting Corp	SUR.:N/A	Shielding Angle:N/A

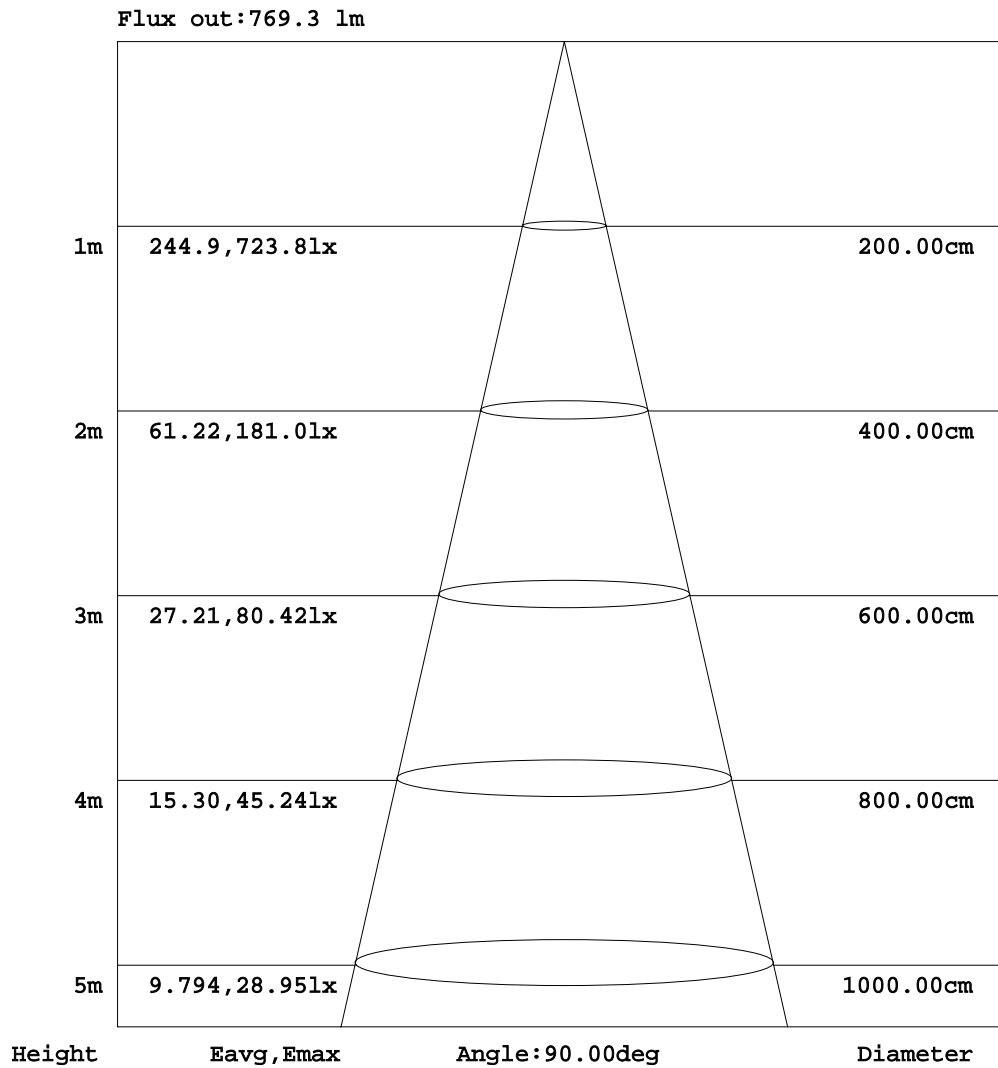


C Range: 0 - 360DEG
 C Interval: 22.5DEG
 Test Speed: MEDIUM
 Temperature:25.3DEG
 Operators:Ben
 Test Date:2020-09-11

γ Range: 0 - 180DEG
 γ Interval: 1.0DEG
 Test System:EVERFINE GO-R3000_V2 SYSTEM V2.0.351
 Humidity:65.0%
 Test Distance:2.492m [K=1.0000]
 Remarks:

AAI Figure

Test:U:120.1V I:0.1710A P:18.40W PF:0.8963 Lamp Flux:1652.47x1 lm		
NAME: ASD-OLCLR-2N1840-XX	TYPE:N/A	WEIGHT:N/A
SPEC.:	DIM.: N/A	SERIAL No.:N/A
MFR.: ASD Lighting Corp	SUR.:N/A	Shielding Angle:N/A



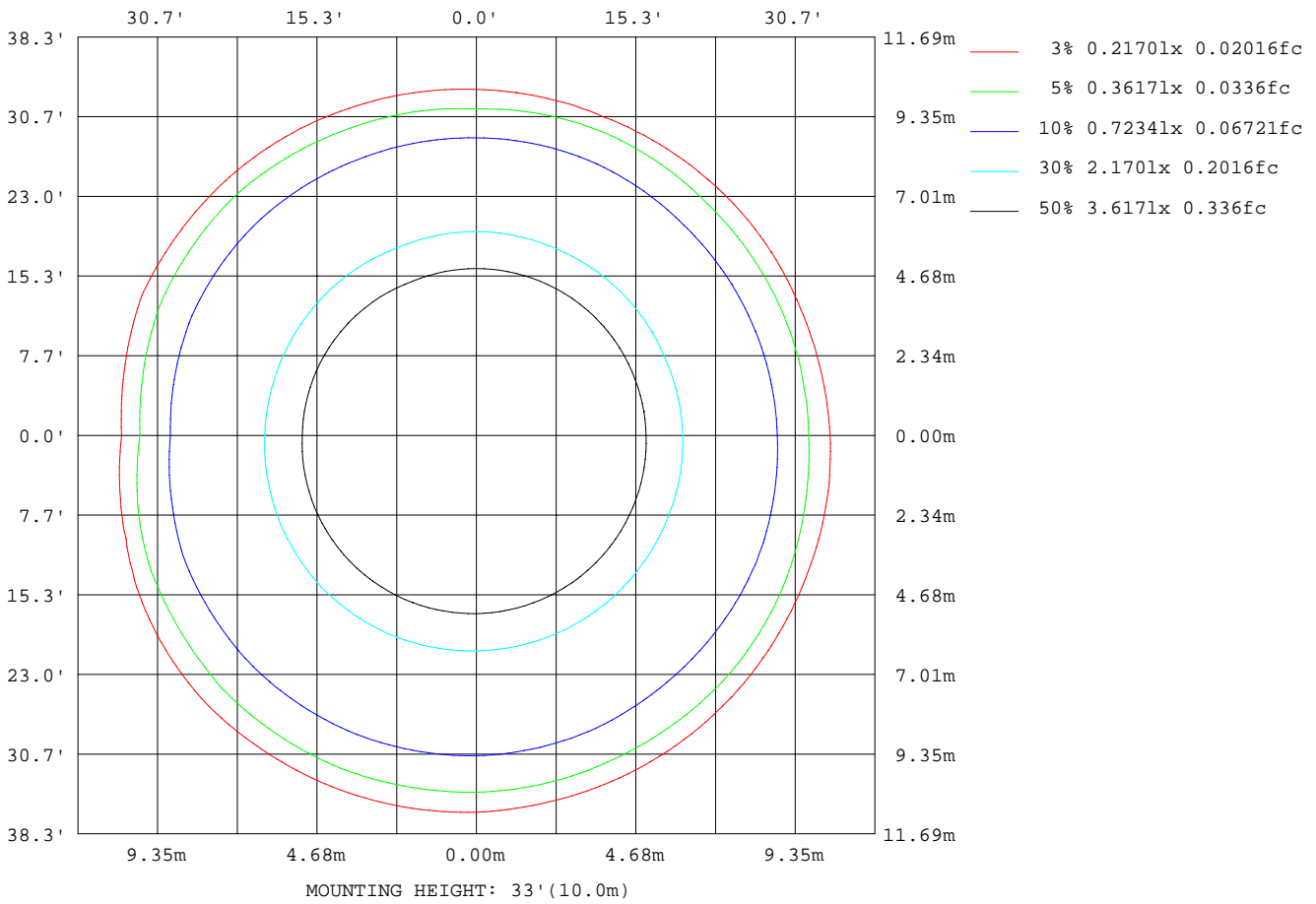
Note:The Curves indicate the illuminated area and the average illumination when the luminaire is at different distance.

C Range: 0 - 360DEG
 C Interval: 22.5DEG
 Test Speed: MEDIUM
 Temperature:25.3DEG
 Operators:Ben
 Test Date:2020-09-11

γ Range: 0 - 180DEG
 γ Interval: 1.0DEG
 Test System:EVERFINE GO-R3000_V2 SYSTEM V2.0.351
 Humidity:65.0%
 Test Distance:2.492m [K=1.0000]
 Remarks:

ISOLUX DIAGRAM

Test:U:120.1V I:0.1710A P:18.40W PF:0.8963 Lamp Flux:1652.47x1 lm		
NAME: ASD-OLCLR-2N1840-XX	TYPE:N/A	WEIGHT:N/A
SPEC.:	DIM.: N/A	SERIAL No.:N/A
MFR.: ASD Lighting Corp	SUR.:N/A	Shielding Angle:N/A



C Range: 0 - 360DEG
 C Interval: 22.5DEG
 Test Speed: MEDIUM
 Temperature: 25.3DEG
 Operators: Ben
 Test Date: 2020-09-11

γ Range: 0 - 180DEG
 γ Interval: 1.0DEG
 Test System: EVERFINE GO-R3000_V2 SYSTEM V2.0.351
 Humidity: 65.0%
 Test Distance: 2.492m [K=1.0000]
 Remarks:

LED Avg.L Report

Test:U:120.1V I:0.1710A P:18.40W PF:0.8963 Lamp Flux:1652.47x1 lm		
NAME: ASD-OLCLR-2N1840-XX	TYPE:N/A	WEIGHT:N/A
SPEC.:	DIM.: N/A	SERIAL No.:N/A
MFR.: ASD Lighting Corp	SUR.:N/A	Shielding Angle:N/A

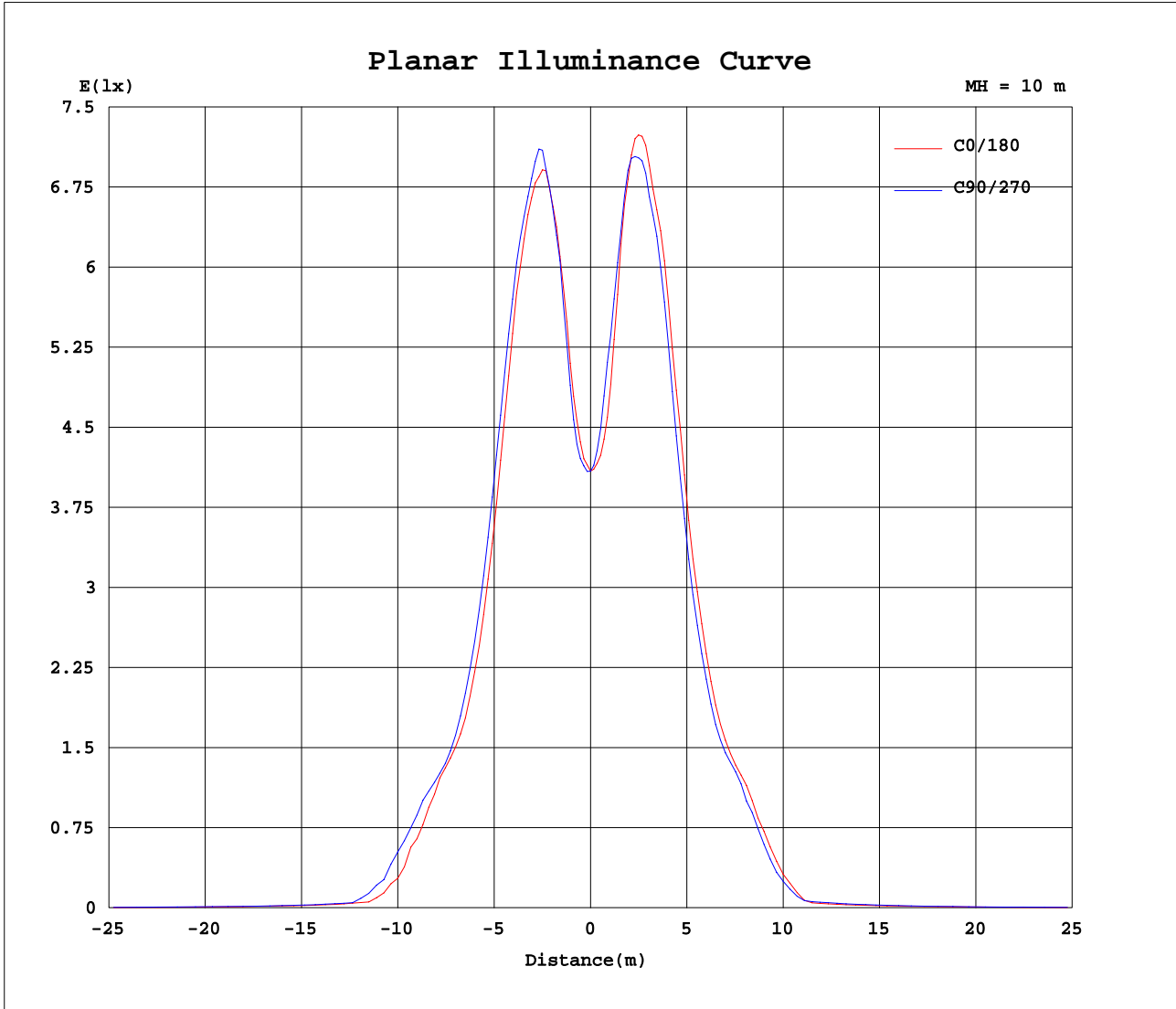
AvgL	cd/m2
L_0~180(65)av	3260
L_0~180(75)av	5376
L_0~180(85)av	5587
L_90~270(65)av	4238
L_90~270(75)av	5659
L_90~270(85)av	5320
L_45(65)av	4027
L_45(75)av	5514
L_45(85)av	4452

Standard: GB/T 29293-2012

C Range: 0 - 360DEG
 C Interval: 22.5DEG
 Test Speed: MEDIUM
 Temperature:25.3DEG
 Operators:Ben
 Test Date:2020-09-11

γ Range: 0 - 180DEG
 γ Interval: 1.0DEG
 Test System:EVERFINE GO-R3000_V2 SYSTEM V2.0.351
 Humidity:65.0%
 Test Distance:2.492m [K=1.0000]
 Remarks:

Planar Illuminance Curve



C Range: 0 - 360DEG
 C Interval: 22.5DEG
 Test Speed: MEDIUM
 Temperature: 25.3DEG
 Operators: Ben
 Test Date: 2020-09-11

γ Range: 0 - 180DEG
 γ Interval: 1.0DEG
 Test System: EVERFINE GO-R3000_V2 SYSTEM V2.0.351
 Humidity: 65.0%
 Test Distance: 2.492m [K=1.0000]
 Remarks:

LUMINOUS DISTRIBUTION INTENSITY DATA

Test:U:120.1V I:0.1710A P:18.40W PF:0.8963 Lamp Flux:1652.47x1 lm		
NAME: ASD-OLCLR-2N1840-XX	TYPE:N/A	WEIGHT:N/A
SPEC.:	DIM.: N/A	SERIAL No.:N/A
MFR.: ASD Lighting Corp	SUR.:N/A	Shielding Angle:N/A

Table--1

UNIT: cd

C(DEG) γ (DEG)	0	22.5	45	67.5	90	112.5	135	157.5	180	202.5	225	247.5	270	292.5	315	337.5			
0	409	409	409	409	409	409	409	409	409	409	409	409	409	409	409	409			
5	484	469	453	454	462	459	455	467	465	477	492	506	517	499	497	496			
10	668	654	615	643	660	671	680	675	690	680	673	699	698	706	710	706			
15	760	750	740	761	788	790	794	800	802	778	768	775	776	776	772	770			
20	724	724	734	747	757	760	767	766	764	750	734	720	723	725	730	725			
25	563	579	595	612	620	624	626	618	602	586	565	543	540	542	544	551			
30	378	390	401	419	430	437	432	427	410	394	383	369	367	363	365	371			
35	274	276	278	289	294	300	300	291	286	278	273	260	264	268	268	260			
40	209	218	229	242	243	244	246	241	224	230	211	196	199	194	196	194			
45	78.3	101	123	129	148	146	148	140	88.9	106	100	79.4	70.5	64.0	68.1	79.8			
50	18.6	19.0	30.8	31.4	33.8	39.3	32.8	31.4	15.7	18.3	19.1	21.3	20.0	18.0	18.5	17.8			
55	13.7	14.3	15.3	15.3	15.7	15.5	13.8	12.9	12.6	14.1	14.4	16.9	16.0	15.2	14.2	13.9			
60	11.0	11.6	11.9	13.1	13.1	13.2	10.6	10.7	10.5	11.4	12.4	13.8	13.0	12.7	12.7	11.2			
65	8.33	9.40	10.7	11.1	11.1	10.9	9.38	8.68	8.42	9.08	10.5	11.3	10.7	10.7	10.8	8.59			
70	8.57	7.85	10.0	9.83	9.65	9.24	7.97	6.76	7.24	7.70	9.73	10.4	9.88	9.92	10.2	7.85			
75	8.34	8.19	9.17	9.17	9.20	9.28	8.23	7.42	8.58	8.14	8.59	8.67	8.61	8.73	8.71	7.87			
80	5.38	5.14	5.89	6.58	6.87	7.19	6.73	6.10	6.00	5.30	5.11	5.20	5.23	5.21	5.17	4.84			
85	2.98	2.47	2.50	3.06	3.38	3.34	2.75	2.75	2.94	2.29	2.10	2.31	2.26	2.12	2.09	2.34			
90	0.00	0.00	0.00	0.00	0.00	0.00	0.00	0.00	0.00	0.00	0.00	0.00	0.00	0.00	0.00	0.00			
95	3.08	2.77	2.51	2.68	2.69	2.50	2.12	2.17	2.54	2.17	1.98	2.15	2.33	2.42	2.25	2.45			
100	5.79	5.68	6.13	6.05	6.03	5.89	5.07	4.52	4.53	4.48	4.77	4.91	5.09	5.35	5.16	5.37			
105	8.60	7.67	8.48	8.91	9.27	9.09	8.71	7.62	7.64	7.63	8.03	7.98	8.10	8.52	8.48	8.11			
110	7.93	7.50	9.12	10.0	10.4	10.5	10.5	8.20	8.78	8.17	9.70	9.35	9.01	9.64	9.77	8.06			
115	9.32	9.77	11.0	12.2	12.2	12.8	12.4	10.3	8.94	8.98	10.8	10.6	9.97	10.8	11.0	10.0			
120	11.9	12.4	12.9	15.4	15.2	15.6	14.4	13.0	10.8	10.8	11.7	12.3	12.2	13.3	13.4	13.2			
125	15.2	15.7	16.8	19.3	19.4	18.9	18.0	15.7	12.8	13.1	12.8	14.6	15.1	16.4	16.3	17.1			
130	20.5	31.2	34.6	34.6	37.1	33.0	32.4	21.0	16.2	17.9	18.3	20.9	20.9	21.1	22.0	23.3			
135	128	126	139	128	134	120	113	99.2	68.5	88.1	99.5	93.8	96.2	105	121	120			
140	241	247	253	244	243	240	222	216	198	204	209	212	220	223	232	234			
145	287	291	297	290	285	281	277	272	264	263	266	272	273	276	280	283			
150	396	397	399	393	385	381	374	362	354	349	353	363	370	377	380	389			
155	561	558	561	555	544	539	534	523	503	499	502	510	520	532	546	553			
160	720	713	707	708	710	704	697	688	683	682	680	689	702	710	710	714			
165	770	764	769	776	786	786	783	781	784	791	793	801	796	782	779	771			
170	712	712	729	739	754	767	774	776	782	796	811	819	791	767	757	732			
175	542	534	537	572	603	601	598	630	647	651	647	655	640	616	572	537			
180	463	463	463	463	463	463	463	463	463	463	463	463	463	463	463	463			

C Range: 0 - 360DEG
 C Interval: 22.5DEG
 Test Speed: MEDIUM
 Temperature:25.3DEG
 Operators:Ben
 Test Date:2020-09-11

γ Range: 0 - 180DEG
 γ Interval: 1.0DEG
 Test System:EVERFINE GO-R3000_V2 SYSTEM V2.0.351
 Humidity:65.0%
 Test Distance:2.492m [K=1.0000]
 Remarks: