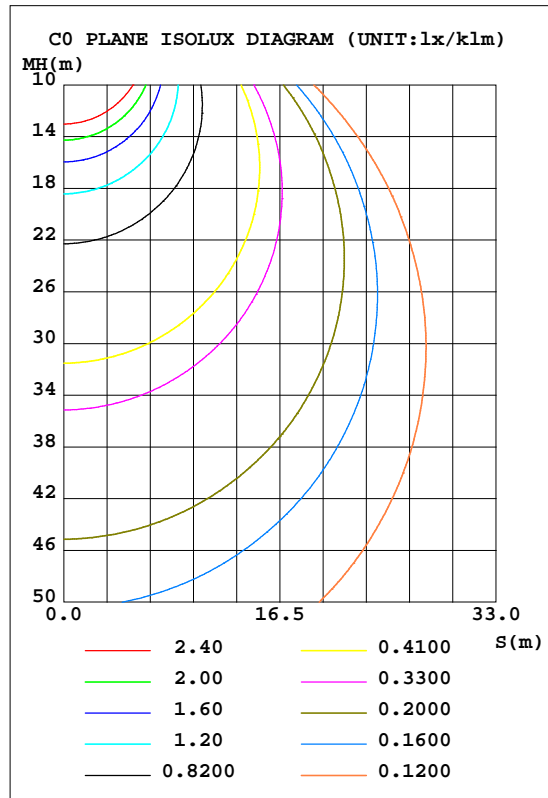
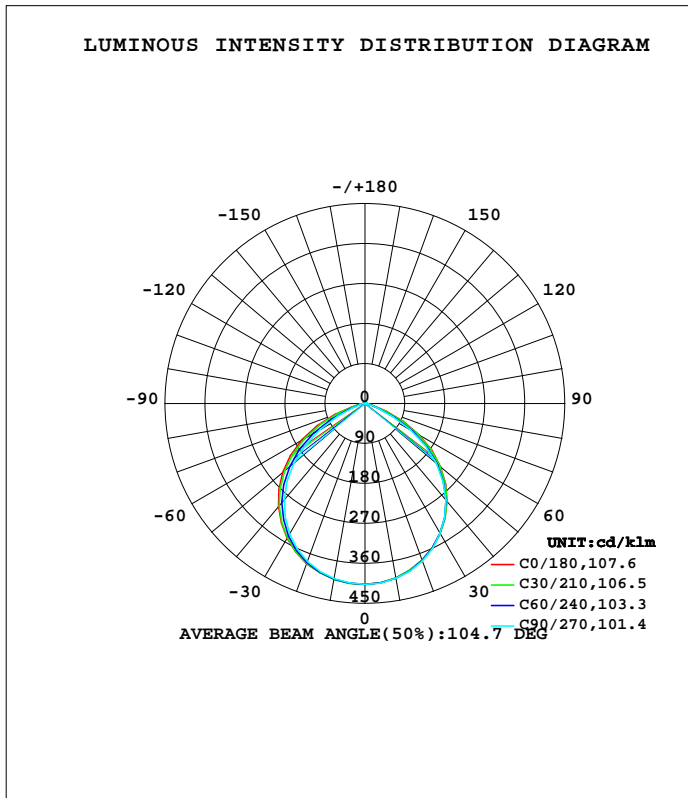


LUMINAIRE PHOTOMETRIC TEST REPORT

Test:U:120.11V I:0.0939A P:9.3071W PF:0.8254 Freq:59.98Hz Lamp Flux:695.297x1 lm		
NAME: LED DOWNLIGHT	TYPE:	WEIGHT:
SPEC.:	DIM.:	SERIAL No.:
MFR.: ASD LIGHTING CORP	SUR.:	Shielding Angle:

DATA OF LAMP		PHOTOMETRIC DATA Eff: 74.71 lm/W			
MODEL: MR16-4D10AC-WH(5000K)		I <sub>max</sub> (cd/klm)	407.4	S/MH(C0/180)	1.28
NOMINAL POWER(W)	10	LOR(%)	100.0	S/MH(C90/270)	1.24
RATED VOLTAGE(V)	120	TOTAL FLUX(lm/klm)	1000.00	h UP, DN(C0-180)	0.5,49.4
NOMINAL FLUX(lm)	695.297	CIE CLASS	DIRECT	h UP, DN(C180-360)	0.5,49.6
LAMPS INSIDE	1	h up(%)	0.9	CIBSE SHR NOM	1.25
TEST VOLTAGE(V)	120	h down(%)	99.1	CIBSE SHR MAX	1.35



C Range: 0 - 360DEG  
 C Interval: 15.0DEG  
 Test Speed: HIGH  
 Temperature: 25.3DEG  
 Operators:  
 Test Date: 2022-03-01

g Range: 0 - 180DEG  
 g Interval: 5.0DEG  
 Test System: EVERFINE GO-2000B\_V1 SYSTEM V2.00.426  
 Humidity: 65.0%  
 Test Distance: 8.000m [K=1.0063]  
 Remarks:

## ZONAL FLUX DIAGRAM

## ZONAL FLUX DIAGRAM:

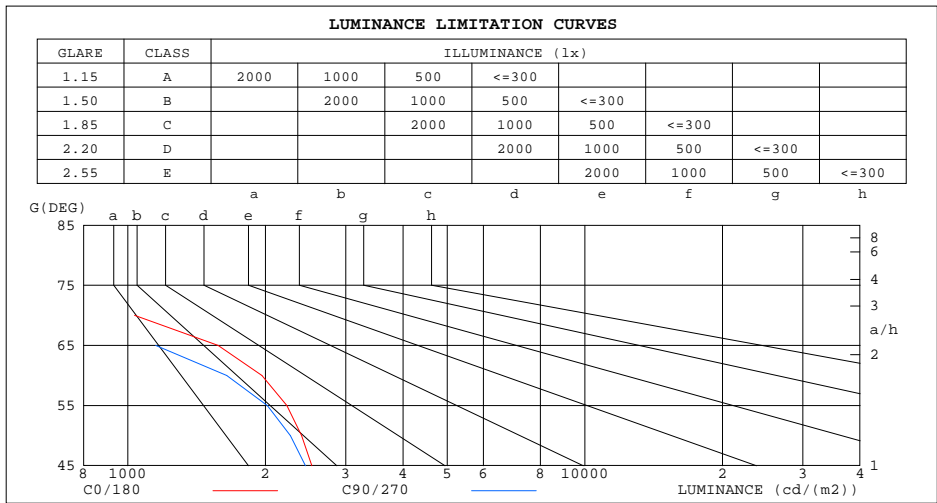
g	C0	C45	C90	C135	C180	C225	C270	C315	g	F zone	F total	%lum,lamp
10	398.6	398.7	399.9	401.6	401.8	401.0	399.9	399.0	0- 10	38.55	38.55	3.85,3.85
20	374.9	377.5	377.6	382.3	383.9	380.3	378.9	376.0	10- 20	110.5	149.0	14.9,14.9
30	337.9	340.1	338.3	346.8	350.5	344.6	339.8	336.8	20- 30	166.9	315.9	31.6,31.6
40	287.4	287.3	283.4	295.7	303.2	294.2	283.4	283.2	30- 40	198.6	514.5	51.5,51.5
50	221.8	218.1	209.7	228.8	241.7	227.1	209.2	213.5	40- 50	198.2	712.7	71.3,71.3
60	141.3	132.1	118.3	143.7	163.8	144.3	116.8	127.3	50- 60	160.8	873.5	87.3,87.3
70	50.87	41.01	31.31	48.79	72.27	50.77	30.68	36.98	60- 70	88.66	962.1	96.2,96.2
80	9.684	8.707	8.005	10.09	12.02	10.14	8.081	8.233	70- 80	24.21	986.4	98.6,98.6
90	0.2864	0.2231	0.1708	0.2493	0.3732	0.2181	0.1247	0.2035	80- 90	4.225	990.6	99.1,99.1
100	0.6947	0.6034	0.5436	0.6168	0.5185	0.4258	0.4003	0.5439	90-100	0.3996	991.0	99.1,99.1
110	1.121	1.062	1.048	1.069	0.9120	0.8649	0.8856	1.049	100-110	0.8197	991.8	99.2,99.2
120	1.580	1.508	1.501	1.515	1.364	1.343	1.403	1.508	110-120	1.231	993.0	99.3,99.3
130	2.000	1.940	1.933	1.935	1.804	1.770	1.843	1.934	120-130	1.513	994.5	99.5,99.5
140	2.334	2.216	2.301	2.158	2.151	2.051	2.184	2.157	130-140	1.593	996.1	99.6,99.6
150	2.623	2.563	2.537	2.505	2.466	2.419	2.491	2.505	140-150	1.478	997.6	99.8,99.8
160	2.911	2.885	2.943	2.886	2.774	2.792	2.885	2.898	150-160	1.237	998.9	99.9,99.9
170	3.141	3.121	3.101	3.122	3.050	3.055	3.068	3.128	160-170	0.8452	999.7	100,100
180	3.246	3.265	3.232	3.298	3.246	3.258	3.251	3.298	170-180	0.3029	1000.0	100,100
DEG	LUMINOUS INTENSITY:cd/klm									UNIT:lm/klm		

C Range: 0 - 360DEG  
C Interval: 15.0DEG  
Test Speed: HIGH  
Temperature:25.3DEG  
Operators:  
Test Date:2022-03-01

g Range: 0 - 180DEG  
g Interval: 5.0DEG  
Test System:EVERFINE GO-2000B\_V1 SYSTEM V2.00.426  
Humidity:65.0%  
Test Distance:8.000m [K=1.0063]  
Remarks:

LUMINANCE LIMITATION CURVES

Test:U:120.11V I:0.0939A P:9.3071W PF:0.8254 Freq:59.98Hz Lamp Flux:695.297x1 lm		
NAME: LED DOWNLIGHT	TYPE:	WEIGHT:
SPEC.:	DIM.:	SERIAL No.:
MFR.: ASD LIGHTING CORP	SUR.:	Shielding Angle:



LUMINANCE cd/(m2)		
G(DEG)	C0/180	C90/270
85	305	120
80	388	321
75	492	386
70	1034	637
65	1575	1150
60	1965	1645
55	2231	2020
50	2400	2270
45	2526	2449

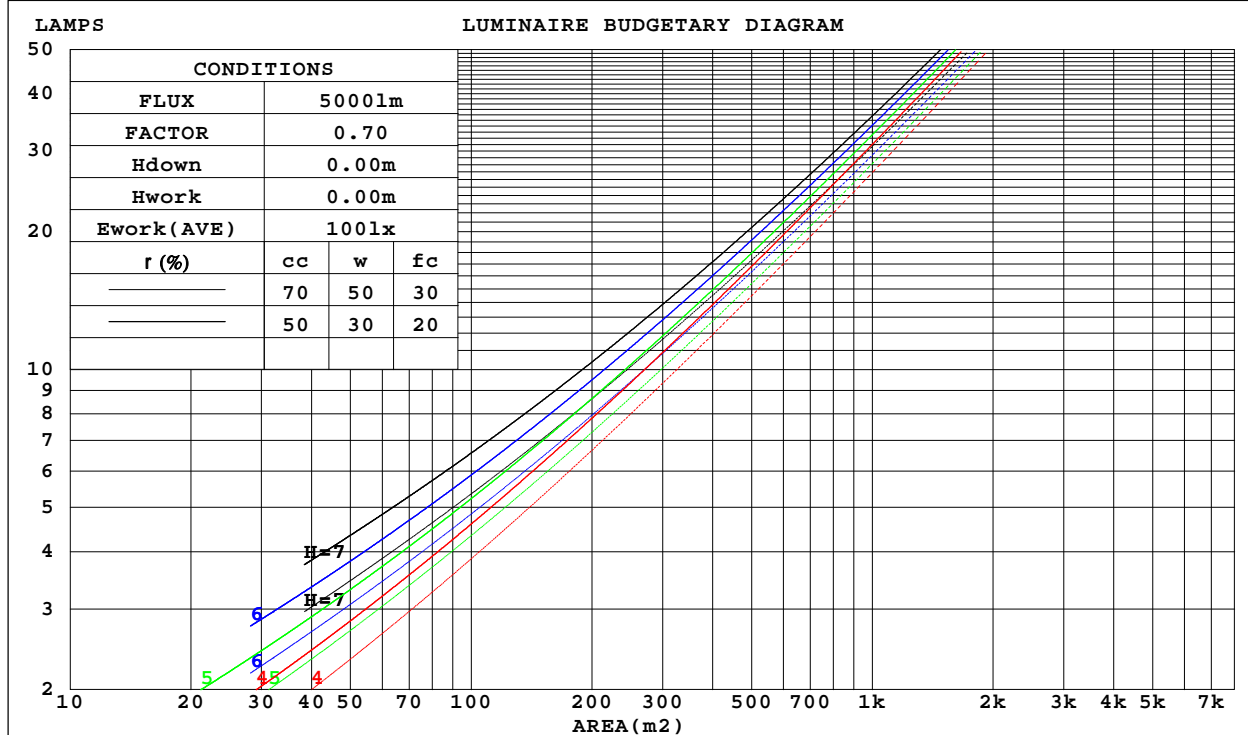
C Range: 0 - 360DEG  
 C Interval: 15.0DEG  
 Test Speed: HIGH  
 Temperature: 25.3DEG  
 Operators:  
 Test Date: 2022-03-01

g Range: 0 - 180DEG  
 g Interval: 5.0DEG  
 Test System: EVERFINE GO-2000B\_V1 SYSTEM V2.00.426  
 Humidity: 65.0%  
 Test Distance: 8.000m [K=1.0063]  
 Remarks:

CU AND LUMINAIRE BUDGETARY ESTIMATE DIAGRAM

Test:U:120.11V I:0.0939A P:9.3071W PF:0.8254 Freq:59.98Hz Lamp Flux:695.297x1 lm		
NAME: LED DOWNLIGHT	TYPE:	WEIGHT:
SPEC.:	DIM.:	SERIAL No.:
MFR.: ASD LIGHTING CORP	SUR.:	Shielding Angle:

r cc	80%			70%			50%			30%			10%			0
r w	50%	30%	10%	50%	30%	10%	50%	30%	10%	50%	30%	10%	50%	30%	10%	0
r fc	20%			20%			20%			20%			20%			0
RCR	RCR:Room Cavity Ratio						Coefficients of Utilization(CU)									
0.0	1.19	1.19	1.19	1.16	1.16	1.16	1.11	1.11	1.11	1.06	1.06	1.06	1.01	1.01	1.01	.99
1.0	1.06	1.03	.99	1.04	1.01	.98	.99	.97	.94	.95	.93	.91	.92	.90	.88	.86
2.0	.94	.88	.83	.92	.87	.82	.88	.84	.80	.85	.81	.78	.82	.79	.76	.74
3.0	.83	.76	.70	.82	.75	.70	.79	.73	.68	.76	.71	.67	.73	.69	.66	.64
4.0	.75	.66	.60	.73	.66	.60	.71	.64	.59	.68	.63	.58	.66	.61	.57	.55
5.0	.67	.59	.52	.66	.58	.52	.64	.57	.51	.62	.56	.51	.60	.54	.50	.48
6.0	.60	.52	.46	.59	.52	.46	.58	.51	.45	.56	.50	.45	.54	.49	.44	.42
7.0	.55	.47	.41	.54	.46	.41	.53	.45	.40	.51	.45	.40	.50	.44	.40	.38
8.0	.50	.42	.36	.49	.42	.36	.48	.41	.36	.47	.40	.36	.46	.40	.36	.34
9.0	.46	.38	.33	.46	.38	.33	.44	.37	.33	.43	.37	.32	.42	.36	.32	.30
10.0	.43	.35	.30	.42	.35	.30	.41	.34	.30	.40	.34	.29	.39	.33	.29	.28



C Range: 0 - 360DEG  
 C Interval: 15.0DEG  
 Test Speed: HIGH  
 Temperature:25.3DEG  
 Operators:  
 Test Date:2022-03-01

g Range: 0 - 180DEG  
 g Interval: 5.0DEG  
 Test System:EVERFINE GO-2000B\_V1 SYSTEM V2.00.426  
 Humidity:65.0%  
 Test Distance:8.000m [K=1.0063]  
 Remarks:

WEC AND CCEC

Test:U:120.11V I:0.0939A P:9.3071W PF:0.8254 Freq:59.98Hz Lamp Flux:695.297x1 lm		
NAME: LED DOWNLIGHT	TYPE:	WEIGHT:
SPEC.:	DIM.:	SERIAL No.:
MFR.: ASD LIGHTING CORP	SUR.:	Shielding Angle:

r cc	80%			70%			50%			30%			10%			0
r w	50%	30%	10%	50%	30%	10%	50%	30%	10%	50%	30%	10%	50%	30%	10%	0
r fc	20%			20%			20%			20%			20%			0
RCR	RCR:Room Cavity Ratio						Wall Exitance Coefficients(WEC)									
0.0																
1.0	.262	.149	.047	.255	.145	.046	.241	.138	.044	.229	.132	.042	.217	.126	.041	
2.0	.255	.140	.043	.249	.137	.042	.237	.132	.041	.226	.127	.040	.216	.122	.039	
3.0	.242	.129	.039	.237	.127	.038	.226	.123	.037	.216	.119	.036	.207	.115	.036	
4.0	.228	.118	.035	.223	.117	.034	.213	.113	.034	.205	.110	.033	.197	.107	.033	
5.0	.213	.109	.031	.209	.107	.031	.201	.105	.031	.193	.102	.030	.186	.099	.030	
6.0	.200	.100	.029	.196	.099	.029	.189	.097	.028	.182	.094	.028	.175	.092	.027	
7.0	.188	.093	.026	.184	.092	.026	.178	.090	.026	.171	.088	.026	.166	.086	.025	
8.0	.177	.086	.024	.173	.085	.024	.168	.084	.024	.162	.082	.024	.157	.080	.023	
9.0	.166	.081	.022	.164	.080	.022	.158	.078	.022	.153	.077	.022	.148	.075	.022	
10.0	.157	.075	.021	.155	.075	.021	.150	.073	.021	.145	.072	.020	.141	.071	.020	

r cc	80%			70%			50%			30%			10%			0
r w	50%	30%	10%	50%	30%	10%	50%	30%	10%	50%	30%	10%	50%	30%	10%	0
r fc	20%			20%			20%			20%			20%			0
RCR	RCR:Room Cavity Ratio						Ceiling Cavity Exitance Coefficients(CCEC)									
0.0	.198	.198	.198	.169	.169	.169	.115	.115	.115	.066	.066	.066	.021	.021	.021	
1.0	.184	.164	.145	.158	.141	.125	.108	.097	.087	.062	.056	.050	.020	.018	.016	
2.0	.175	.139	.110	.150	.120	.095	.103	.083	.066	.059	.048	.039	.019	.016	.013	
3.0	.166	.121	.086	.143	.105	.074	.098	.073	.052	.057	.043	.031	.018	.014	.010	
4.0	.159	.108	.069	.136	.093	.060	.094	.065	.042	.054	.038	.025	.017	.012	.008	
5.0	.152	.097	.057	.130	.084	.050	.090	.059	.035	.052	.035	.021	.017	.011	.007	
6.0	.145	.089	.048	.125	.077	.042	.086	.054	.030	.050	.032	.018	.016	.010	.006	
7.0	.139	.082	.042	.119	.071	.037	.082	.050	.026	.048	.029	.015	.015	.010	.005	
8.0	.133	.076	.037	.114	.066	.033	.079	.046	.023	.046	.027	.014	.015	.009	.005	
9.0	.127	.071	.034	.109	.062	.029	.076	.043	.021	.044	.026	.012	.014	.008	.004	
10.0	.122	.067	.031	.105	.058	.027	.073	.041	.019	.042	.024	.011	.014	.008	.004	

C Range: 0 - 360DEG  
 C Interval: 15.0DEG  
 Test Speed: HIGH  
 Temperature:25.3DEG  
 Operators:  
 Test Date:2022-03-01

g Range: 0 - 180DEG  
 g Interval: 5.0DEG  
 Test System:EVERFINE GO-2000B\_V1 SYSTEM V2.00.426  
 Humidity:65.0%  
 Test Distance:8.000m [K=1.0063]  
 Remarks:

UGR(Unified Glare Rating) Table

Test:U:120.11V I:0.0939A P:9.3071W PF:0.8254 Freq:59.98Hz Lamp Flux:695.297x1 lm										
NAME: LED DOWNLIGHT					TYPE:			WEIGHT:		
SPEC.:					DIM.:			SERIAL No.:		
MFR.: ASD LIGHTING CORP					SUR.:			Shielding Angle:		
ceiling/cavity	0.7	0.7	0.5	0.5	0.3	0.7	0.7	0.5	0.5	0.3
walls	0.5	0.3	0.5	0.3	0.3	0.5	0.3	0.5	0.3	0.3
working plane	0.2	0.2	0.2	0.2	0.2	0.2	0.2	0.2	0.2	0.2
Room dimensions	Viewed crosswise					Viewed endwise				
x = 2H y = 2H	16.1	17.6	16.4	17.9	18.2	15.4	17.0	15.8	17.3	17.6
3H	16.8	18.2	17.2	18.5	18.9	15.8	17.2	16.2	17.5	17.9
4H	16.9	18.2	17.3	18.5	18.9	15.9	17.1	16.3	17.5	17.9
6H	16.9	18.1	17.3	18.4	18.9	15.8	17.0	16.3	17.4	17.8
8H	16.9	18.0	17.3	18.4	18.8	15.8	16.9	16.3	17.3	17.8
12H	16.9	17.9	17.3	18.3	18.8	15.8	16.9	16.2	17.3	17.7
4H 2H	16.3	17.6	16.7	17.9	18.3	15.9	17.2	16.3	17.5	17.9
3H	17.2	18.2	17.6	18.6	19.1	16.4	17.4	16.8	17.8	18.2
4H	17.2	18.2	17.7	18.6	19.1	16.4	17.3	16.9	17.8	18.2
6H	17.3	18.1	17.7	18.5	19.0	16.4	17.2	16.9	17.7	18.2
8H	17.3	18.0	17.7	18.5	19.0	16.4	17.1	16.9	17.6	18.1
12H	17.2	17.9	17.7	18.4	18.9	16.4	17.0	16.9	17.5	18.0
8H 4H	17.2	17.9	17.7	18.4	18.9	16.4	17.2	16.9	17.6	18.1
6H	17.2	17.8	17.7	18.3	18.8	16.5	17.1	17.0	17.6	18.1
8H	17.2	17.8	17.7	18.3	18.8	16.4	17.0	17.0	17.5	18.0
12H	17.2	17.7	17.7	18.2	18.8	16.4	16.9	16.9	17.4	18.0
12H 4H	17.2	17.8	17.7	18.3	18.8	16.4	17.1	16.9	17.6	18.1
6H	17.2	17.7	17.7	18.2	18.8	16.4	17.0	17.0	17.5	18.0
8H	17.2	17.7	17.7	18.2	18.8	16.4	16.9	17.0	17.4	18.0
CIE190: 2010										

CIE190: 2010  
Area: 0.1 m2

C Range: 0 - 360DEG  
C Interval: 15.0DEG  
Test Speed: HIGH  
Temperature:25.3DEG  
Operators:  
Test Date:2022-03-01

g Range: 0 - 180DEG  
g Interval: 5.0DEG  
Test System:EVERFINE GO-2000B\_V1 SYSTEM V2.00.426  
Humidity:65.0%  
Test Distance:8.000m [K=1.0063]  
Remarks:

UTILIZATION FACTORS TABLE

Test:U:120.11V I:0.0939A P:9.3071W PF:0.8254 Freq:59.98Hz Lamp Flux:695.297x1 lm		
NAME: LED DOWNLIGHT	TYPE:	WEIGHT:
SPEC.:	DIM.:	SERIAL No.:
MFR.: ASD LIGHTING CORP	SUR.:	Shielding Angle:

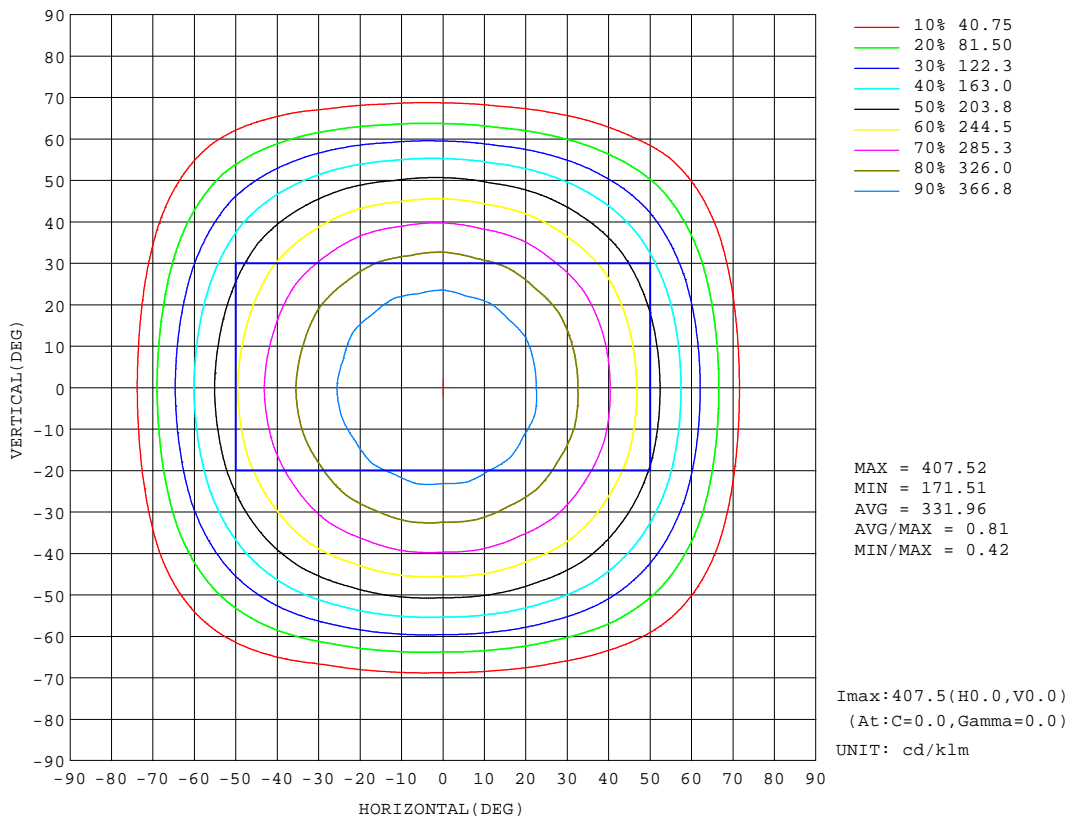
REFLECTANCE										
Ceiling	0.8	0.8	0.8	0.7	0.7	0.7	0.5	0.5	0.5	0
Walls	0.7	0.5	0.3	0.7	0.5	0.3	0.7	0.5	0.3	0
Working plane	0.2	0.2	0.2	0.2	0.2	0.2	0.2	0.2	0.2	0
ROOM INDEX	UTILIZATION FACTORS (PERCENT) $k(RI) \times RCR = 5$									
k = 0.60	61	50	43	60	50	43	59	49	43	37
0.80	71	61	54	70	60	54	69	59	53	47
1.00	80	70	63	79	69	63	77	71	63	56
1.25	87	78	71	86	77	71	83	76	70	63
1.50	92	83	77	90	82	77	87	81	75	68
2.00	98	91	85	97	90	85	93	87	83	76
2.50	102	95	90	100	94	89	96	91	87	79
3.00	105	99	94	103	97	93	99	94	91	83
4.00	108	103	99	106	101	98	102	98	95	86
5.00	110	106	103	108	104	101	103	100	98	89
ROOM INDEX	UF(total)									Direct
According to DIN EN 13032-2 2004			Suspended				SHRNOM = 1.25			

C Range: 0 - 360DEG  
 C Interval: 15.0DEG  
 Test Speed: HIGH  
 Temperature: 25.3DEG  
 Operators:  
 Test Date: 2022-03-01

g Range: 0 - 180DEG  
 g Interval: 5.0DEG  
 Test System: EVERFINE GO-2000B\_V1 SYSTEM V2.00.426  
 Humidity: 65.0%  
 Test Distance: 8.000m [K=1.0063]  
 Remarks:

ISOCANDELA DIAGRAM

Test:U:120.11V I:0.0939A P:9.3071W PF:0.8254 Freq:59.98Hz Lamp Flux:695.297x1 lm		
NAME: LED DOWNLIGHT	TYPE:	WEIGHT:
SPEC.:	DIM.:	SERIAL No.:
MFR.: ASD LIGHTING CORP	SUR.:	Shielding Angle:



C Range: 0 - 360DEG  
 C Interval: 15.0DEG  
 Test Speed: HIGH  
 Temperature:25.3DEG  
 Operators:  
 Test Date:2022-03-01

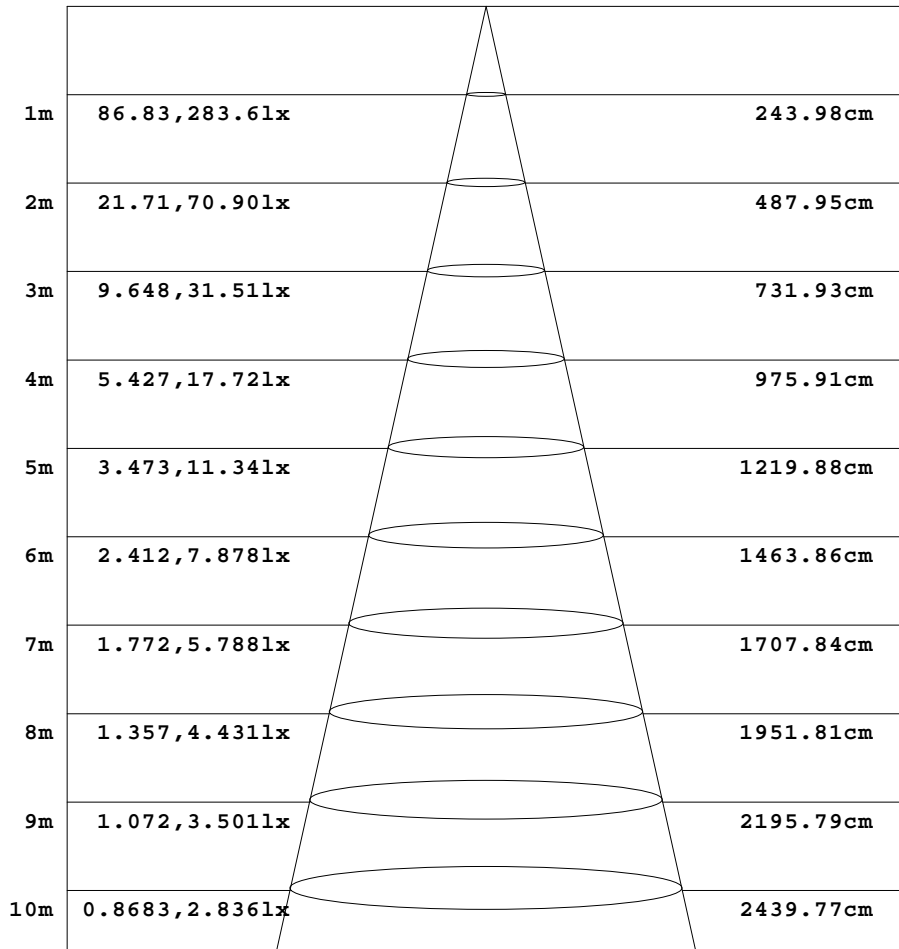
g Range: 0 - 180DEG  
 g Interval: 5.0DEG  
 Test System:EVERFINE GO-2000B\_V1 SYSTEM V2.00.426  
 Humidity:65.0%  
 Test Distance:8.000m [K=1.0063]  
 Remarks:



AAI Figure

Test:U:120.11V I:0.0939A P:9.3071W PF:0.8254 Freq:59.98Hz Lamp Flux:695.297x1 lm		
NAME: LED DOWNLIGHT	TYPE:	WEIGHT:
SPEC.:	DIM.:	SERIAL No.:
MFR.: ASD LIGHTING CORP	SUR.:	Shielding Angle:

Flux out:556.4 lm



Height                      Eavg, Emax                      Angle:101.31deg                      Diameter

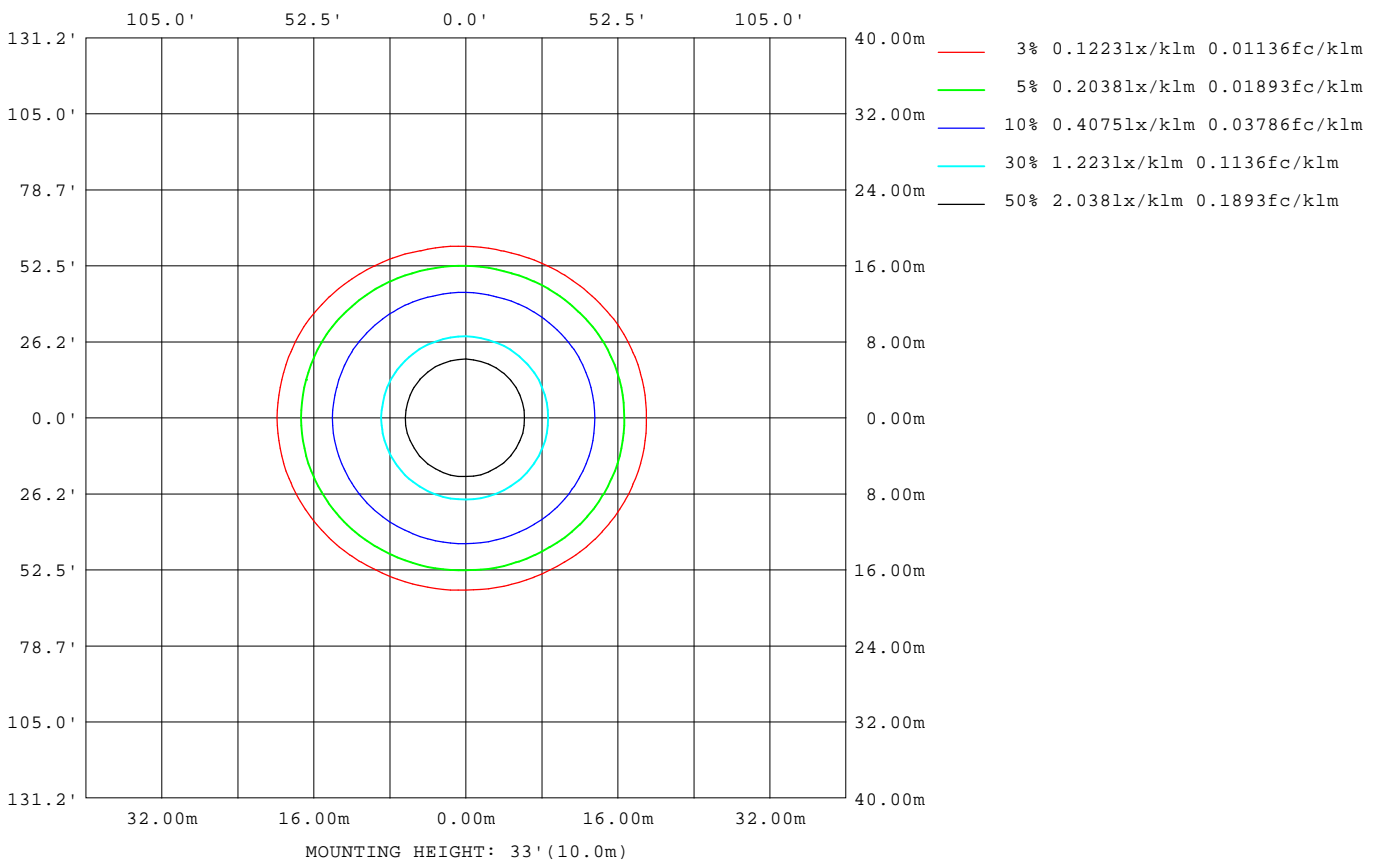
Note:The Curves indicate the illuminated area and the average illumination when the luminaire is at different distance.

C Range: 0 - 360DEG  
 C Interval: 15.0DEG  
 Test Speed: HIGH  
 Temperature:25.3DEG  
 Operators:  
 Test Date:2022-03-01

g Range: 0 - 180DEG  
 g Interval: 5.0DEG  
 Test System:EVERFINE GO-2000B\_V1 SYSTEM V2.00.426  
 Humidity:65.0%  
 Test Distance:8.000m [K=1.0063]  
 Remarks:

ISOLUX DIAGRAM

Test:U:120.11V I:0.0939A P:9.3071W PF:0.8254 Freq:59.98Hz Lamp Flux:695.297x1 lm		
NAME: LED DOWNLIGHT	TYPE:	WEIGHT:
SPEC.:	DIM.:	SERIAL No.:
MFR.: ASD LIGHTING CORP	SUR.:	Shielding Angle:



C Range: 0 - 360DEG  
 C Interval: 15.0DEG  
 Test Speed: HIGH  
 Temperature: 25.3DEG  
 Operators:  
 Test Date: 2022-03-01

g Range: 0 - 180DEG  
 g Interval: 5.0DEG  
 Test System: EVERFINE GO-2000B\_V1 SYSTEM V2.00.426  
 Humidity: 65.0%  
 Test Distance: 8.000m [K=1.0063]  
 Remarks:

## LED Avg.L Report

Test:U:120.11V I:0.0939A P:9.3071W PF:0.8254 Freq:59.98Hz Lamp Flux:695.297x1 lm		
NAME: LED DOWNLIGHT	TYPE:	WEIGHT:
SPEC.:	DIM.:	SERIAL No.:
MFR.: ASD LIGHTING CORP	SUR.:	Shielding Angle:

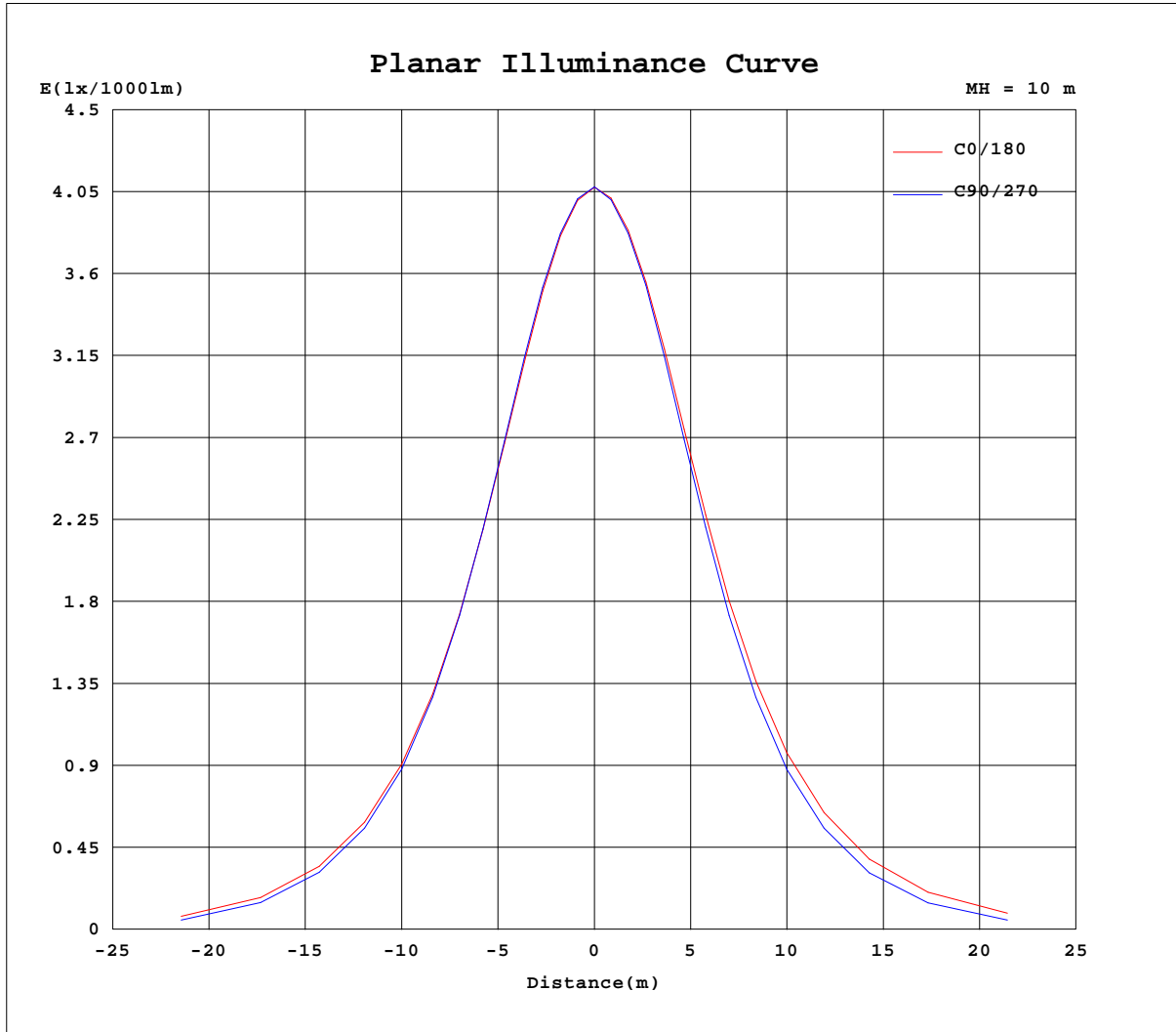
AvgL	cd/m2
L_0~180(65)av	1766
L_0~180(75)av	658
L_0~180(85)av	392
L_90~270(65)av	1139
L_90~270(75)av	387
L_90~270(85)av	120
L_45(65)av	1463
L_45(75)av	462
L_45(85)av	215

Standard: GB/T 29293-2012

C Range: 0 - 360DEG  
C Interval: 15.0DEG  
Test Speed: HIGH  
Temperature:25.3DEG  
Operators:  
Test Date:2022-03-01

g Range: 0 - 180DEG  
g Interval: 5.0DEG  
Test System:EVERFINE GO-2000B\_V1 SYSTEM V2.00.426  
Humidity:65.0%  
Test Distance:8.000m [K=1.0063]  
Remarks:

Planar Illuminance Curve



C Range: 0 - 360DEG  
 C Interval: 15.0DEG  
 Test Speed: HIGH  
 Temperature: 25.3DEG  
 Operators:  
 Test Date: 2022-03-01

g Range: 0 - 180DEG  
 g Interval: 5.0DEG  
 Test System: EVERFINE GO-2000B\_V1 SYSTEM V2.00.426  
 Humidity: 65.0%  
 Test Distance: 8.000m [K=1.0063]  
 Remarks:

LUMINOUS DISTRIBUTION INTENSITY DATA

Test:U:120.11V I:0.0939A P:9.3071W PF:0.8254 Freq:59.98Hz Lamp Flux:695.297x1 lm		
NAME: LED DOWNLIGHT	TYPE:	WEIGHT:
SPEC.:	DIM.:	SERIAL No.:
MFR.: ASD LIGHTING CORP	SUR.:	Shielding Angle:

Table--1

UNIT: cd/klm

C(DEG) g (DEG)	0	15	30	45	60	75	90	105	120	135	150	165	180	195	210	225	240	255	270
0	407	407	407	407	407	407	407	407	407	407	407	407	407	407	407	407	407	407	407
5	405	405	405	405	405	405	406	406	406	406	406	407	406	407	407	406	406	406	405
10	399	399	399	399	400	400	400	401	400	402	401	402	402	402	402	401	401	400	400
15	389	390	389	389	390	392	391	393	391	393	393	394	394	394	394	393	393	391	392
20	375	377	376	377	377	379	378	381	379	382	381	384	384	382	383	380	382	378	379
25	358	361	359	361	359	362	360	364	363	366	365	368	369	367	368	364	365	361	361
30	338	341	339	340	338	340	338	343	342	347	346	350	350	349	349	345	345	340	340
35	315	317	315	315	313	315	313	317	318	323	324	328	329	327	327	321	320	315	314
40	287	290	287	287	284	285	283	288	289	296	297	302	303	301	300	294	291	285	283
45	257	259	256	255	250	251	249	254	257	264	267	273	275	272	271	263	259	250	249
50	222	224	220	218	212	212	210	215	219	229	233	240	242	239	236	227	221	212	209
55	184	185	181	177	171	168	167	172	178	189	195	202	205	202	198	188	179	169	165
60	141	142	138	132	124	120	118	124	131	144	153	161	164	161	156	144	133	122	117
65	95.7	96.3	91.4	84.4	75.3	71.5	69.9	74.8	82.0	95.2	107	116	119	116	110	96.7	84.2	73.1	68.6
70	50.9	51.7	47.3	41.0	34.0	31.8	31.3	34.2	38.7	48.8	59.8	69.1	72.3	69.8	63.9	50.8	40.4	33.0	30.7
75	18.3	18.8	17.5	15.7	14.3	14.3	14.4	15.0	15.7	18.8	23.7	29.0	30.7	29.2	25.9	19.5	16.2	14.7	14.5
80	9.68	9.73	9.15	8.71	8.11	8.07	8.01	8.56	9.04	10.1	10.8	11.7	12.0	11.8	11.2	10.1	9.33	8.48	8.08
85	3.82	3.71	2.76	2.16	1.54	1.55	1.50	1.94	2.29	3.27	4.18	5.44	6.02	5.69	4.88	3.55	2.62	1.81	1.51
90	0.29	0.30	0.27	0.22	0.19	0.17	0.17	0.19	0.23	0.25	0.27	0.29	0.37	0.30	0.31	0.22	0.15	0.13	0.12
95	0.48	0.47	0.43	0.39	0.36	0.33	0.32	0.34	0.39	0.39	0.39	0.39	0.33	0.33	0.31	0.26	0.24	0.24	0.23
100	0.69	0.66	0.64	0.60	0.57	0.55	0.54	0.56	0.61	0.62	0.61	0.60	0.52	0.51	0.47	0.43	0.40	0.39	0.40
105	0.90	0.89	0.85	0.83	0.82	0.81	0.81	0.81	0.86	0.85	0.83	0.82	0.72	0.71	0.68	0.64	0.63	0.62	0.62
110	1.12	1.10	1.07	1.06	1.06	1.05	1.05	1.06	1.11	1.07	1.05	1.01	0.91	0.93	0.90	0.86	0.87	0.87	0.89
115	1.34	1.34	1.31	1.29	1.29	1.28	1.28	1.29	1.33	1.29	1.27	1.24	1.16	1.15	1.14	1.11	1.12	1.13	1.15
120	1.58	1.56	1.54	1.51	1.51	1.50	1.50	1.51	1.55	1.52	1.49	1.48	1.36	1.37	1.36	1.34	1.35	1.38	1.40
125	1.81	1.79	1.75	1.72	1.74	1.72	1.73	1.72	1.77	1.73	1.71	1.70	1.59	1.60	1.59	1.57	1.58	1.61	1.64
130	2.00	2.00	1.96	1.94	1.94	1.92	1.93	1.94	1.96	1.93	1.91	1.91	1.80	1.81	1.80	1.77	1.81	1.82	1.84
135	2.17	2.16	2.14	2.05	2.13	2.13	2.13	2.13	2.14	1.98	2.06	2.09	1.99	1.98	1.96	1.86	2.00	2.01	2.03
140	2.33	2.32	2.25	2.22	2.19	2.28	2.30	2.28	2.33	2.16	2.16	2.24	2.15	2.15	2.08	2.05	2.15	2.20	2.18
145	2.47	2.44	2.42	2.39	2.40	2.35	2.35	2.33	2.49	2.33	2.33	2.34	2.27	2.25	2.24	2.22	2.30	2.33	2.38
150	2.62	2.60	2.58	2.56	2.54	2.53	2.54	2.52	2.54	2.51	2.54	2.52	2.47	2.42	2.43	2.42	2.39	2.40	2.49
155	2.77	2.75	2.74	2.70	2.69	2.70	2.69	2.70	2.71	2.70	2.69	2.68	2.64	2.61	2.61	2.60	2.57	2.62	2.63
160	2.91	2.90	2.92	2.88	2.85	2.89	2.94	2.90	2.86	2.89	2.89	2.87	2.77	2.81	2.80	2.79	2.77	2.81	2.88
165	3.04	3.03	3.03	3.02	2.99	3.01	3.07	3.01	3.00	3.02	3.01	3.00	2.94	2.94	2.95	2.95	2.92	2.93	3.00
170	3.14	3.13	3.13	3.12	3.12	3.11	3.10	3.08	3.12	3.12	3.11	3.13	3.05	3.09	3.07	3.05	3.05	3.04	3.07
175	3.21	3.21	3.22	3.23	3.22	3.19	3.20	3.20	3.24	3.23	3.23	3.20	3.16	3.18	3.19	3.18	3.16	3.16	3.15
180	3.25	3.26	3.26	3.26	3.25	3.23	3.23	3.26	3.28	3.30	3.26	3.25	3.25	3.26	3.26	3.26	3.25	3.24	3.25

C Range: 0 - 360DEG  
 C Interval: 15.0DEG  
 Test Speed: HIGH  
 Temperature:25.3DEG  
 Operators:  
 Test Date:2022-03-01

g Range: 0 - 180DEG  
 g Interval: 5.0DEG  
 Test System:EVERFINE GO-2000B\_V1 SYSTEM V2.00.426  
 Humidity:65.0%  
 Test Distance:8.000m [K=1.0063]  
 Remarks:

LUMINOUS DISTRIBUTION INTENSITY DATA

Test:U:120.11V I:0.0939A P:9.3071W PF:0.8254 Freq:59.98Hz Lamp Flux:695.297x1 lm		
NAME: LED DOWNLIGHT	TYPE:	WEIGHT:
SPEC.:	DIM.:	SERIAL No.:
MFR.: ASD LIGHTING CORP	SUR.:	Shielding Angle:

Table--2

UNIT: cd/klm

C(DEG) g (DEG)	285	300	315	330	345														
0	407	407	407	407	407														
5	406	405	405	405	405														
10	400	399	399	398	399														
15	390	392	389	389	389														
20	377	377	376	377	376														
25	359	360	358	360	359														
30	337	338	337	340	339														
35	311	313	312	315	315														
40	281	283	283	287	288														
45	246	249	250	256	256														
50	207	211	213	220	221														
55	163	168	173	180	183														
60	115	121	127	136	141														
65	67.0	72.0	79.4	89.6	95.0														
70	29.5	32.1	37.0	45.5	50.3														
75	14.1	14.2	14.8	17.0	18.3														
80	7.78	8.06	8.23	8.98	9.48														
85	1.27	1.52	1.81	2.66	3.40														
90	0.18	0.22	0.20	0.22	0.22														
95	0.30	0.33	0.33	0.34	0.38														
100	0.47	0.52	0.54	0.56	0.60														
105	0.70	0.77	0.81	0.82	0.83														
110	0.97	1.04	1.05	1.06	1.04														
115	1.25	1.30	1.29	1.28	1.26														
120	1.50	1.52	1.51	1.50	1.48														
125	1.71	1.73	1.72	1.72	1.71														
130	1.93	1.95	1.93	1.93	1.90														
135	2.12	2.12	2.03	1.99	2.09														
140	2.28	2.28	2.16	2.16	2.24														
145	2.45	2.45	2.32	2.33	2.34														
150	2.49	2.51	2.50	2.50	2.51														
155	2.71	2.69	2.69	2.67	2.68														
160	2.93	2.86	2.90	2.90	2.85														
165	3.05	3.02	3.03	3.03	2.99														
170	3.13	3.14	3.13	3.12	3.12														
175	3.23	3.24	3.24	3.23	3.21														
180	3.30	3.28	3.30	3.29	3.25														

C Range: 0 - 360DEG  
 C Interval: 15.0DEG  
 Test Speed: HIGH  
 Temperature:25.3DEG  
 Operators:  
 Test Date:2022-03-01

g Range: 0 - 180DEG  
 g Interval: 5.0DEG  
 Test System:EVERFINE GO-2000B\_V1 SYSTEM V2.00.426  
 Humidity:65.0%  
 Test Distance:8.000m [K=1.0063]  
 Remarks: