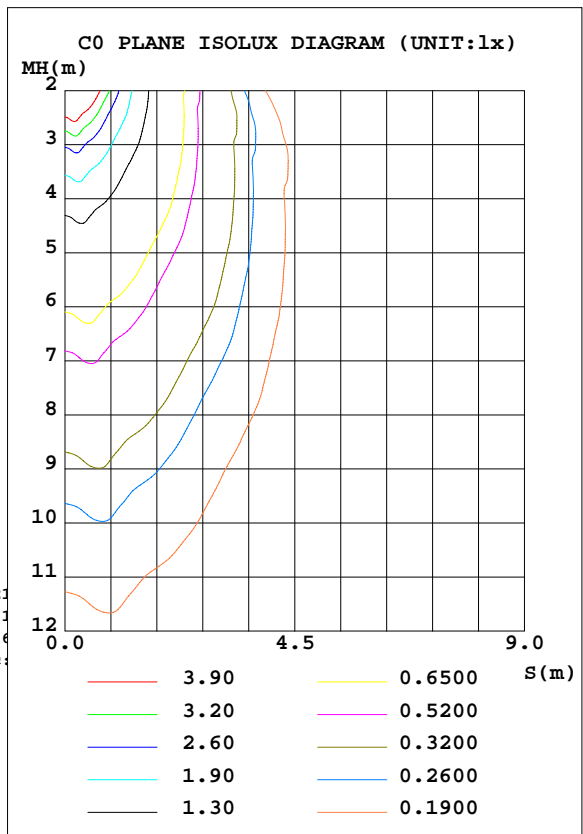
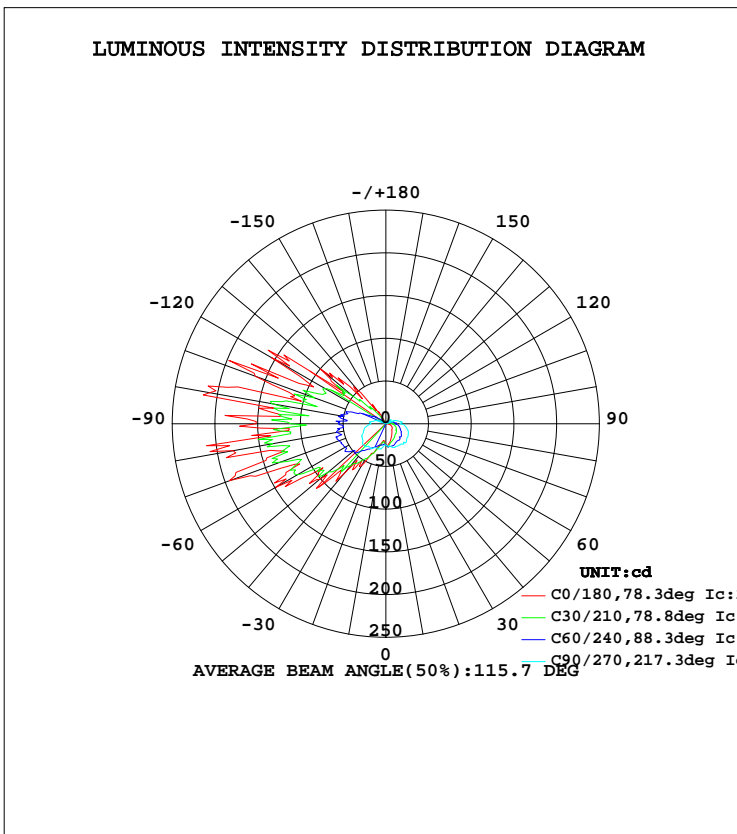


LUMINAIRE PHOTOMETRIC TEST REPORT

Test:U:120.0V I:0.1038A P:12.26W PF:0.9842 Lamp Flux:455.584x1 lm		
NAME:ASD-LWS26S-18N12CC-PC-BK 5000K	TYPE:LED	WEIGHT:
SPEC.:	DIM.:	SERIAL No.:
MFR.: ASD Lighting corp	SUR.:	PROTECTION ANGLE:

DATA OF LAMP		PHOTOMETRIC DATA Eff: 37.17 lm/W			
MODEL ASD-LWS26S-18N12CC-PC-BK	I _{max} (cd)	216.3	S/MH(C0/180)	3.96	
NOMINAL POWER(W)	11.5	LOR(%)	100.0	S/MH(C90/270)	2.00
RATED VOLTAGE(V)	120	TOTAL FLUX(lm)	455.58	η UP, DN(C0-180)	15.6, 29.3
NOMINAL FLUX(lm)	455.584	CIE CLASS	SEMI-D.	η UP, DN(C180-360)	20.9, 34.2
LAMPS INSIDE	1	η up(%)	36.5	CIBSE SHR NOM	0.00
TEST VOLTAGE(V)	120	η down(%)	63.5	CIBSE SHR MAX	1.25



C Range: 0 - 360DEG
 C Interval: 15.0DEG
 Test Speed: HIGH
 Temperature:25.3DEG
 Operators:
 Test Date:2022-04-06

γ Range: 0 - 180DEG
 γ Interval: 1.0DEG
 Test System:EVERFINE GO-2000B_V1 SYSTEM V2.0.291
 Humidity:65.0%
 Test Distance:7.500m [K=1.0000]
 Remarks:

ZONAL FLUX DIAGRAM

ZONAL FLUX DIAGRAM:

γ	C0	C45	C90	C135	C180	C225	C270	C315	γ	Φ zone	Φ total	Φ lum,lamp
10	23.04	25.68	26.63	22.95	21.15	22.78	29.20	26.38	0- 10	2.379	2.379	0.52,0.52
20	17.99	24.20	29.72	31.77	30.84	31.59	30.42	24.35	10- 20	7.454	9.834	2.16,2.16
30	14.13	21.79	29.68	45.13	55.63	41.18	33.61	20.87	20- 30	13.71	23.54	5.17,5.17
40	11.11	21.11	31.39	57.85	75.80	52.41	35.05	19.57	30- 40	21.54	45.09	9.9,9.9
50	9.558	18.45	31.55	82.06	101.5	76.56	35.77	19.01	40- 50	32.48	77.57	17,17
60	8.648	16.90	30.05	95.44	148.9	86.16	32.23	16.94	50- 60	43.60	121.2	26.6,26.6
70	6.710	14.38	28.17	109.4	194.9	100.5	27.95	14.66	60- 70	53.08	174.2	38.2,38.2
80	3.813	12.01	24.14	116.9	182.0	100.4	24.24	11.52	70- 80	57.79	232.0	50.9,50.9
90	1.991	8.637	16.76	91.75	152.0	90.02	17.65	8.640	80- 90	57.48	289.5	63.5,63.5
100	1.856	6.921	16.45	96.41	209.4	93.18	15.70	7.155	90-100	53.64	343.2	75.3,75.3
110	1.772	1.954	11.26	88.80	162.7	75.71	12.02	2.055	100-110	45.89	389.0	85.4,85.4
120	1.645	3.927	4.163	63.70	154.4	57.05	4.053	2.942	110-120	32.76	421.8	92.6,92.6
130	1.541	2.170	7.052	30.62	100.1	37.64	5.098	1.464	120-130	21.00	442.8	97.2,97.2
140	1.471	1.336	2.811	1.071	50.36	3.185	1.863	1.363	130-140	9.613	452.4	99.3,99.3
150	1.417	1.244	0.9474	1.082	11.65	1.117	0.9667	1.275	140-150	2.155	454.6	99.8,99.8
160	1.386	1.175	0.9436	1.090	1.460	1.140	0.9358	1.198	150-160	0.5745	455.2	99.9,99.9
170	1.379	1.140	0.9436	1.090	1.425	1.132	0.9282	1.132	160-170	0.3241	455.5	100,100
180	1.398	1.140	0.9436	1.086	1.413	1.140	0.9282	1.101	170-180	0.1082	455.6	100,100
DEG	LUMINOUS INTENSITY:cd									UNIT:lm		

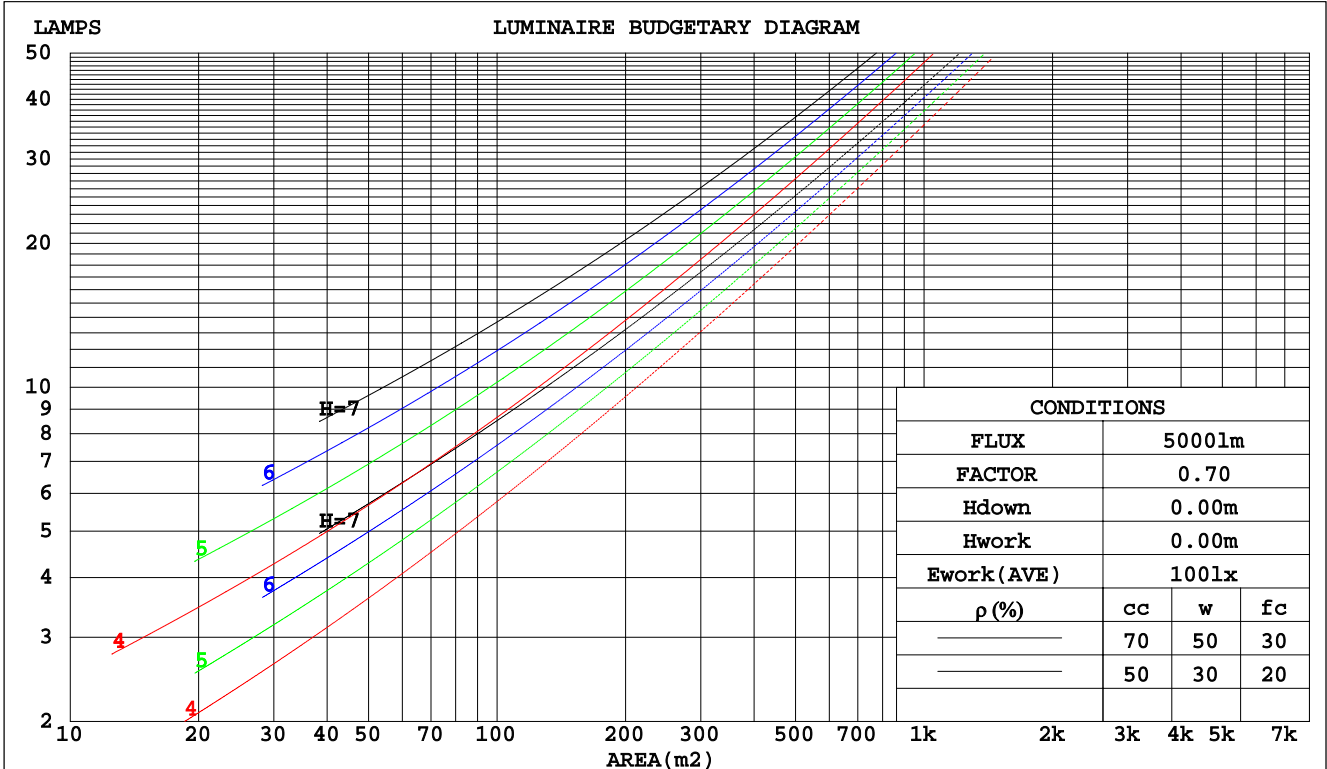
C Range: 0 - 360DEG
C Interval: 15.0DEG
Test Speed: HIGH
Temperature:25.3DEG
Operators:
Test Date:2022-04-06

γ Range: 0 - 180DEG
 γ Interval: 1.0DEG
Test System:EVERFINE GO-2000B_V1 SYSTEM V2.0.291
Humidity:65.0%
Test Distance:7.500m [K=1.0000]
Remarks:

CU AND LUMINAIRE BUDGETARY ESTIMATE DIAGRAM

Test:U:120.0V I:0.1038A P:12.26W PF:0.9842 Lamp Flux:455.584x1 lm		
NAME: ASD-LWS26S-18N12CC-PC-BK 5000K	TYPE:LED	WEIGHT:
SPEC.:	DIM.:	SERIAL No.:
MFR.: ASD Lighting corp	SUR.:	PROTECTION ANGLE:

pcc	80%			70%			50%			30%			10%			0
	50%	30%	10%	50%	30%	10%	50%	30%	10%	50%	30%	10%	50%	30%	10%	0
pw																0
pfc																0
RCR	RCR:Room Cavity Ratio Coefficients of Utilization(CU)															
0.0	1.10	1.10	1.10	1.04	1.04	1.04	.91	.91	.91	.79	.79	.79	.69	.69	.69	.64
1.0	.87	.81	.75	.81	.75	.70	.70	.65	.61	.60	.56	.53	.50	.48	.45	.40
2.0	.72	.63	.56	.67	.59	.52	.58	.51	.46	.49	.44	.39	.40	.36	.33	.28
3.0	.61	.51	.44	.57	.48	.41	.49	.41	.35	.41	.35	.30	.34	.29	.25	.21
4.0	.53	.43	.35	.49	.40	.33	.42	.34	.28	.35	.29	.24	.29	.24	.20	.16
5.0	.47	.36	.29	.43	.34	.27	.37	.29	.23	.31	.25	.20	.25	.20	.16	.13
6.0	.41	.31	.24	.38	.29	.23	.33	.25	.20	.27	.21	.17	.23	.18	.14	.11
7.0	.37	.27	.21	.34	.26	.19	.29	.22	.17	.25	.19	.14	.20	.15	.12	.09
8.0	.33	.24	.18	.31	.23	.17	.26	.19	.14	.22	.17	.12	.19	.14	.10	.08
9.0	.30	.21	.16	.28	.20	.15	.24	.17	.13	.20	.15	.11	.17	.12	.09	.06
10.0	.27	.19	.14	.26	.18	.13	.22	.16	.11	.19	.13	.09	.16	.11	.08	.06



C Range: 0 - 360DEG
 C Interval: 15.0DEG
 Test Speed: HIGH
 Temperature: 25.3DEG
 Operators:
 Test Date: 2022-04-06

γ Range: 0 - 180DEG
 γ Interval: 1.0DEG
 Test System: EVERFINE GO-2000B_V1 SYSTEM V2.0.291
 Humidity: 65.0%
 Test Distance: 7.500m [K=1.0000]
 Remarks:

WEC AND CCEC

Test:U:120.0V I:0.1038A P:12.26W PF:0.9842 Lamp Flux:455.584x1 lm		
NAME:ASD-LWS26S-18N12CC-PC-BK 5000K	TYPE:LED	WEIGHT:
SPEC.:	DIM.:	SERIAL No.:
MFR.: ASD Lighting corp	SUR.:	PROTECTION ANGLE:

ρcc	80%			70%			50%			30%			10%			0
ρw	50%	30%	10%	50%	30%	10%	50%	30%	10%	50%	30%	10%	50%	30%	10%	0
ρfc	20%			20%			20%			20%			20%			0
RCR	RCR:Room Cavity Ratio						Wall Exitance Coefficients(WEC)									
0.0																
1.0	.465	.264	.084	.446	.254	.081	.411	.236	.075	.380	.219	.070	.350	.203	.065	
2.0	.381	.209	.064	.364	.200	.062	.332	.185	.057	.303	.170	.053	.276	.156	.049	
3.0	.328	.174	.052	.313	.167	.050	.284	.154	.047	.257	.141	.043	.232	.129	.040	
4.0	.289	.150	.044	.275	.144	.043	.248	.132	.039	.224	.120	.036	.201	.109	.033	
5.0	.258	.132	.038	.246	.126	.037	.222	.115	.034	.199	.105	.031	.178	.095	.029	
6.0	.234	.117	.034	.222	.112	.032	.200	.103	.030	.179	.093	.027	.160	.084	.025	
7.0	.214	.106	.030	.203	.101	.029	.183	.092	.027	.163	.084	.024	.145	.075	.022	
8.0	.197	.096	.027	.187	.092	.026	.168	.084	.024	.150	.076	.022	.133	.068	.020	
9.0	.182	.088	.025	.173	.084	.024	.155	.077	.022	.139	.070	.020	.123	.063	.018	
10.0	.170	.081	.023	.161	.078	.022	.145	.071	.020	.129	.064	.018	.115	.058	.017	

ρcc	80%			70%			50%			30%			10%			0
ρw	50%	30%	10%	50%	30%	10%	50%	30%	10%	50%	30%	10%	50%	30%	10%	0
ρfc	20%			20%			20%			20%			20%			0
RCR	RCR:Room Cavity Ratio						Ceiling Cavity Exitance Coefficients(CCEC)									
0.0	.468	.468	.468	.400	.400	.400	.273	.273	.273	.157	.157	.157	.050	.050	.050	
1.0	.471	.435	.402	.403	.373	.346	.276	.257	.239	.159	.149	.139	.051	.048	.045	
2.0	.466	.413	.369	.399	.356	.319	.274	.246	.223	.158	.143	.130	.051	.046	.043	
3.0	.459	.398	.350	.394	.343	.303	.270	.239	.213	.156	.139	.125	.050	.045	.041	
4.0	.451	.387	.337	.387	.334	.293	.266	.233	.206	.154	.136	.122	.050	.044	.040	
5.0	.443	.377	.329	.381	.327	.286	.262	.228	.202	.152	.134	.120	.049	.044	.039	
6.0	.436	.370	.323	.374	.320	.281	.258	.224	.199	.150	.132	.118	.048	.043	.039	
7.0	.428	.364	.318	.368	.315	.277	.255	.221	.197	.148	.130	.117	.048	.043	.039	
8.0	.421	.358	.315	.363	.311	.275	.251	.218	.195	.146	.129	.116	.047	.042	.038	
9.0	.415	.354	.313	.357	.307	.273	.248	.216	.194	.144	.127	.115	.047	.042	.038	
10.0	.409	.350	.310	.352	.304	.271	.244	.214	.192	.143	.126	.115	.046	.041	.038	

C Range: 0 - 360DEG
 C Interval: 15.0DEG
 Test Speed: HIGH
 Temperature:25.3DEG
 Operators:
 Test Date:2022-04-06

γ Range: 0 - 180DEG
 γ Interval: 1.0DEG
 Test System:EVERFINE GO-2000B_V1 SYSTEM V2.0.291
 Humidity:65.0%
 Test Distance:7.500m [K=1.0000]
 Remarks:

UGR(Unified Glare Rating) Table

Test:U:120.0V I:0.1038A P:12.26W PF:0.9842 Lamp Flux:455.584x1 lm										
NAME: ASD-LWS26S-18N12CC-PC-BK 5000K					TYPE:LED			WEIGHT:		
SPEC.:					DIM.:			SERIAL No.:		
MFR.: ASD Lighting corp					SUR.:			PROTECTION ANGLE:		
ceiling/cavity	0.7	0.7	0.5	0.5	0.3	0.7	0.7	0.5	0.5	0.3
walls	0.5	0.3	0.5	0.3	0.3	0.5	0.3	0.5	0.3	0.3
working plane	0.2	0.2	0.2	0.2	0.2	0.2	0.2	0.2	0.2	0.2
Room dimensions	Viewed crosswise					Viewed endwise				
x = 2H y = 2H	1.0	2.3	1.7	3.0	4.0	5.9	7.2	6.6	7.9	8.9
3H	3.1	4.3	3.8	5.0	6.0	8.9	10.1	9.7	10.9	11.9
4H	4.1	5.2	4.9	6.0	7.0	10.6	11.7	11.3	12.5	13.5
6H	4.9	6.0	5.7	6.8	7.8	12.4	13.4	13.1	14.2	15.2
8H	5.2	6.3	6.0	7.1	8.1	13.3	14.4	14.1	15.2	16.2
12H	5.4	6.4	6.2	7.3	8.3	14.4	15.4	15.2	16.3	17.3
4H 2H	2.7	3.8	3.4	4.6	5.6	6.1	7.2	6.8	8.0	9.0
3H	4.9	5.9	5.7	6.7	7.8	9.3	10.3	10.1	11.1	12.2
4H	6.1	7.0	6.9	7.9	8.9	11.1	12.0	12.0	12.9	14.0
6H	7.2	8.0	8.0	8.9	10.0	13.2	14.0	14.0	14.9	16.0
8H	7.6	8.4	8.5	9.3	10.4	14.3	15.1	15.2	16.0	17.1
12H	7.9	8.7	8.8	9.5	10.7	15.6	16.3	16.5	17.2	18.3
8H 4H	7.2	8.0	8.1	8.9	10.0	11.3	12.0	12.1	12.9	14.0
6H	8.7	9.4	9.6	10.3	11.4	13.6	14.2	14.4	15.1	16.3
8H	9.5	10.1	10.3	11.0	12.1	14.9	15.5	15.8	16.4	17.6
12H	10.0	10.5	10.9	11.5	12.6	16.5	17.0	17.4	17.9	19.1
12H 4H	7.6	8.4	8.5	9.3	10.4	11.3	12.0	12.1	12.9	14.0
6H	9.3	9.9	10.2	10.8	12.0	13.6	14.2	14.5	15.1	16.3
8H	10.2	10.7	11.1	11.6	12.8	15.0	15.6	15.9	16.5	17.7
Variations with the observer position at spacings:										
S = 1.0H	+ 0.1 / - 0.1					+ 0.1 / - 0.1				
1.5H	+ 0.2 / - 0.3					+ 0.2 / - 0.2				
2.0H	+ 0.3 / - 0.5					+ 0.3 / - 0.3				

CIE Pub.117 Corrected 455.6 lm Total Lamp Luminous Flux. (8log(F/F0) = -2.7)

C Range: 0 - 360DEG
 C Interval: 15.0DEG
 Test Speed: HIGH
 Temperature:25.3DEG
 Operators:
 Test Date:2022-04-06

γ Range: 0 - 180DEG
 γ Interval: 1.0DEG
 Test System:EVERFINE GO-2000B_V1 SYSTEM V2.0.291
 Humidity:65.0%
 Test Distance:7.500m [K=1.0000]
 Remarks:

UTILIZATION FACTORS TABLE

Test:U:120.0V I:0.1038A P:12.26W PF:0.9842 Lamp Flux:455.584x1 lm		
NAME:ASD-LWS26S-18N12CC-PC-BK 5000K	TYPE:LED	WEIGHT:
SPEC.:	DIM.:	SERIAL No.:
MFR.: ASD Lighting corp	SUR.:	PROTECTION ANGLE:

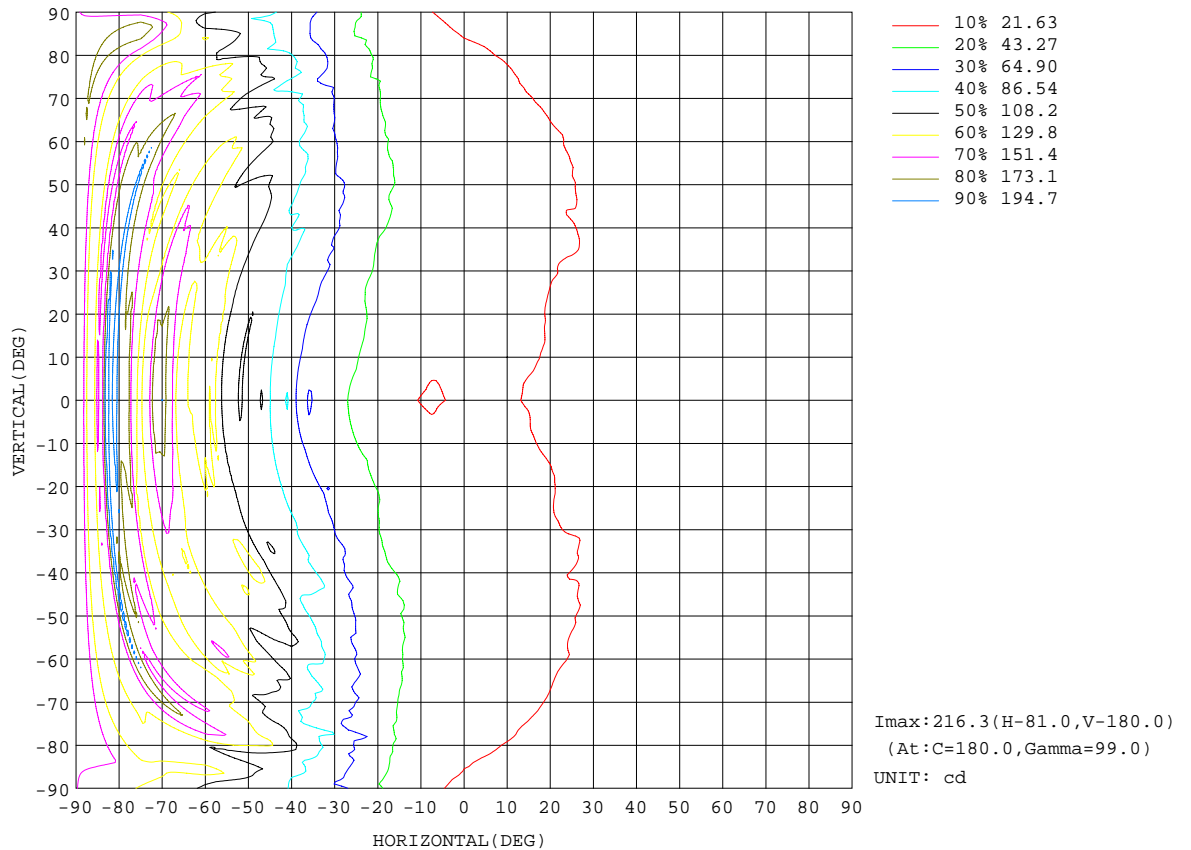
REFLECTANCE										
Ceiling	0.8	0.8	0.8	0.7	0.7	0.7	0.5	0.5	0.5	0
Walls	0.7	0.5	0.3	0.7	0.5	0.3	0.7	0.5	0.3	0
Working plane	0.2	0.2	0.2	0.2	0.2	0.2	0.2	0.2	0.2	0
ROOM INDEX	UTILIZATION FACTORS(PERCENT) $k(RI) \times RCR = 5$									
k = 0.60	36	23	15	35	22	15	32	21	14	7
0.80	44	30	21	42	29	20	39	27	19	10
1.00	52	36	27	49	35	26	44	35	24	14
1.25	59	43	33	55	41	32	49	38	30	17
1.50	64	49	38	60	47	37	54	42	34	21
2.00	72	58	48	68	55	45	60	49	41	26
2.50	77	64	54	72	61	52	64	54	47	30
3.00	81	69	60	76	66	57	67	58	51	33
4.00	87	77	68	82	72	64	71	64	58	38
5.00	91	82	74	85	77	70	74	68	62	41
ROOM INDEX	UF(total)									Direct
According to DIN EN 13032-2 2004			Suspended				SHRNOM = 1.25			

C Range: 0 - 360DEG
 C Interval: 15.0DEG
 Test Speed: HIGH
 Temperature:25.3DEG
 Operators:
 Test Date:2022-04-06

γ Range: 0 - 180DEG
 γ Interval: 1.0DEG
 Test System:EVERFINE GO-2000B_V1 SYSTEM V2.0.291
 Humidity:65.0%
 Test Distance:7.500m [K=1.0000]
 Remarks:

ISOCANDELA DIAGRAM

Test:U:120.0V I:0.1038A P:12.26W PF:0.9842 Lamp Flux:455.584x1 lm		
NAME: ASD-LWS26S-18N12CC-PC-BK 5000K	TYPE:LED	WEIGHT:
SPEC.:	DIM.:	SERIAL No.:
MFR.: ASD Lighting corp	SUR.:	PROTECTION ANGLE:

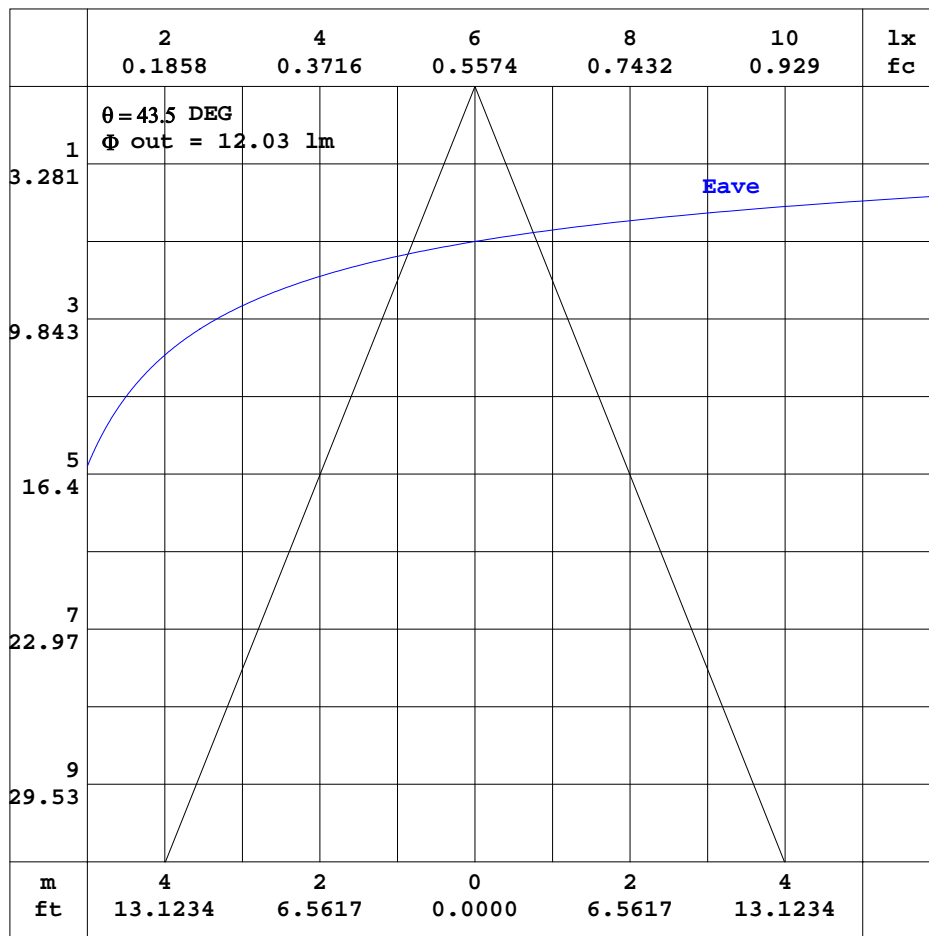


C Range: 0 - 360DEG
 C Interval: 15.0DEG
 Test Speed: HIGH
 Temperature:25.3DEG
 Operators:
 Test Date:2022-04-06

γ Range: 0 - 180DEG
 γ Interval: 1.0DEG
 Test System:EVERFINE GO-2000B_V1 SYSTEM V2.0.291
 Humidity:65.0%
 Test Distance:7.500m [K=1.0000]
 Remarks:

AAI CURVES

Test:U:120.0V I:0.1038A P:12.26W PF:0.9842 Lamp Flux:455.584x1 lm		
NAME: ASD-LWS26S-18N12CC-PC-BK 5000K	TYPE:LED	WEIGHT:
SPEC.:	DIM.:	SERIAL No.:
MFR.: ASD Lighting corp	SUR.:	PROTECTION ANGLE:



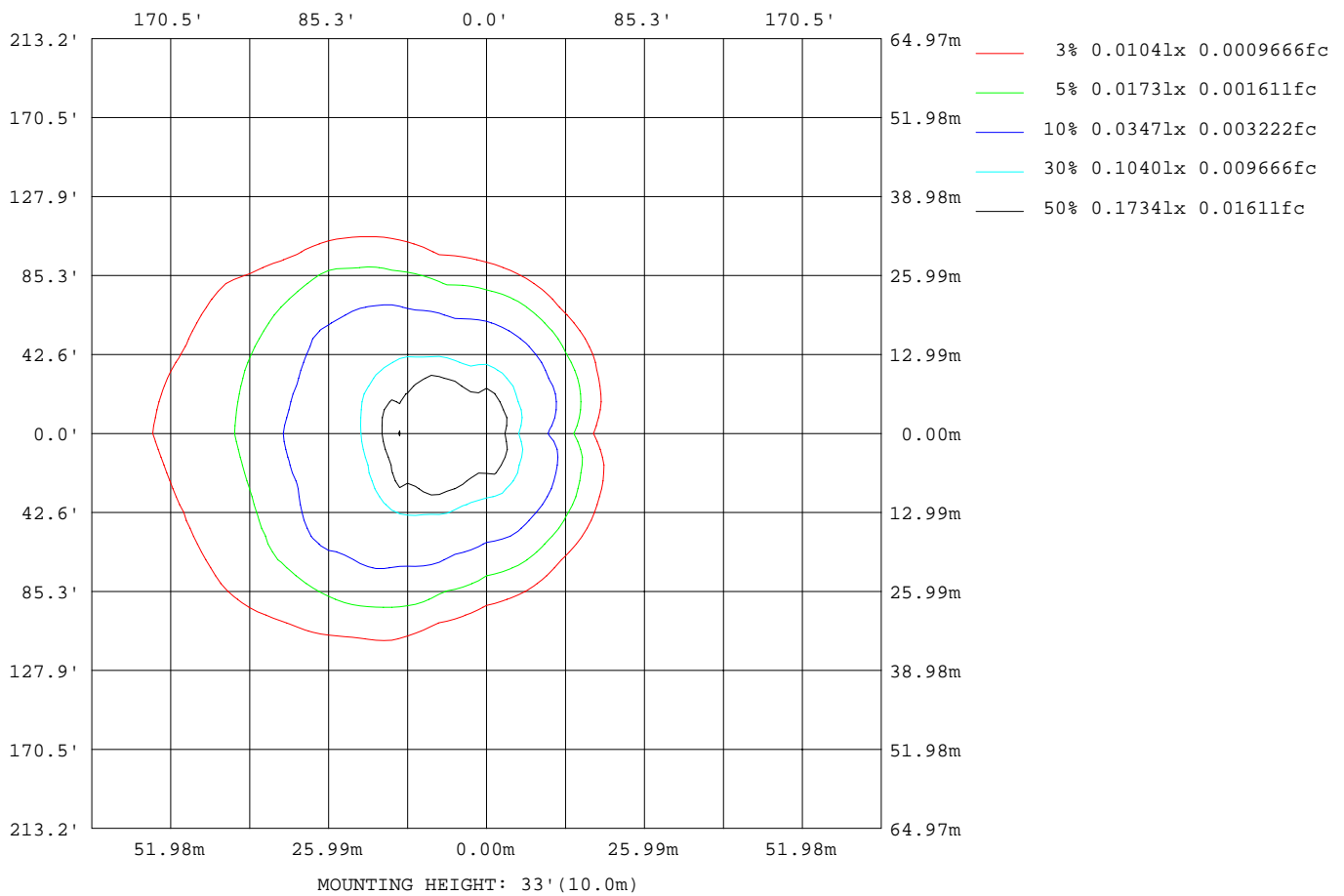
Note: The Curves indicate the illuminated area and the average illumination when the luminaire is at different distance.

C Range: 0 - 360DEG
 C Interval: 15.0DEG
 Test Speed: HIGH
 Temperature: 25.3DEG
 Operators:
 Test Date: 2022-04-06

γ Range: 0 - 180DEG
 γ Interval: 1.0DEG
 Test System: EVERFINE GO-2000B_V1 SYSTEM V2.0.291
 Humidity: 65.0%
 Test Distance: 7.500m [K=1.0000]
 Remarks:

ISOLUX DIAGRAM

Test:U:120.0V I:0.1038A P:12.26W PF:0.9842 Lamp Flux:455.584x1 lm		
NAME:ASD-LWS26S-18N12CC-PC-BK 5000K	TYPE:LED	WEIGHT:
SPEC.:	DIM.:	SERIAL No.:
MFR.: ASD Lighting corp	SUR.:	PROTECTION ANGLE:



C Range: 0 - 360DEG
 C Interval: 15.0DEG
 Test Speed: HIGH
 Temperature:25.3DEG
 Operators:
 Test Date:2022-04-06

γ Range: 0 - 180DEG
 γ Interval: 1.0DEG
 Test System:EVERFINE GO-2000B_V1 SYSTEM V2.0.291
 Humidity:65.0%
 Test Distance:7.500m [K=1.0000]
 Remarks:

LED Avg.L Report

Test:U:120.0V I:0.1038A P:12.26W PF:0.9842 Lamp Flux:455.584x1 lm		
NAME:ASD-LWS26S-18N12CC-PC-BK 5000K	TYPE:LED	WEIGHT:
SPEC.:	DIM.:	SERIAL No.:
MFR.: ASD Lighting corp	SUR.:	PROTECTION ANGLE:

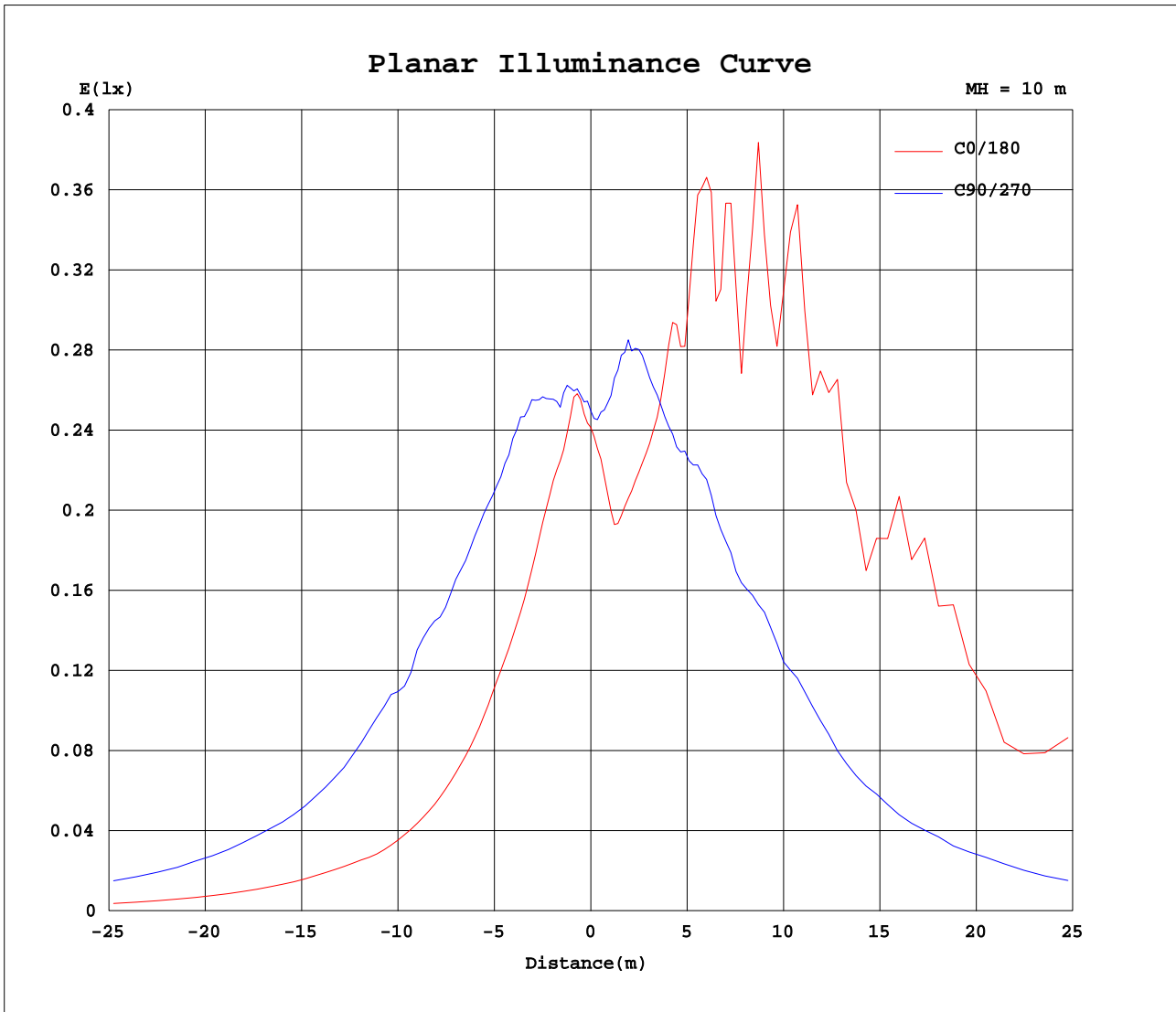
AvgL	cd/m2
L_0~180(65)av	1411
L_0~180(75)av	2484
L_0~180(85)av	9167
L_90~270(65)av	709
L_90~270(75)av	1015
L_90~270(85)av	2461
L_45(65)av	1399
L_45(75)av	2246
L_45(85)av	5924

Standard: GB/T 29293-2012

C Range: 0 - 360DEG
C Interval: 15.0DEG
Test Speed: HIGH
Temperature:25.3DEG
Operators:
Test Date:2022-04-06

γ Range: 0 - 180DEG
 γ Interval: 1.0DEG
Test System:EVERFINE GO-2000B_V1 SYSTEM V2.0.291
Humidity:65.0%
Test Distance:7.500m [K=1.0000]
Remarks:

Planar Illuminance Curve



C Range: 0 - 360DEG
 C Interval: 15.0DEG
 Test Speed: HIGH
 Temperature: 25.3DEG
 Operators:
 Test Date: 2022-04-06

γ Range: 0 - 180DEG
 γ Interval: 1.0DEG
 Test System: EVERFINE GO-2000B_V1 SYSTEM V2.0.291
 Humidity: 65.0%
 Test Distance: 7.500m [K=1.0000]
 Remarks:

LUMINOUS DISTRIBUTION INTENSITY DATA

Test:U:120.0V I:0.1038A P:12.26W PF:0.9842 Lamp Flux:455.584x1 lm		
NAME:ASD-LWS26S-18N12CC-PC-BK 5000K	TYPE:LED	WEIGHT:
SPEC.:	DIM.:	SERIAL No.:
MFR.: ASD Lighting corp	SUR.:	PROTECTION ANGLE:

Table--1

UNIT: cd

C(DEG) γ (DEG)	0	15	30	45	60	75	90	105	120	135	150	165	180	195	210	225	240	255	270
0	24.1	24.9	24.8	24.5	24.9	24.8	25.0	25.0	24.8	24.9	25.0	25.2	24.1	24.9	24.8	24.5	24.9	24.8	25.0
5	26.0	27.5	27.2	27.3	26.9	26.3	26.3	25.7	25.4	24.0	23.3	22.5	21.1	21.6	22.2	22.8	24.0	24.7	25.7
10	23.0	24.4	24.8	25.7	27.0	26.8	26.6	25.5	24.2	23.0	23.0	22.4	21.2	22.3	22.4	22.8	25.3	27.5	29.2
15	20.7	22.4	22.6	25.1	27.1	28.9	28.3	26.5	25.7	26.8	27.2	26.4	24.8	26.7	26.9	26.8	25.9	28.5	30.8
20	18.0	19.7	21.5	24.2	27.0	31.1	29.7	26.9	28.9	31.8	33.7	33.4	30.8	34.7	33.1	31.6	27.7	28.0	30.4
25	16.1	17.7	20.5	23.6	25.8	29.9	29.1	27.4	31.9	37.2	41.2	38.3	37.8	40.2	39.9	35.6	30.3	28.0	30.8
30	14.1	16.5	19.5	21.8	24.6	30.7	29.7	29.1	36.2	45.1	50.9	54.1	55.6	53.8	47.3	41.2	33.0	29.0	33.6
35	12.5	15.7	18.2	20.5	24.2	31.4	30.1	30.6	39.3	49.2	60.9	60.1	64.3	64.8	55.9	45.4	36.3	29.8	33.6
40	11.1	14.8	17.0	21.1	25.0	31.0	31.4	33.8	44.0	57.9	69.3	71.5	75.8	67.2	63.2	52.4	41.0	32.3	35.1
45	10.00	14.4	16.4	20.3	23.2	29.5	31.0	35.9	52.1	68.3	76.2	81.0	87.5	82.4	69.3	65.1	48.0	34.5	35.2
50	9.56	13.7	15.8	18.5	23.5	30.4	31.5	39.6	55.8	82.1	94.0	101	102	107	87.4	76.6	48.7	37.1	35.8
55	9.31	12.4	15.3	18.5	22.1	27.7	30.2	40.0	63.1	86.1	106	99.8	90.0	99.9	97.4	83.0	57.1	36.1	33.0
60	8.65	12.0	14.1	16.9	20.7	27.5	30.0	41.1	63.8	95.4	135	126	149	137	120	86.2	55.0	36.2	32.2
65	7.74	11.5	13.6	16.4	19.3	25.2	28.8	41.6	70.0	110	109	120	112	132	119	94.6	56.6	36.2	31.1
70	6.71	10.4	12.8	14.4	18.1	23.7	28.2	40.6	70.3	109	138	127	195	157	132	100	58.5	33.9	28.0
75	5.50	9.57	11.9	13.2	16.8	21.7	26.0	40.8	71.8	102	136	127	123	127	127	104	60.7	34.2	26.5
80	3.81	8.30	10.7	12.0	15.6	19.9	24.1	39.3	74.5	117	148	129	182	171	135	100	59.1	31.7	24.2
85	2.13	5.96	8.68	10.0	13.4	18.1	21.9	37.2	74.3	97.2	108	131	158	159	111	89.7	49.9	28.3	21.0
90	1.99	6.18	8.46	8.64	11.4	14.3	16.8	32.9	73.0	91.8	105	128	152	143	112	90.0	55.3	25.8	17.7
95	1.90	5.08	7.47	9.13	11.9	16.3	19.2	33.2	58.7	79.4	142	112	124	140	126	72.9	45.4	25.9	19.0
100	1.86	2.53	4.45	6.92	9.46	12.7	16.4	32.0	63.5	96.4	156	150	209	139	136	93.2	49.9	26.8	15.7
105	1.81	2.23	2.10	4.74	8.25	10.6	13.9	27.9	52.2	65.9	140	92.0	102	120	97.1	65.6	46.0	22.8	13.8
110	1.77	1.83	2.91	1.95	5.27	8.00	11.3	21.3	43.4	88.8	97.8	149	163	112	88.6	75.7	35.9	18.5	12.0
115	1.69	1.76	3.18	2.53	2.64	4.50	6.84	12.5	31.5	64.5	80.1	103	112	82.5	81.1	60.8	25.3	12.1	7.67
120	1.64	1.70	2.24	3.93	3.39	3.66	4.16	7.72	21.0	63.7	90.2	88.9	154	95.7	82.3	57.1	17.7	6.38	4.05
125	1.58	1.64	1.62	3.13	4.42	5.95	6.68	9.26	19.0	37.1	43.8	69.4	98.3	66.6	59.4	45.8	12.1	5.79	3.92
130	1.54	1.58	1.56	2.17	3.18	4.98	7.05	8.21	9.14	30.6	55.7	50.3	100	76.5	50.6	37.6	7.77	6.99	5.10
135	1.49	1.53	1.51	1.36	1.91	3.24	5.24	5.64	4.76	11.7	22.3	38.8	68.6	50.2	24.3	14.6	4.36	4.80	3.55
140	1.47	1.48	1.47	1.34	1.19	1.31	2.81	2.41	1.06	1.07	10.9	17.3	50.4	28.7	17.4	3.18	1.71	2.85	1.86
145	1.43	1.43	1.42	1.28	1.17	1.01	0.95	0.92	0.96	1.07	1.26	6.58	28.1	15.4	7.65	1.12	0.99	0.94	0.97
150	1.42	1.41	1.38	1.24	1.13	0.99	0.95	0.92	0.96	1.08	1.18	1.27	11.7	2.90	1.27	1.12	0.99	0.94	0.97
155	1.40	1.39	1.36	1.21	1.11	0.97	0.94	0.94	0.96	1.09	1.17	1.27	1.49	1.42	1.27	1.12	0.99	0.94	0.95
160	1.39	1.37	1.32	1.17	1.07	0.96	0.94	0.94	0.97	1.09	1.18	1.27	1.46	1.42	1.27	1.14	1.00	0.94	0.94
165	1.38	1.37	1.29	1.15	1.06	0.95	0.94	0.95	0.97	1.09	1.18	1.27	1.46	1.42	1.27	1.14	1.00	0.94	0.93
170	1.38	1.37	1.27	1.14	1.03	0.95	0.94	0.96	1.01	1.09	1.18	1.26	1.42	1.42	1.27	1.13	1.00	0.94	0.93
175	1.38	1.38	1.26	1.14	1.02	0.95	0.94	0.96	1.02	1.09	1.18	1.24	1.42	1.41	1.27	1.13	1.01	0.94	0.93
180	1.40	1.38	1.26	1.14	1.01	0.95	0.94	0.97	1.02	1.09	1.18	1.23	1.41	1.39	1.26	1.14	1.01	0.94	0.93

C Range: 0 - 360DEG
 C Interval: 15.0DEG
 Test Speed: HIGH
 Temperature:25.3DEG
 Operators:
 Test Date:2022-04-06

γ Range: 0 - 180DEG
 γ Interval: 1.0DEG
 Test System:EVERFINE GO-2000B_V1 SYSTEM V2.0.291
 Humidity:65.0%
 Test Distance:7.500m [K=1.0000]
 Remarks:

LUMINOUS DISTRIBUTION INTENSITY DATA

Test:U:120.0V I:0.1038A P:12.26W PF:0.9842 Lamp Flux:455.584x1 lm		
NAME:ASD-LWS26S-18N12CC-PC-BK 5000K	TYPE:LED	WEIGHT:
SPEC.:	DIM.:	SERIAL No.:
MFR.: ASD Lighting corp	SUR.:	PROTECTION ANGLE:

Table--2

UNIT: cd

C(DEG) γ (DEG)	285	300	315	330	345														
0	25.0	24.8	24.9	25.0	25.2														
5	26.0	26.2	26.3	26.3	26.0														
10	29.9	29.1	26.4	25.1	23.4														
15	31.3	28.1	25.6	23.2	21.3														
20	29.0	26.2	24.4	21.9	19.2														
25	27.8	24.7	22.2	20.1	17.6														
30	29.3	23.9	20.9	19.0	16.3														
35	29.0	24.1	20.0	18.0	15.2														
40	30.1	24.7	19.6	16.8	13.9														
45	29.1	23.8	20.3	16.8	12.7														
50	30.6	22.8	19.0	15.8	12.7														
55	28.1	22.3	17.5	14.9	12.0														
60	26.7	21.0	16.9	14.1	11.2														
65	25.3	19.0	15.9	13.1	10.9														
70	22.6	17.3	14.7	12.3	9.28														
75	20.9	15.8	13.5	11.1	7.65														
80	18.9	14.6	11.5	9.70	6.81														
85	16.5	12.2	9.56	8.01	4.79														
90	13.9	10.8	8.64	8.16	4.79														
95	15.5	11.5	7.99	6.80	3.33														
100	12.2	9.14	7.16	3.74	1.93														
105	10.6	7.80	4.30	2.06	1.87														
110	8.75	5.70	2.05	2.16	1.79														
115	4.90	2.94	2.36	1.83	1.72														
120	3.10	2.58	2.94	1.61	1.65														
125	3.74	3.48	2.07	1.55	1.59														
130	3.93	2.72	1.46	1.49	1.53														
135	2.72	1.35	1.41	1.43	1.48														
140	1.26	1.22	1.36	1.40	1.44														
145	1.11	1.19	1.32	1.34	1.39														
150	1.09	1.15	1.27	1.29	1.35														
155	1.06	1.11	1.23	1.26	1.31														
160	1.03	1.09	1.20	1.22	1.27														
165	1.01	1.04	1.16	1.18	1.25														
170	0.99	1.03	1.13	1.16	1.24														
175	0.98	1.02	1.11	1.16	1.24														
180	0.97	1.01	1.10	1.16	1.24														

C Range: 0 - 360DEG
 C Interval: 15.0DEG
 Test Speed: HIGH
 Temperature:25.3DEG
 Operators:
 Test Date:2022-04-06

γ Range: 0 - 180DEG
 γ Interval: 1.0DEG
 Test System:EVERFINE GO-2000B_V1 SYSTEM V2.0.291
 Humidity:65.0%
 Test Distance:7.500m [K=1.0000]
 Remarks: