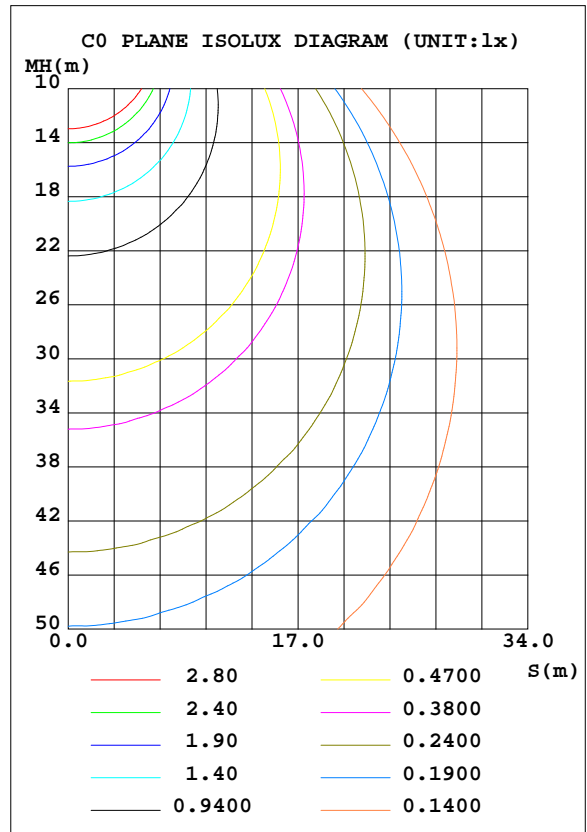
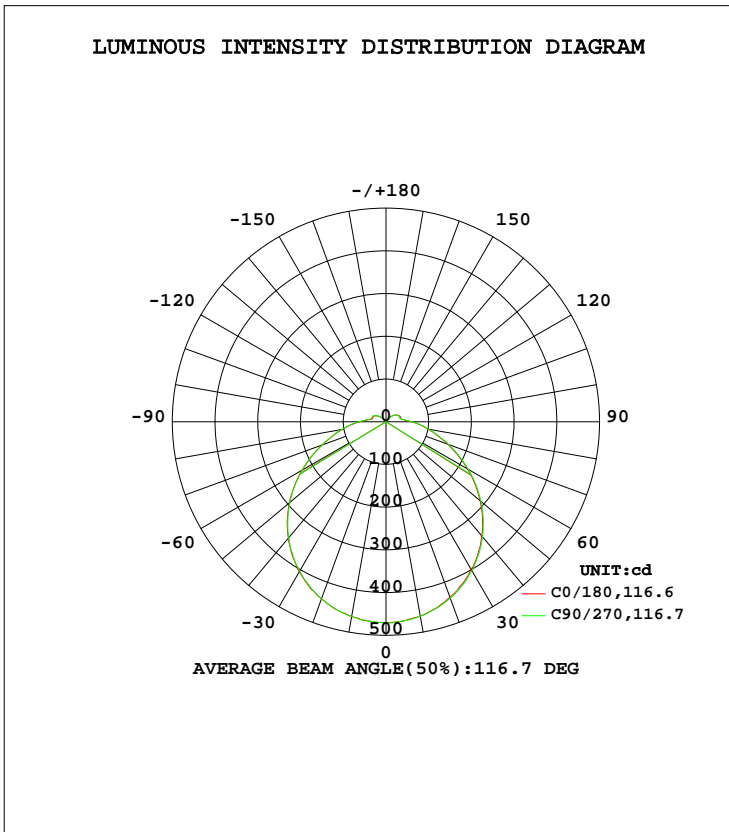


LUMINAIRE PHOTOMETRIC TEST REPORT

Test:U:120.0V I:0.1672A P:19.58W PF:0.9761 Lamp Flux:1661.34x1 lm		
NAME: ASD-LFMDR-MV-12D-20CC-NK(LCL20012D20C)5000K TYPE:N/A		WEIGHT:N/A
SPEC.:N/A	DIM.: N/A	SERIAL No.:N/A
MFR.: ASD Lighting corp	SUR.:N/A	Shielding Angle:N/A

DATA OF LAMP		PHOTOMETRIC DATA Eff: 84.85 lm/W			
MODEL	PSZ2S220624005-10	I _{max} (cd)	471.1	S/MH(C0/180)	1.27
NOMINAL POWER(W)		LOR(%)	100.0	S/MH(C90/270)	1.27
RATED VOLTAGE(V)	120	TOTAL FLUX(lm)	1661.3	η UP, DN(C0-180)	4.8,45.4
NOMINAL FLUX(lm)	1661.34	CIE CLASS	DIRECT	η UP, DN(C180-360)	4.9,44.8
LAMPS INSIDE	1	η up(%)	9.8	CIBSE SHR NOM	1.25
TEST VOLTAGE(V)	120	η down(%)	90.2	CIBSE SHR MAX	1.35



C Range: 0 - 360DEG
 C Interval: 22.5DEG
 Test Speed: HIGH
 Temperature:25.8DEG
 Operators:Carl
 Test Date:2022-06-27

γ Range: 0 - 180DEG
 γ Interval: 1.0DEG
 Test System:EVERFINE GO-R5000_V2 SYSTEM V2.0.351
 Humidity:35%
 Test Distance:2.526m [K=1.0000]
 Remarks:

ZONAL FLUX DIAGRAM

ZONAL FLUX DIAGRAM:

γ	C0	C45	C90	C135	C180	C225	C270	C315	γ	Φ zone	Φ total	%lum,lamp
10	463.0	462.8	462.6	462.6	461.7	461.7	462.0	463.3	0- 10	44.53	44.53	2.68,2.68
20	441.6	441.9	441.2	440.3	437.9	438.8	439.5	440.1	10- 20	128.0	172.5	10.4,10.4
30	405.7	405.4	403.9	403.0	399.0	401.0	403.2	403.4	20- 30	195.2	367.7	22.1,22.1
40	355.8	355.2	354.2	352.8	348.8	349.8	351.4	353.0	30- 40	237.5	605.2	36.4,36.4
50	295.1	294.8	294.0	292.7	288.3	288.7	290.4	292.3	40- 50	249.6	854.8	51.5,51.5
60	226.9	226.3	226.0	225.0	219.9	220.7	222.5	223.7	50- 60	231.1	1086	65.4,65.4
70	159.5	158.8	158.9	159.1	154.0	154.2	156.6	156.8	60- 70	188.1	1274	76.7,76.7
80	104.1	103.7	105.1	105.8	100.6	99.72	102.0	102.1	70- 80	135.9	1410	84.9,84.9
90	62.18	62.22	64.26	65.15	60.00	59.16	61.57	60.98	80- 90	89.02	1499	90.2,90.2
100	35.71	36.34	37.87	38.83	37.18	36.10	36.38	35.38	90-100	51.70	1551	93.3,93.3
110	32.66	32.91	34.65	36.13	35.57	34.12	33.75	33.25	100-110	36.53	1587	95.5,95.5
120	28.28	27.42	29.48	32.07	31.40	30.54	30.25	29.30	110-120	32.38	1619	97.5,97.5
130	18.23	16.96	18.64	22.18	23.88	23.73	22.92	19.75	120-130	23.00	1642	98.9,98.9
140	8.911	6.998	8.250	11.23	13.11	14.55	12.34	9.784	130-140	12.20	1655	99.6,99.6
150	3.410	2.687	2.807	4.051	4.817	5.993	5.133	5.045	140-150	4.422	1659	99.9,99.9
160	3.085	1.981	2.789	2.970	1.925	2.361	2.241	2.648	150-160	1.449	1661	100,100
170	2.568	1.543	2.680	2.015	1.427	1.640	1.924	1.938	160-170	0.6527	1661	100,100
180	0.7798	0.7265	0.6434	0.7771	0.7851	0.7858	0.7899	0.7834	170-180	0.1577	1661	100,100
DEG	LUMINOUS INTENSITY:cd									UNIT:lm		

Conical surface Flux(90deg): 730.44 lm

%lum = 44.0%
%lamp = 44.0%

Conical surface Flux(120deg): 1085.9 lm

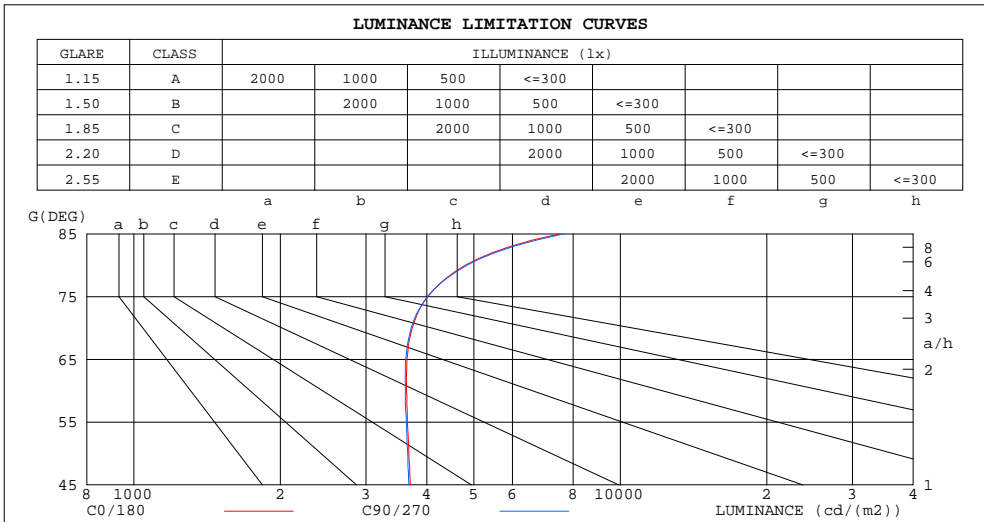
%lum = 65.4%
%lamp = 65.4%

C Range: 0 - 360DEG
C Interval: 22.5DEG
Test Speed: HIGH
Temperature:25.8DEG
Operators:Carl
Test Date:2022-06-27

γ Range: 0 - 180DEG
γ Interval: 1.0DEG
Test System:EVERFINE GO-R5000_V2 SYSTEM V2.0.351
Humidity:35%
Test Distance:2.526m [K=1.0000]
Remarks:

LUMINANCE LIMITATION CURVES

Test:U:120.0V I:0.1672A P:19.58W PF:0.9761 Lamp Flux:1661.34x1 lm		
NAME: ASD-LFMDR-MV-12D-20CC-NK(LCL20012D20C)5000K TYPE:N/A	WEIGHT:N/A	
SPEC.:N/A	DIM.: N/A	SERIAL No.:N/A
MFR.: ASD Lighting corp	SUR.:N/A	Shielding Angle:N/A



LUMINANCE cd/(m2)		
G(DEG)	C0/180	C90/270
85	7516	7661
80	4798	4839
75	4012	4015
70	3734	3715
65	3643	3620
60	3634	3614
55	3648	3631
50	3676	3657
45	3701	3676

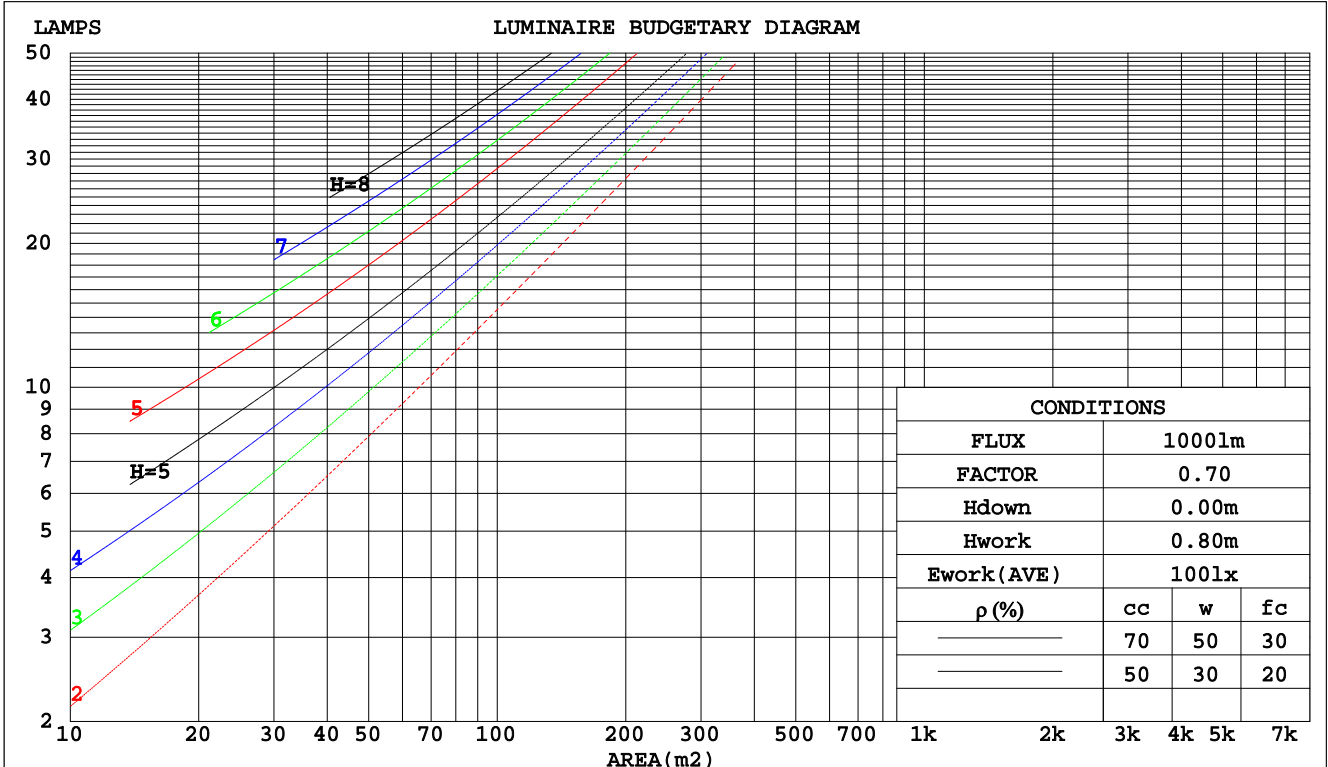
C Range: 0 - 360DEG
 C Interval: 22.5DEG
 Test Speed: HIGH
 Temperature:25.8DEG
 Operators:Carl
 Test Date:2022-06-27

γ Range: 0 - 180DEG
 γ Interval: 1.0DEG
 Test System:EVERFINE GO-R5000_V2 SYSTEM V2.0.351
 Humidity:35%
 Test Distance:2.526m [K=1.0000]
 Remarks:

CU AND LUMINAIRE BUDGETARY ESTIMATE DIAGRAM

Test:U:120.0V I:0.1672A P:19.58W PF:0.9761 Lamp Flux:1661.34x1 lm		
NAME: ASD-LFMDR-MV-12D-20CC-NK(LCL20012D20C)5000K TYPE:N/A		WEIGHT:N/A
SPEC.:N/A	DIM.: N/A	SERIAL No.:N/A
MFR.: ASD Lighting corp	SUR.:N/A	Shielding Angle:N/A

pcc	80%			70%			50%			30%			10%			0
	50%	30%	10%	50%	30%	10%	50%	30%	10%	50%	30%	10%	50%	30%	10%	0
pw																0
pfc	20%			20%			20%			20%			20%			0
RCR	RCR:Room Cavity Ratio						Coefficients of Utilization(CU)									
0.0	1.17	1.17	1.17	1.13	1.13	1.13	1.06	1.06	1.06	.99	.99	.99	.93	.93	.93	.90
1.0	.99	.94	.90	.96	.92	.88	.90	.86	.83	.84	.81	.79	.79	.77	.75	.72
2.0	.86	.78	.72	.83	.76	.70	.78	.72	.67	.73	.68	.64	.69	.65	.61	.59
3.0	.75	.66	.59	.73	.65	.58	.68	.61	.56	.64	.58	.54	.60	.56	.52	.49
4.0	.66	.57	.50	.64	.56	.49	.60	.53	.47	.57	.51	.46	.53	.48	.44	.41
5.0	.59	.50	.43	.57	.48	.42	.54	.46	.41	.51	.44	.39	.48	.42	.38	.36
6.0	.53	.44	.37	.51	.43	.37	.49	.41	.35	.46	.39	.34	.43	.38	.33	.31
7.0	.48	.39	.33	.47	.38	.32	.44	.37	.31	.42	.35	.30	.40	.34	.29	.27
8.0	.44	.35	.29	.42	.34	.29	.40	.33	.28	.38	.32	.27	.36	.31	.26	.24
9.0	.40	.32	.26	.39	.31	.26	.37	.30	.25	.35	.29	.24	.34	.28	.24	.22
10.0	.37	.29	.23	.36	.28	.23	.34	.27	.23	.33	.26	.22	.31	.26	.22	.20



C Range: 0 - 360DEG
 C Interval: 22.5DEG
 Test Speed: HIGH
 Temperature:25.8DEG
 Operators:Carl
 Test Date:2022-06-27

γ Range: 0 - 180DEG
 γ Interval: 1.0DEG
 Test System:EVERFINE GO-R5000_V2 SYSTEM V2.0.351
 Humidity:35%
 Test Distance:2.526m [K=1.0000]
 Remarks:

WEC AND CCEC

Test:U:120.0V I:0.1672A P:19.58W PF:0.9761 Lamp Flux:1661.34x1 lm		
NAME: ASD-LFMDR-MV-12D-20CC-NK(LCL20012D20C)5000K TYPE:N/A		WEIGHT:N/A
SPEC.:N/A	DIM.: N/A	SERIAL No.:N/A
MFR.: ASD Lighting corp	SUR.:N/A	Shielding Angle:N/A

ρcc	80%			70%			50%			30%			10%			0
ρw	50%	30%	10%	50%	30%	10%	50%	30%	10%	50%	30%	10%	50%	30%	10%	0
ρfc	20%			20%			20%			20%			20%			0
RCR	RCR:Room Cavity Ratio						Wall Exitance Coefficients(WEC)									
0.0																
1.0	.353	.201	.064	.343	.195	.062	.324	.186	.059	.306	.177	.057	.290	.168	.054	
2.0	.314	.172	.053	.305	.168	.052	.288	.160	.050	.273	.153	.048	.258	.146	.046	
3.0	.284	.151	.045	.276	.148	.044	.260	.141	.043	.246	.135	.041	.233	.129	.040	
4.0	.258	.134	.039	.251	.131	.039	.237	.126	.038	.224	.120	.036	.212	.115	.035	
5.0	.236	.120	.035	.230	.118	.034	.217	.113	.033	.206	.108	.032	.195	.104	.031	
6.0	.218	.109	.031	.212	.107	.031	.200	.103	.030	.190	.099	.029	.180	.095	.028	
7.0	.201	.100	.028	.196	.098	.028	.186	.094	.027	.176	.090	.026	.167	.087	.026	
8.0	.187	.092	.026	.183	.090	.025	.173	.087	.025	.165	.083	.024	.156	.080	.023	
9.0	.175	.085	.024	.171	.083	.023	.162	.080	.023	.154	.077	.022	.147	.074	.022	
10.0	.164	.079	.022	.160	.077	.022	.152	.075	.021	.145	.072	.020	.138	.069	.020	

ρcc	80%			70%			50%			30%			10%			0
ρw	50%	30%	10%	50%	30%	10%	50%	30%	10%	50%	30%	10%	50%	30%	10%	0
ρfc	20%			20%			20%			20%			20%			0
RCR	RCR:Room Cavity Ratio						Ceiling Cavity Exitance Coefficients(CCEC)									
0.0	.265	.265	.265	.226	.226	.226	.155	.155	.155	.089	.089	.089	.028	.028	.028	
1.0	.258	.231	.206	.221	.198	.177	.151	.136	.123	.087	.079	.071	.028	.025	.023	
2.0	.251	.207	.171	.215	.179	.148	.147	.124	.103	.085	.072	.060	.027	.023	.020	
3.0	.243	.190	.148	.208	.164	.129	.143	.114	.090	.083	.067	.053	.027	.022	.017	
4.0	.235	.178	.133	.202	.153	.116	.139	.107	.082	.080	.063	.048	.026	.020	.016	
5.0	.228	.167	.123	.196	.145	.107	.135	.101	.076	.078	.059	.045	.025	.019	.015	
6.0	.220	.159	.115	.189	.138	.101	.131	.097	.071	.076	.057	.042	.024	.019	.014	
7.0	.213	.153	.110	.184	.132	.096	.127	.093	.068	.074	.055	.040	.024	.018	.013	
8.0	.207	.147	.106	.178	.127	.092	.123	.089	.065	.072	.053	.039	.023	.017	.013	
9.0	.201	.142	.102	.173	.123	.089	.120	.087	.063	.070	.051	.038	.023	.017	.013	
10.0	.195	.138	.100	.168	.120	.087	.117	.084	.062	.068	.050	.037	.022	.016	.012	

C Range: 0 - 360DEG
 C Interval: 22.5DEG
 Test Speed: HIGH
 Temperature:25.8DEG
 Operators:Carl
 Test Date:2022-06-27

γ Range: 0 - 180DEG
 γ Interval: 1.0DEG
 Test System:EVERFINE GO-R5000_V2 SYSTEM V2.0.351
 Humidity:35%
 Test Distance:2.526m [K=1.0000]
 Remarks:

UGR(Unified Glare Rating) Table

Test:U:120.0V I:0.1672A P:19.58W PF:0.9761 Lamp Flux:1661.34x1 lm										
NAME: ASD-LFMDR-MV-12D-20CC-NK(LCL20012D20C)5000K TYPE:N/A									WEIGHT:N/A	
SPEC.:N/A					DIM.: N/A			SERIAL No.:N/A		
MFR.: ASD Lighting corp					SUR.:N/A			Shielding Angle:N/A		
ceiling/cavity	0.7	0.7	0.5	0.5	0.3	0.7	0.7	0.5	0.5	0.3
walls	0.5	0.3	0.5	0.3	0.3	0.5	0.3	0.5	0.3	0.3
working plane	0.2	0.2	0.2	0.2	0.2	0.2	0.2	0.2	0.2	0.2
Room dimensions	Viewed crosswise					Viewed endwise				
x = 2H y = 2H	16.7	18.2	17.1	18.6	19.0	16.7	18.2	17.1	18.5	18.9
3H	18.5	19.9	19.0	20.3	20.7	18.5	19.8	19.0	20.2	20.7
4H	19.4	20.7	19.9	21.1	21.6	19.4	20.7	19.9	21.1	21.6
6H	20.4	21.6	20.8	22.0	22.5	20.4	21.5	20.8	22.0	22.5
8H	20.9	22.0	21.3	22.5	23.0	20.9	22.0	21.3	22.5	23.0
12H	21.4	22.5	21.9	23.0	23.5	21.4	22.5	21.9	23.0	23.5
4H 2H	17.4	18.6	17.8	19.1	19.5	17.4	18.6	17.8	19.0	19.5
3H	19.4	20.5	19.9	21.0	21.5	19.4	20.5	19.9	20.9	21.5
4H	20.5	21.5	21.0	22.0	22.5	20.4	21.4	21.0	21.9	22.5
6H	21.6	22.5	22.1	23.0	23.6	21.6	22.5	22.1	23.0	23.6
8H	22.2	23.0	22.7	23.6	24.1	22.2	23.0	22.7	23.6	24.1
12H	22.8	23.6	23.4	24.2	24.8	22.9	23.6	23.4	24.2	24.8
8H 4H	20.9	21.7	21.4	22.2	22.8	20.8	21.7	21.4	22.2	22.8
6H	22.2	22.9	22.8	23.5	24.2	22.2	22.9	22.8	23.5	24.1
8H	23.0	23.6	23.6	24.2	24.9	23.0	23.6	23.6	24.2	24.9
12H	23.9	24.4	24.5	25.1	25.7	23.9	24.5	24.5	25.1	25.8
12H 4H	20.9	21.7	21.5	22.3	22.9	20.9	21.7	21.5	22.3	22.9
6H	22.4	23.0	23.0	23.6	24.3	22.4	23.0	23.0	23.6	24.3
8H	23.3	23.8	23.9	24.4	25.1	23.3	23.8	23.9	24.4	25.1
Variations with the observer position at spacings:										
S = 1.0H	+ 0.1 / - 0.1					+ 0.1 / - 0.1				
1.5H	+ 0.2 / - 0.3					+ 0.2 / - 0.3				
2.0H	+ 0.2 / - 0.3					+ 0.2 / - 0.3				

CIE Pub.117 Corrected 1661 lm Total Lamp Luminous Flux.(8log(F/F0) = 1.8)

C Range: 0 - 360DEG
 C Interval: 22.5DEG
 Test Speed: HIGH
 Temperature:25.8DEG
 Operators:Carl
 Test Date:2022-06-27

γ Range: 0 - 180DEG
 γ Interval: 1.0DEG
 Test System:EVERFINE GO-R5000_V2 SYSTEM V2.0.351
 Humidity:35%
 Test Distance:2.526m [K=1.0000]
 Remarks:

UTILIZATION FACTORS TABLE

Test:U:120.0V I:0.1672A P:19.58W PF:0.9761 Lamp Flux:1661.34x1 lm		
NAME: ASD-LFMDR-MV-12D-20CC-NK(LCL20012D20C)5000K TYPE:N/A	WEIGHT:N/A	
SPEC.:N/A	DIM.: N/A	SERIAL No.:N/A
MFR.: ASD Lighting corp	SUR.:N/A	Shielding Angle:N/A

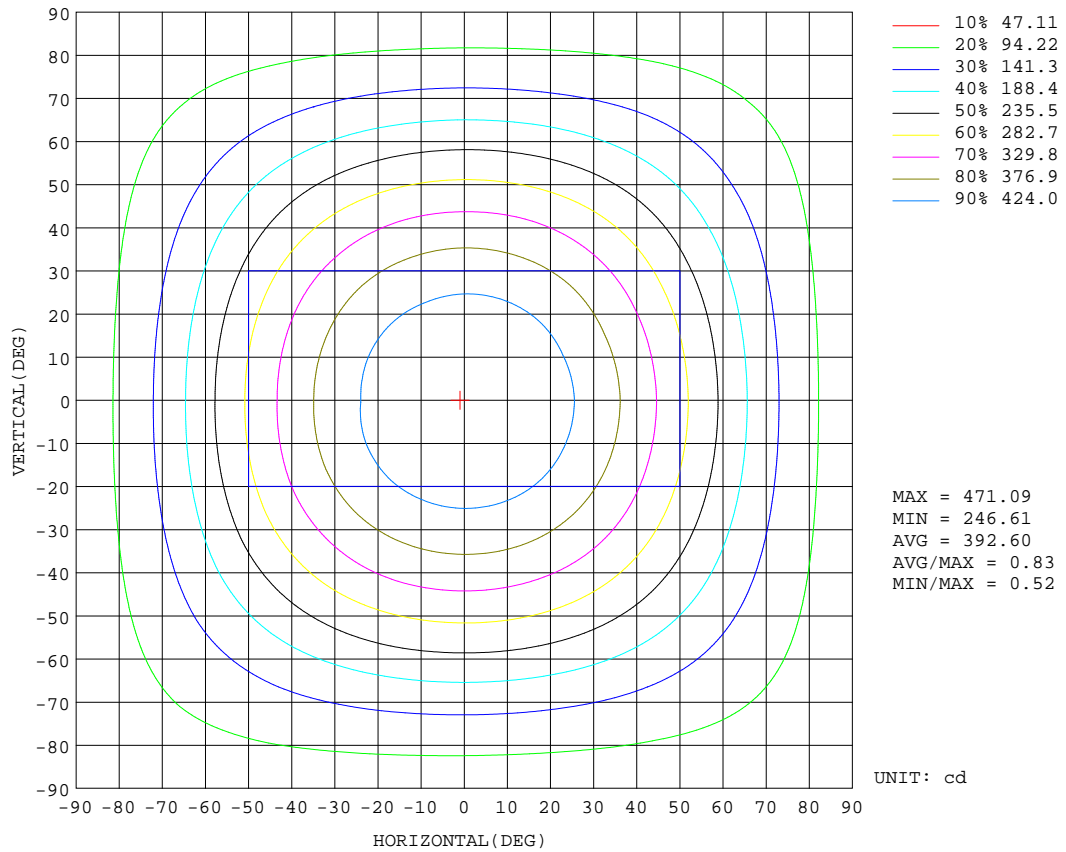
REFLECTANCE										
Ceiling	0.8	0.8	0.8	0.7	0.7	0.7	0.5	0.5	0.5	0
Walls	0.7	0.5	0.3	0.7	0.5	0.3	0.7	0.5	0.3	0
Working plane	0.2	0.2	0.2	0.2	0.2	0.2	0.2	0.2	0.2	0
ROOM INDEX	UTILIZATION FACTORS(PERCENT) $k(RI) \times RCR = 5$									
k = 0.60	52	40	33	52	40	33	50	39	33	26
0.80	62	50	42	61	49	42	58	48	41	34
1.00	70	58	50	68	57	50	65	58	49	41
1.25	77	65	57	75	64	57	72	62	56	47
1.50	82	71	63	80	70	62	76	67	61	52
2.00	89	79	72	87	77	71	82	74	68	58
2.50	93	84	77	90	82	76	85	78	73	62
3.00	97	89	82	94	86	80	88	82	77	66
4.00	101	94	88	98	92	86	92	87	83	71
5.00	104	98	93	100	95	90	94	90	86	74
ROOM INDEX	UF(total)									Direct
According to DIN EN 13032-2 2004			Suspended				SHRNOM = 1.25			

C Range: 0 - 360DEG
 C Interval: 22.5DEG
 Test Speed: HIGH
 Temperature:25.8DEG
 Operators:Carl
 Test Date:2022-06-27

γ Range: 0 - 180DEG
 γ Interval: 1.0DEG
 Test System:EVERFINE GO-R5000_V2 SYSTEM V2.0.351
 Humidity:35%
 Test Distance:2.526m [K=1.0000]
 Remarks:

ISOCANDELA DIAGRAM

Test:U:120.0V I:0.1672A P:19.58W PF:0.9761 Lamp Flux:1661.34x1 lm		
NAME: ASD-LFMDR-MV-12D-20CC-NK(LCL20012D20C)5000K TYPE:N/A	WEIGHT:N/A	
SPEC.:N/A	DIM.: N/A	SERIAL No.:N/A
MFR.: ASD Lighting corp	SUR.:N/A	Shielding Angle:N/A

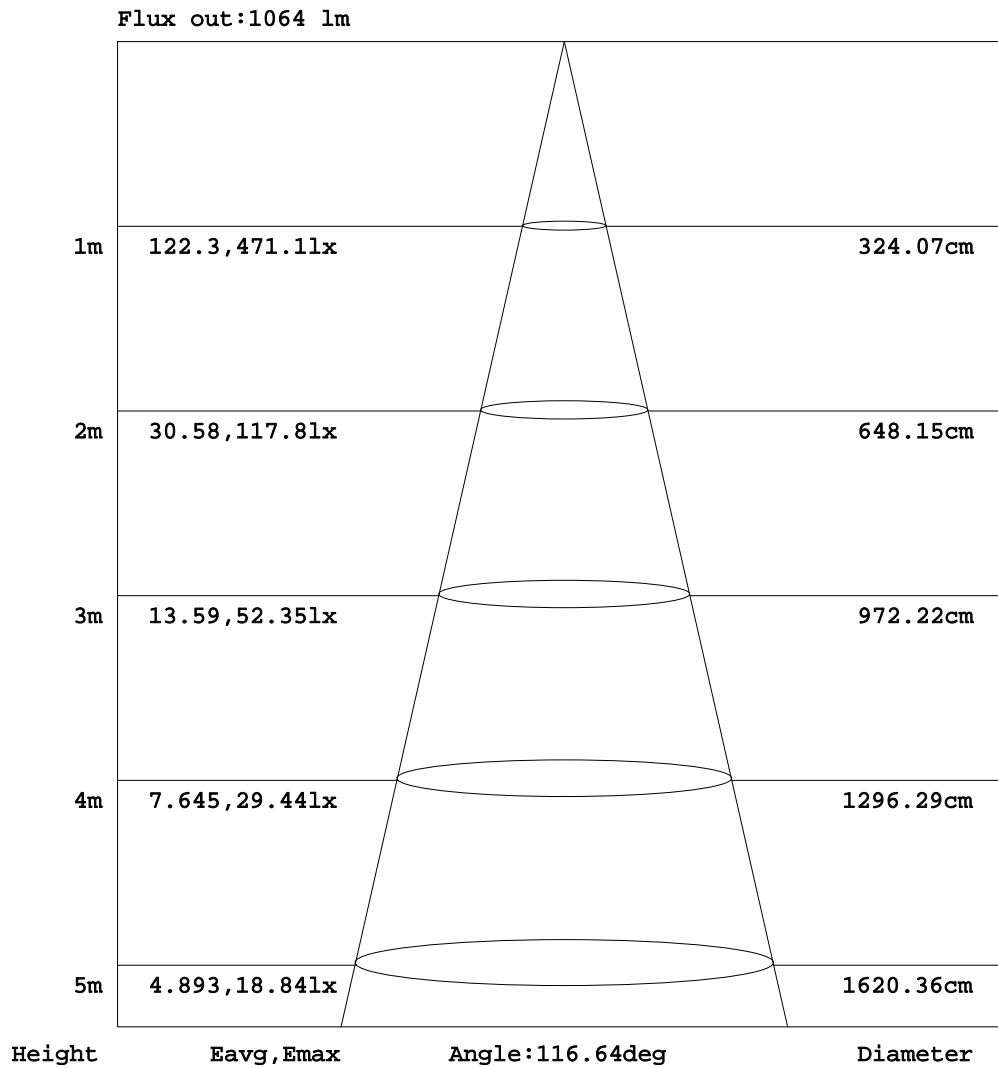


C Range: 0 - 360DEG
 C Interval: 22.5DEG
 Test Speed: HIGH
 Temperature:25.8DEG
 Operators:Carl
 Test Date:2022-06-27

γ Range: 0 - 180DEG
 γ Interval: 1.0DEG
 Test System:EVERFINE GO-R5000_V2 SYSTEM V2.0.351
 Humidity:35%
 Test Distance:2.526m [K=1.0000]
 Remarks:

AAI Figure

Test:U:120.0V I:0.1672A P:19.58W PF:0.9761 Lamp Flux:1661.34x1 lm		
NAME: ASD-LFMDR-MV-12D-20CC-NK(LCL20012D20C)5000K TYPE:N/A	WEIGHT:N/A	
SPEC.:N/A	DIM.: N/A	SERIAL No.:N/A
MFR.: ASD Lighting corp	SUR.:N/A	Shielding Angle:N/A



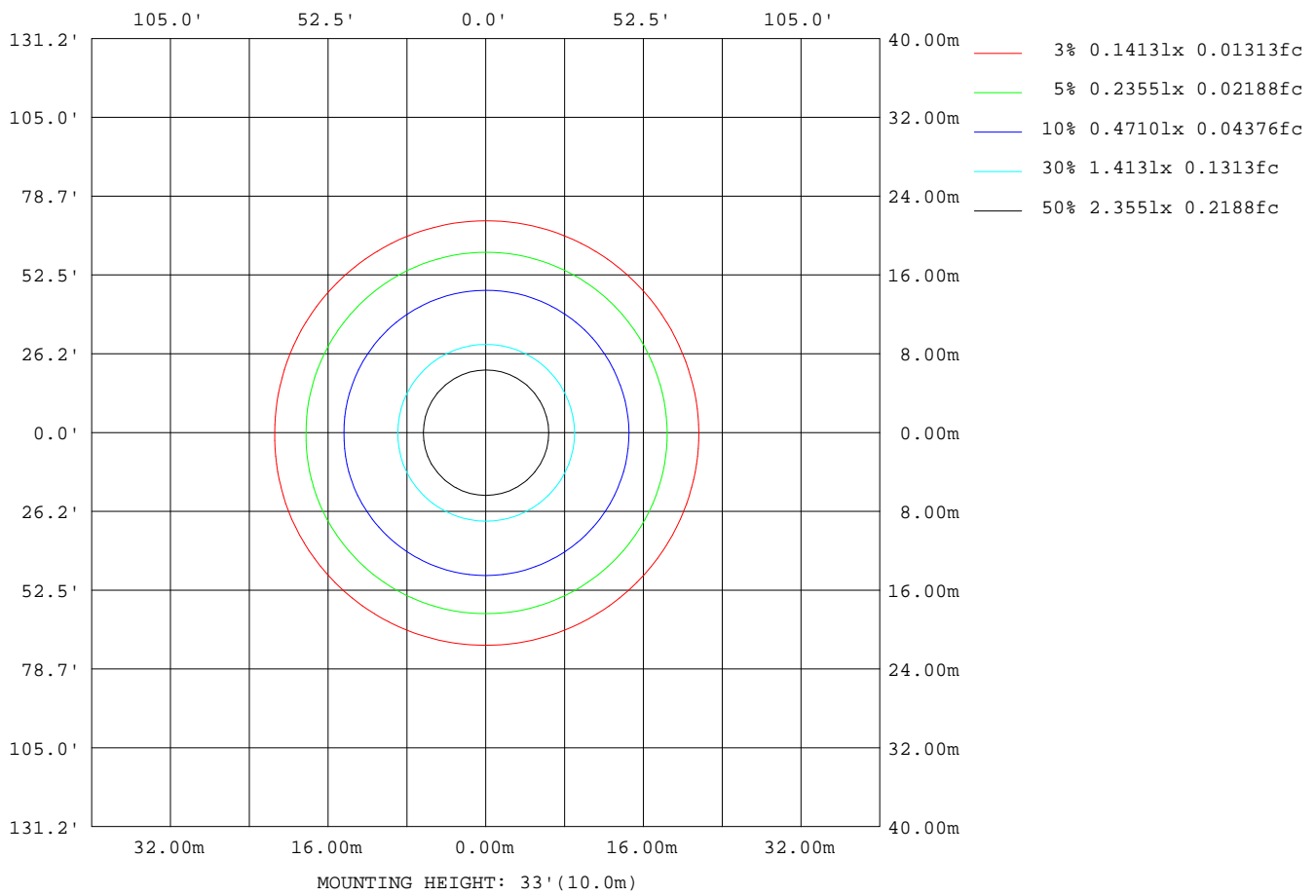
Note:The Curves indicate the illuminated area and the average illumination when the luminaire is at different distance.

C Range: 0 - 360DEG
 C Interval: 22.5DEG
 Test Speed: HIGH
 Temperature:25.8DEG
 Operators:Carl
 Test Date:2022-06-27

γ Range: 0 - 180DEG
 γ Interval: 1.0DEG
 Test System:EVERFINE GO-R5000_V2 SYSTEM V2.0.351
 Humidity:35%
 Test Distance:2.526m [K=1.0000]
 Remarks:

ISOLUX DIAGRAM

Test:U:120.0V I:0.1672A P:19.58W PF:0.9761 Lamp Flux:1661.34x1 lm		
NAME: ASD-LFMDR-MV-12D-20CC-NK(LCL20012D20C)5000K TYPE:N/A	WEIGHT:N/A	
SPEC.:N/A	DIM.: N/A	SERIAL No.:N/A
MFR.: ASD Lighting corp	SUR.:N/A	Shielding Angle:N/A



C Range: 0 - 360DEG
 C Interval: 22.5DEG
 Test Speed: HIGH
 Temperature:25.8DEG
 Operators:Carl
 Test Date:2022-06-27

γ Range: 0 - 180DEG
 γ Interval: 1.0DEG
 Test System:EVERFINE GO-R5000_V2 SYSTEM V2.0.351
 Humidity:35%
 Test Distance:2.526m [K=1.0000]
 Remarks:

LED Avg.L Report

Test:U:120.0V I:0.1672A P:19.58W PF:0.9761 Lamp Flux:1661.34x1 lm		
NAME: ASD-LFMDR-MV-12D-20CC-NK(LCL20012D20C)5000K TYPE:N/A	WEIGHT:N/A	
SPEC.:N/A	DIM.: N/A	SERIAL No.:N/A
MFR.: ASD Lighting corp	SUR.:N/A	Shielding Angle:N/A

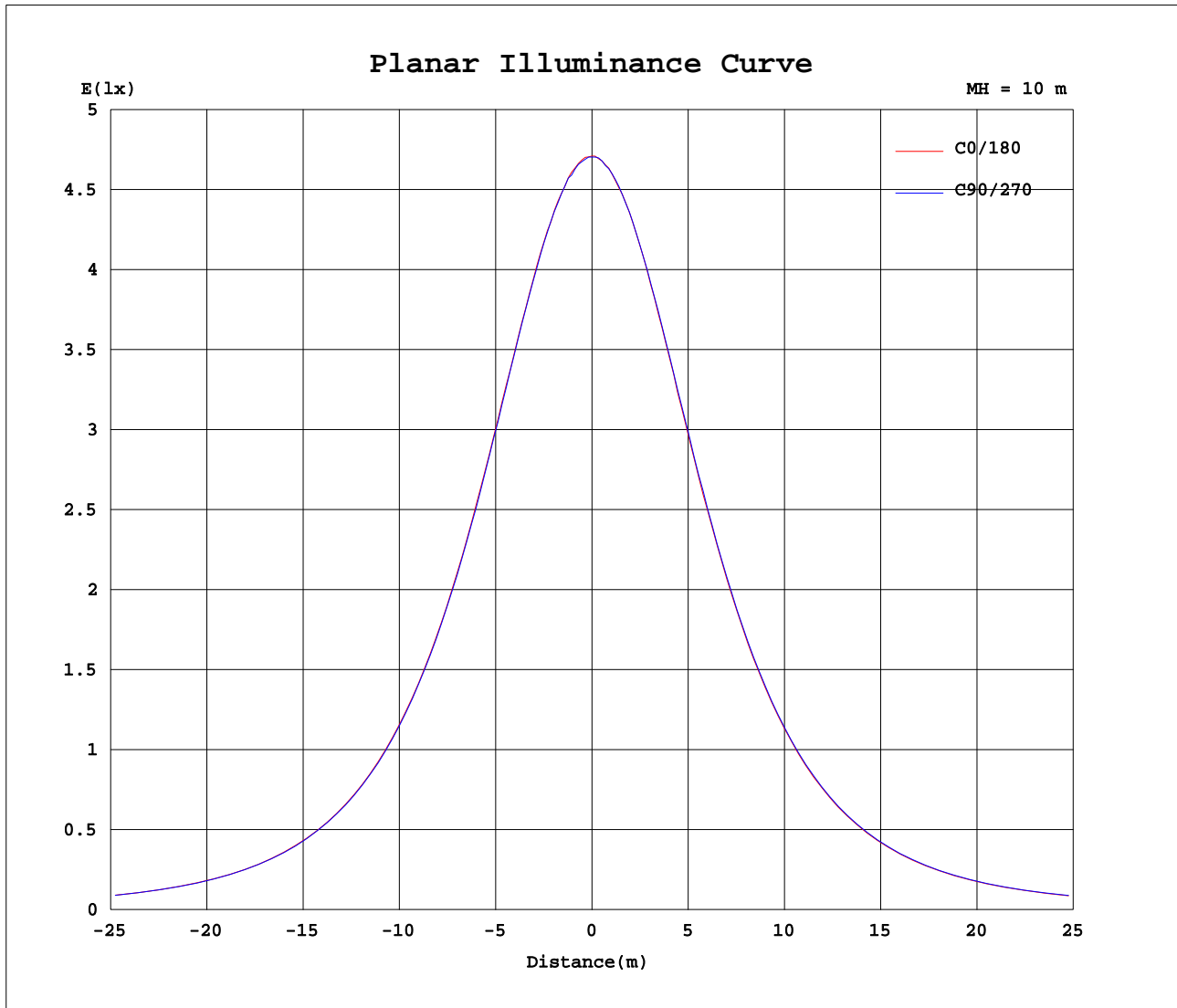
AvgL	cd/m2
L_0~180(65)av	3575
L_0~180(75)av	3931
L_0~180(85)av	7382
L_90~270(65)av	3594
L_90~270(75)av	3966
L_90~270(85)av	7519
L_45(65)av	3583
L_45(75)av	3951
L_45(85)av	7451

Standard: GB/T 29293-2012

C Range: 0 - 360DEG
 C Interval: 22.5DEG
 Test Speed: HIGH
 Temperature:25.8DEG
 Operators:Carl
 Test Date:2022-06-27

γ Range: 0 - 180DEG
 γ Interval: 1.0DEG
 Test System:EVERFINE GO-R5000_V2 SYSTEM V2.0.351
 Humidity:35%
 Test Distance:2.526m [K=1.0000]
 Remarks:

Planar Illuminance Curve



C Range: 0 - 360DEG
 C Interval: 22.5DEG
 Test Speed: HIGH
 Temperature: 25.8DEG
 Operators: Carl
 Test Date: 2022-06-27

γ Range: 0 - 180DEG
 γ Interval: 1.0DEG
 Test System: EVERFINE GO-R5000_V2 SYSTEM V2.0.351
 Humidity: 35%
 Test Distance: 2.526m [K=1.0000]
 Remarks:

LUMINOUS DISTRIBUTION INTENSITY DATA

Test:U:120.0V I:0.1672A P:19.58W PF:0.9761 Lamp Flux:1661.34x1 lm		
NAME: ASD-LFMDR-MV-12D-20CC-NK(LCL20012D20C)5000K TYPE:N/A		WEIGHT:N/A
SPEC.:N/A	DIM.: N/A	SERIAL No.:N/A
MFR.: ASD Lighting corp	SUR.:N/A	Shielding Angle:N/A

Table--1

UNIT: cd

C(DEG)\ γ (DEG)	0	22.5	45	67.5	90	112.5	135	157.5	180	202.5	225	247.5	270	292.5	315	337.5			
0	470	470	470	470	470	470	470	470	470	470	470	470	470	470	470	470			
5	468	468	469	468	468	469	468	469	468	467	468	468	468	469	469	469			
10	463	463	463	464	463	462	463	462	462	461	462	462	462	463	463	463			
15	455	454	455	453	454	454	453	454	452	452	452	452	453	454	453	454			
20	442	441	442	441	441	441	440	440	438	437	439	439	440	440	440	440			
25	426	425	425	425	424	424	424	424	420	421	421	422	423	424	424	425			
30	406	405	405	404	404	404	403	403	399	400	401	402	403	403	403	404			
35	382	382	382	381	380	380	380	380	376	376	377	377	378	379	380	381			
40	356	355	355	355	354	354	353	353	349	349	350	351	351	353	353	354			
45	327	327	326	326	325	325	324	325	320	320	321	321	322	323	324	325			
50	295	295	295	295	294	293	293	292	288	288	289	289	290	291	292	292			
55	261	261	262	261	260	260	259	259	254	254	255	256	257	258	258	259			
60	227	227	226	226	226	226	225	225	220	220	221	221	222	223	224	225			
65	192	192	192	191	191	191	191	190	186	186	186	188	189	189	189	190			
70	160	159	159	159	159	159	159	158	154	154	154	155	157	157	157	157			
75	130	130	129	129	130	131	131	130	125	124	125	126	127	127	127	127			
80	104	104	104	104	105	106	106	105	101	99.5	99.7	101	102	102	102	102			
85	81.8	81.7	81.7	82.4	83.5	84.2	84.5	83.2	79.1	78.4	78.4	79.5	80.4	80.7	80.3	80.0			
90	62.2	62.3	62.2	63.0	64.3	64.9	65.2	64.0	60.0	59.0	59.2	60.6	61.6	61.4	61.0	60.6			
95	46.1	46.0	46.2	46.7	47.8	49.0	49.0	48.6	45.4	44.2	44.6	45.6	46.3	45.8	45.1	44.7			
100	35.7	35.6	36.3	36.7	37.9	39.1	38.8	38.9	37.2	36.0	36.1	36.0	36.4	36.4	35.4	35.4			
105	32.5	32.3	32.9	33.7	34.8	35.9	36.2	36.6	35.8	34.8	34.3	33.8	33.6	33.5	33.2	32.8			
110	32.7	32.5	32.9	33.6	34.7	35.7	36.1	36.4	35.6	34.6	34.1	33.9	33.8	33.6	33.2	32.8			
115	31.6	31.4	31.2	32.2	33.3	34.3	34.9	35.0	34.2	33.4	33.0	32.8	32.7	32.6	32.1	31.7			
120	28.3	27.9	27.4	28.2	29.5	31.1	32.1	32.2	31.4	30.9	30.5	30.3	30.2	29.8	29.3	28.6			
125	23.5	23.0	22.4	22.8	24.3	26.0	27.9	28.5	28.0	27.8	27.4	27.2	27.1	26.4	25.0	23.8			
130	18.2	17.5	17.0	17.1	18.6	20.4	22.2	23.9	23.9	24.0	23.7	23.5	22.9	21.2	19.8	18.6			
135	13.0	12.1	11.5	11.4	12.9	14.5	16.3	18.1	18.7	19.3	19.4	19.0	17.6	15.9	14.5	14.8			
140	8.91	7.54	7.00	6.85	8.25	9.26	11.2	12.3	13.1	14.1	14.5	13.6	12.3	11.1	9.78	8.87			
145	5.39	5.09	4.55	3.61	6.14	5.81	6.73	8.60	8.29	8.86	9.59	8.93	8.09	7.12	6.57	5.64			
150	3.41	4.01	2.69	2.28	2.81	3.35	4.05	5.07	4.82	5.09	5.99	5.35	5.13	5.20	5.04	3.49			
155	3.04	4.15	2.54	2.43	3.62	2.80	2.84	2.84	2.61	2.75	3.56	2.53	5.52	2.73	2.86	2.56			
160	3.09	2.67	1.98	2.17	2.79	2.93	2.97	2.68	1.93	1.91	2.36	1.69	2.24	2.09	2.65	2.61			
165	2.90	2.30	1.82	2.18	2.73	2.95	2.36	2.47	1.84	1.83	1.99	2.21	2.46	1.77	2.55	2.51			
170	2.57	1.74	1.54	2.20	2.68	2.35	2.02	2.34	1.43	1.54	1.64	1.81	1.92	1.87	1.94	2.41			
175	2.13	1.29	1.09	1.12	1.73	1.80	2.17	2.19	1.30	1.30	1.46	1.62	1.66	1.28	1.03	1.68			
180	0.78	0.78	0.73	0.29	0.64	0.74	0.78	0.78	0.79	0.78	0.79	0.79	0.79	0.79	0.78	0.79			

C Range: 0 - 360DEG
 C Interval: 22.5DEG
 Test Speed: HIGH
 Temperature:25.8DEG
 Operators:Carl
 Test Date:2022-06-27

γ Range: 0 - 180DEG
 γ Interval: 1.0DEG
 Test System:EVERFINE GO-R5000_V2 SYSTEM V2.0.351
 Humidity:35%
 Test Distance:2.526m [K=1.0000]
 Remarks: