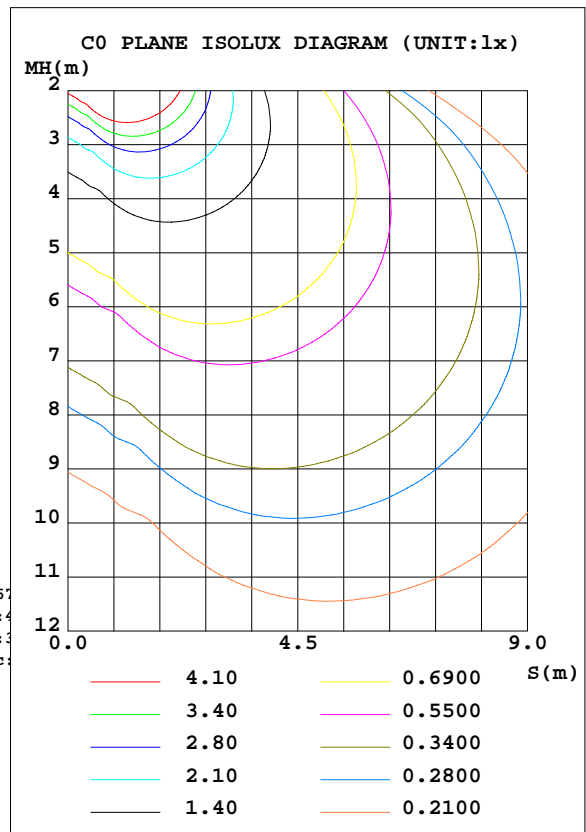
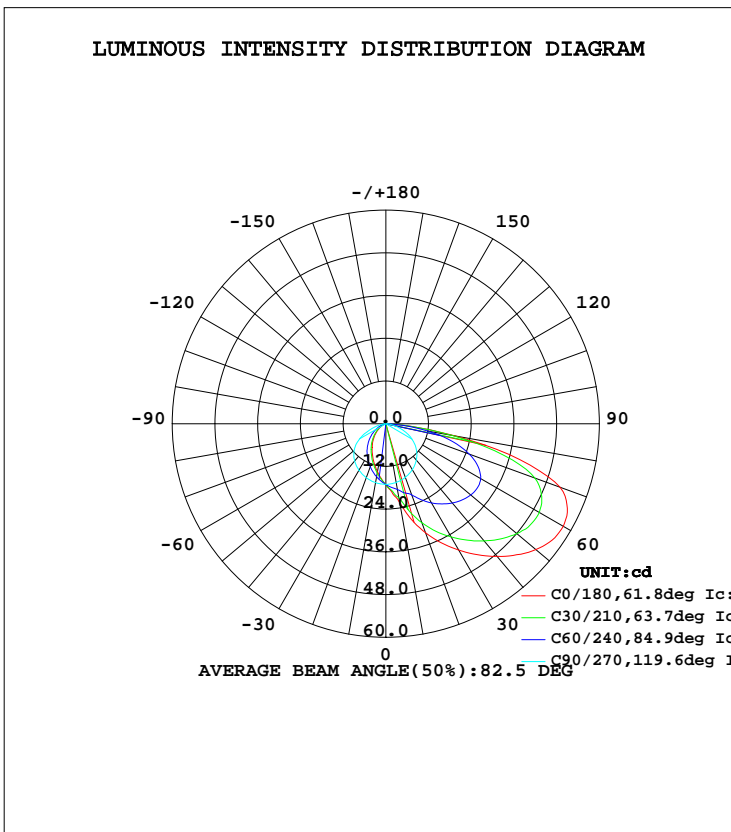


LUMINAIRE PHOTOMETRIC TEST REPORT

Test:U:120.0V I:0.0242A P:2.697W PF:0.9268 Lamp Flux:103.37lx1 lm		
NAME: ASD-LSTL-H01W-N3CC-PC-BZ/WH/BK 4000K	TYPE:LED	WEIGHT:
SPEC.:	DIM.:	SERIAL No.:
MFR.: ASD Lighting corp	SUR.:	PROTECTION ANGLE:

DATA OF LAMP		PHOTOMETRIC DATA Eff: 38.33 lm/W			
MODEL ASD-LSTL-H01W-N3CC-BK		Imax(cd)	57.58	S/MH(C0/180)	0.74
NOMINAL POWER(W)	3	LOR(%)	100.0	S/MH(C90/270)	1.32
RATED VOLTAGE(V)	120	TOTAL FLUX(lm)	103.37	η UP, DN(C0-180)	1.0,53.0
NOMINAL FLUX(lm)	103.371	CIE CLASS	DIRECT	η UP, DN(C180-360)	1.1,44.9
LAMPS INSIDE	1	η up(%)	2.1	CIBSE SHR NOM	1.25
TEST VOLTAGE(V)	120	η down(%)	97.9	CIBSE SHR MAX	1.35



C Range: 0 - 360DEG
 C Interval: 15.0DEG
 Test Speed: HIGH
 Temperature:25.3DEG
 Operators:
 Test Date:2022-03-24

γ Range: 0 - 180DEG
 γ Interval: 1.0DEG
 Test System:EVERFINE GO-2000B_V1 SYSTEM V2.0.291
 Humidity:65.0%
 Test Distance:7.500m [K=1.0000]
 Remarks:

ZONAL FLUX DIAGRAM

ZONAL FLUX DIAGRAM:

γ	C0	C45	C90	C135	C180	C225	C270	C315	γ	Φ zone	Φ total	$\%lum, lamp$
10	22.51	20.24	16.76	14.35	13.69	14.48	16.79	20.22	0- 10	1.638	1.638	1.58,1.58
20	32.59	25.92	16.03	11.69	10.52	11.78	16.13	26.19	10- 20	5.121	6.759	6.54,6.54
30	40.98	31.94	14.90	9.137	7.762	9.149	15.10	32.74	20- 30	9.030	15.79	15.3,15.3
40	48.64	36.70	13.32	6.749	5.358	6.650	13.65	38.12	30- 40	13.00	28.79	27.8,27.8
50	55.02	40.44	11.19	4.573	3.229	4.350	11.64	42.45	40- 50	16.71	45.50	44,44
60	57.58	41.40	8.376	2.625	1.647	2.447	8.526	43.90	50- 60	19.40	64.90	62.8,62.8
70	52.08	35.81	4.934	1.120	0.5385	0.9946	4.444	38.07	60- 70	19.46	84.37	81.6,81.6
80	19.62	17.44	1.647	0.3646	0.3890	0.3660	1.454	17.75	70- 80	13.75	98.12	94.9,94.9
90	0.9986	0.8426	0.4317	0.3372	0.4276	0.3561	0.3157	0.7827	80- 90	3.066	101.2	97.9,97.9
100	0.3161	0.3325	0.2728	0.3428	0.4660	0.3582	0.3004	0.3733	90-100	0.4352	101.6	98.3,98.3
110	0.3158	0.3009	0.2657	0.3493	0.4814	0.3582	0.3004	0.3702	100-110	0.3601	102.0	98.7,98.7
120	0.3158	0.2934	0.2657	0.3521	0.4737	0.3582	0.3004	0.3671	110-120	0.3363	102.3	99,99
130	0.3158	0.2894	0.2657	0.3582	0.4660	0.3582	0.3004	0.3570	120-130	0.3023	102.6	99.3,99.3
140	0.3119	0.2891	0.2657	0.3582	0.4660	0.3582	0.3004	0.3425	130-140	0.2606	102.9	99.5,99.5
150	0.3016	0.2899	0.2696	0.3582	0.4413	0.3582	0.3059	0.3233	140-150	0.2101	103.1	99.7,99.7
160	0.3047	0.2965	0.2931	0.3582	0.4159	0.3582	0.3074	0.3226	150-160	0.1545	103.2	99.9,99.9
170	0.3077	0.3131	0.2951	0.3582	0.3902	0.3582	0.3078	0.3299	160-170	0.0949	103.3	100,100
180	0.3543	0.3158	0.2965	0.3505	0.3813	0.3351	0.3081	0.3428	170-180	0.0319	103.4	100,100
DEG	LUMINOUS INTENSITY:cd									UNIT:lm		

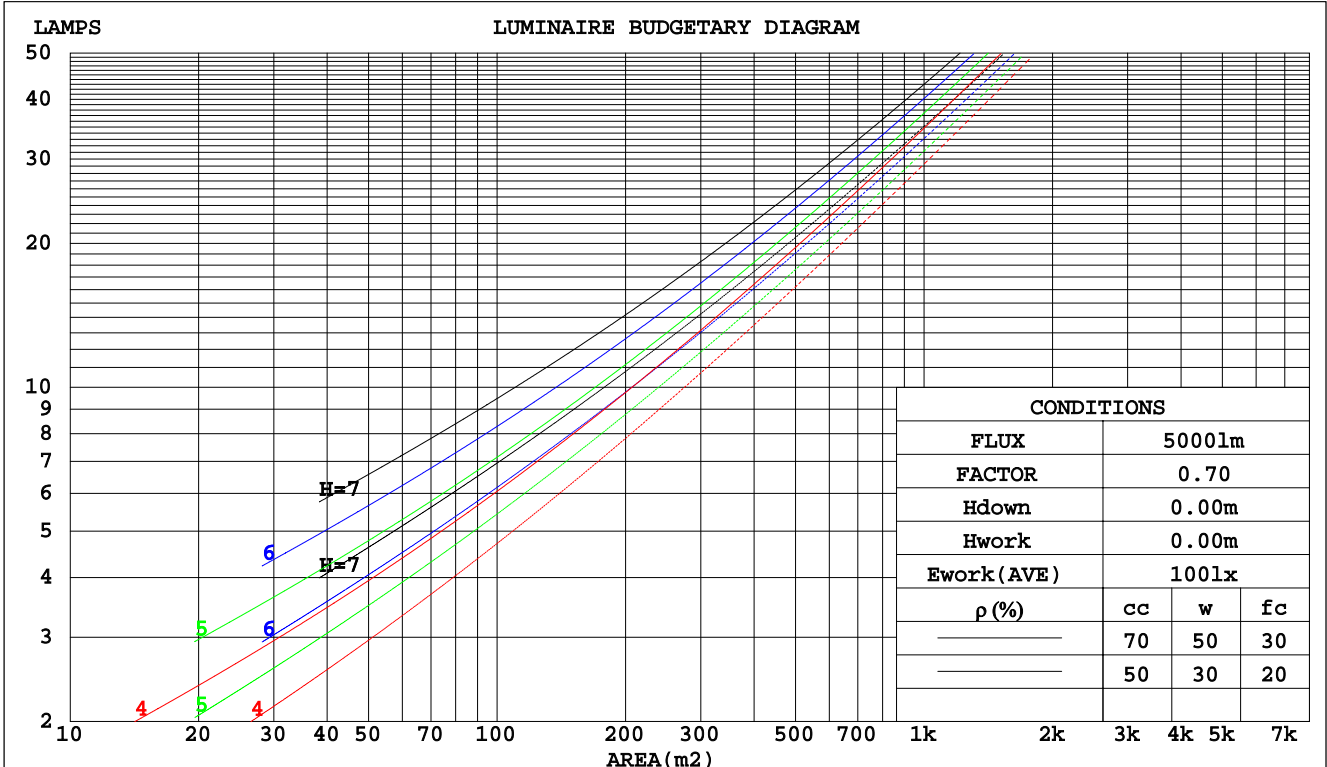
C Range: 0 - 360DEG
C Interval: 15.0DEG
Test Speed: HIGH
Temperature:25.3DEG
Operators:
Test Date:2022-03-24

γ Range: 0 - 180DEG
 γ Interval: 1.0DEG
Test System:EVERFINE GO-2000B_V1 SYSTEM V2.0.291
Humidity:65.0%
Test Distance:7.500m [K=1.0000]
Remarks:

CU AND LUMINAIRE BUDGETARY ESTIMATE DIAGRAM

Test:U:120.0V I:0.0242A P:2.697W PF:0.9268 Lamp Flux:103.371x1 lm		
NAME: ASD-LSTL-H01W-N3CC-MS-BZ/WH/BK 4000K	TYPE:LED	WEIGHT:
SPEC.:	DIM.:	SERIAL No.:
MFR.: ASD Lighting corp	SUR.:	PROTECTION ANGLE:

pcc	80%			70%			50%			30%			10%			0
	50%	30%	10%	50%	30%	10%	50%	30%	10%	50%	30%	10%	50%	30%	10%	
pw																0
pfc	20%			20%			20%			20%			20%			0
RCR	RCR:Room Cavity Ratio															
	Coefficients of Utilization(CU)															
0.0	1.19	1.19	1.19	1.16	1.16	1.16	1.10	1.10	1.10	1.05	1.05	1.05	1.00	1.00	1.00	.98
1.0	.00	.95	.90	.97	.92	.88	.93	.89	.85	.88	.85	.82	.84	.81	.79	.77
2.0	.84	.76	.69	.82	.74	.68	.78	.71	.66	.74	.69	.64	.71	.66	.62	.60
3.0	.72	.62	.54	.70	.61	.54	.66	.59	.52	.63	.57	.51	.60	.55	.50	.47
4.0	.62	.52	.44	.60	.51	.43	.57	.49	.43	.55	.47	.42	.52	.46	.41	.38
5.0	.54	.44	.36	.53	.43	.36	.50	.42	.35	.48	.41	.35	.46	.39	.34	.32
6.0	.48	.38	.31	.47	.37	.30	.45	.36	.30	.43	.35	.29	.41	.34	.29	.27
7.0	.43	.33	.26	.42	.33	.26	.40	.32	.26	.38	.31	.25	.37	.30	.25	.23
8.0	.39	.29	.23	.38	.29	.23	.36	.28	.22	.35	.27	.22	.33	.27	.22	.20
9.0	.35	.26	.20	.34	.26	.20	.33	.25	.20	.32	.25	.19	.31	.24	.19	.17
10.0	.32	.24	.18	.32	.23	.18	.30	.23	.18	.29	.22	.17	.28	.22	.17	.15



C Range: 0 - 360DEG
 C Interval: 15.0DEG
 Test Speed: HIGH
 Temperature: 25.3DEG
 Operators:
 Test Date: 2022-03-24

γ Range: 0 - 180DEG
 γ Interval: 1.0DEG
 Test System: EVERFINE GO-2000B_V1 SYSTEM V2.0.291
 Humidity: 65.0%
 Test Distance: 7.500m [K=1.0000]
 Remarks:

WEC AND CCEC

Test:U:120.0V I:0.0242A P:2.697W PF:0.9268 Lamp Flux:103.371x1 lm		
NAME: ASD-LSTL-H01W-N3CC-MS-BZ/WH/BK 4000K	TYPE:LED	WEIGHT:
SPEC.:	DIM.:	SERIAL No.:
MFR.: ASD Lighting corp	SUR.:	PROTECTION ANGLE:

ρcc	80%			70%			50%			30%			10%			0
ρw	50%	30%	10%	50%	30%	10%	50%	30%	10%	50%	30%	10%	50%	30%	10%	0
ρfc	20%			20%			20%			20%			20%			0
RCR	RCR:Room Cavity Ratio						Wall Exitance Coefficients(WEC)									
0.0																
1.0	.378	.215	.068	.370	.211	.067	.355	.204	.065	.342	.197	.063	.329	.191	.062	
2.0	.349	.191	.059	.342	.188	.058	.329	.183	.057	.316	.177	.056	.305	.173	.054	
3.0	.317	.169	.050	.310	.166	.050	.298	.162	.049	.287	.157	.048	.277	.153	.047	
4.0	.287	.149	.044	.281	.147	.044	.271	.144	.043	.261	.140	.042	.252	.137	.042	
5.0	.261	.133	.039	.256	.132	.038	.247	.128	.038	.238	.126	.037	.230	.123	.037	
6.0	.239	.120	.034	.235	.119	.034	.226	.116	.034	.218	.113	.033	.211	.111	.033	
7.0	.220	.109	.031	.216	.108	.031	.209	.105	.030	.201	.103	.030	.195	.101	.030	
8.0	.204	.100	.028	.200	.099	.028	.193	.097	.028	.187	.095	.027	.181	.093	.027	
9.0	.189	.092	.026	.186	.091	.025	.180	.089	.025	.174	.087	.025	.169	.086	.025	
10.0	.177	.085	.024	.174	.084	.023	.168	.082	.023	.163	.081	.023	.158	.079	.023	

ρcc	80%			70%			50%			30%			10%			0
ρw	50%	30%	10%	50%	30%	10%	50%	30%	10%	50%	30%	10%	50%	30%	10%	0
ρfc	20%			20%			20%			20%			20%			0
RCR	RCR:Room Cavity Ratio						Ceiling Cavity Exitance Coefficients(CCEC)									
0.0	.207	.207	.207	.177	.177	.177	.121	.121	.121	.069	.069	.069	.022	.022	.022	
1.0	.201	.172	.145	.172	.147	.125	.118	.101	.086	.068	.059	.050	.022	.019	.016	
2.0	.196	.148	.107	.168	.127	.093	.115	.088	.065	.066	.051	.038	.021	.017	.012	
3.0	.190	.131	.084	.163	.113	.073	.112	.079	.051	.065	.046	.030	.021	.015	.010	
4.0	.183	.118	.069	.157	.102	.060	.108	.071	.042	.062	.042	.025	.020	.014	.008	
5.0	.175	.108	.059	.150	.094	.051	.104	.066	.036	.060	.038	.022	.019	.013	.007	
6.0	.168	.100	.052	.144	.087	.045	.099	.061	.032	.058	.036	.019	.019	.012	.006	
7.0	.160	.094	.047	.138	.081	.041	.095	.057	.029	.055	.034	.017	.018	.011	.006	
8.0	.153	.088	.043	.132	.076	.038	.091	.054	.027	.053	.032	.016	.017	.010	.005	
9.0	.146	.083	.040	.126	.072	.035	.087	.051	.025	.051	.030	.015	.016	.010	.005	
10.0	.140	.079	.038	.121	.068	.033	.084	.048	.023	.049	.028	.014	.016	.009	.005	

C Range: 0 - 360DEG
 C Interval: 15.0DEG
 Test Speed: HIGH
 Temperature:25.3DEG
 Operators:
 Test Date:2022-03-24

γ Range: 0 - 180DEG
 γ Interval: 1.0DEG
 Test System:EVERFINE GO-2000B_V1 SYSTEM V2.0.291
 Humidity:65.0%
 Test Distance:7.500m [K=1.0000]
 Remarks:

UGR(Unified Glare Rating) Table

Test:U:120.0V I:0.0242A P:2.697W PF:0.9268 Lamp Flux:103.371x1 lm										
NAME: ASD-LSTL-H01W-N3CC-MS-BZ/WH/BK 4000K					TYPE:LED			WEIGHT:		
SPEC.:					DIM.:			SERIAL No.:		
MFR.: ASD Lighting corp					SUR.:			PROTECTION ANGLE:		
ceiling/cavity	0.7	0.7	0.5	0.5	0.3	0.7	0.7	0.5	0.5	0.3
walls	0.5	0.3	0.5	0.3	0.3	0.5	0.3	0.5	0.3	0.3
working plane	0.2	0.2	0.2	0.2	0.2	0.2	0.2	0.2	0.2	0.2
Room dimensions	Viewed crosswise					Viewed endwise				
x = 2H y = 2H	16.5	18.2	16.8	18.5	18.8	10.7	12.4	11.0	12.7	13.0
3H	19.7	21.3	20.0	21.6	21.9	12.0	13.6	12.4	13.9	14.2
4H	20.9	22.4	21.3	22.7	23.1	12.4	13.9	12.8	14.2	14.5
6H	21.6	23.0	22.0	23.4	23.7	12.5	14.0	12.9	14.3	14.6
8H	21.7	23.1	22.1	23.4	23.8	12.5	13.9	12.9	14.3	14.6
12H	21.7	23.1	22.1	23.4	23.8	12.5	13.8	12.9	14.2	14.5
4H 2H	17.1	18.6	17.5	18.9	19.2	13.6	15.1	13.9	15.4	15.7
3H	20.5	21.8	20.9	22.2	22.5	15.2	16.5	15.6	16.9	17.2
4H	21.9	23.1	22.3	23.5	23.9	15.7	17.0	16.2	17.3	17.7
6H	22.7	23.8	23.1	24.2	24.6	16.0	17.1	16.4	17.5	17.9
8H	22.8	23.9	23.3	24.3	24.7	16.0	17.0	16.5	17.4	17.9
12H	22.9	23.8	23.4	24.3	24.7	16.0	16.9	16.5	17.4	17.8
8H 4H	22.1	23.1	22.5	23.5	24.0	17.4	18.4	17.8	18.8	19.3
6H	23.1	23.9	23.5	24.4	24.8	17.9	18.8	18.4	19.2	19.7
8H	23.3	24.0	23.8	24.5	25.0	18.0	18.8	18.5	19.2	19.7
12H	23.4	24.0	23.9	24.5	25.1	18.0	18.7	18.5	19.2	19.7
12H 4H	22.1	23.0	22.5	23.4	23.9	17.6	18.5	18.0	18.9	19.4
6H	23.1	23.8	23.6	24.3	24.8	18.2	19.0	18.7	19.5	20.0
8H	23.3	24.0	23.8	24.5	25.0	18.4	19.1	18.9	19.5	20.1
Variations with the observer position at spacings:										
S = 1.0H	+ 0.1 / - 0.1					+ 0.1 / - 0.1				
1.5H	+ 0.1 / - 0.2					+ 0.3 / - 0.3				
2.0H	+ 0.2 / - 0.3					+ 0.4 / - 0.7				

CIE Pub.117 Corrected 103.4 lm Total Lamp Luminous Flux. (8log(F/F0) = -7.9)

C Range: 0 - 360DEG
 C Interval: 15.0DEG
 Test Speed: HIGH
 Temperature:25.3DEG
 Operators:
 Test Date:2022-03-24

γ Range: 0 - 180DEG
 γ Interval: 1.0DEG
 Test System:EVERFINE GO-2000B_V1 SYSTEM V2.0.291
 Humidity:65.0%
 Test Distance:7.500m [K=1.0000]
 Remarks:

UTILIZATION FACTORS TABLE

Test:U:120.0V I:0.0242A P:2.697W PF:0.9268 Lamp Flux:103.371x1 lm		
NAME: ASD-LSTL-H01W-N3CC-MS-BZ/WH/BK 4000K	TYPE:LED	WEIGHT:
SPEC.:	DIM.:	SERIAL No.:
MFR.: ASD Lighting corp	SUR.:	PROTECTION ANGLE:

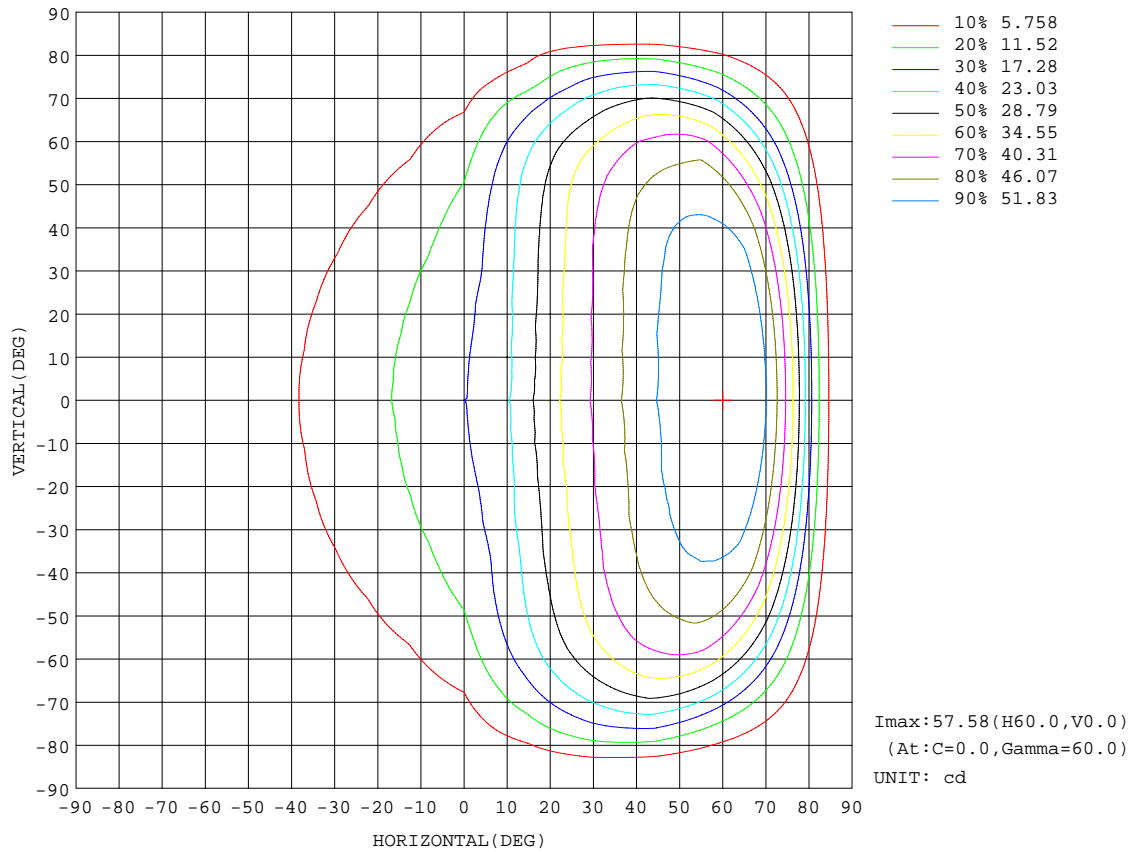
REFLECTANCE										
Ceiling	0.8	0.8	0.8	0.7	0.7	0.7	0.5	0.5	0.5	0
Walls	0.7	0.5	0.3	0.7	0.5	0.3	0.7	0.5	0.3	0
Working plane	0.2	0.2	0.2	0.2	0.2	0.2	0.2	0.2	0.2	0
ROOM INDEX	UTILIZATION FACTORS(PERCENT) $k(RI) \times RCR = 5$									
k = 0.60	48	35	27	47	35	27	46	34	27	20
0.80	58	44	36	57	44	36	55	43	35	27
1.00	66	53	44	65	53	44	62	54	44	35
1.25	74	61	53	72	61	52	69	59	51	42
1.50	80	68	59	78	67	58	74	64	57	48
2.00	88	77	69	86	76	68	82	73	67	57
2.50	93	83	76	91	82	75	86	79	73	63
3.00	97	88	82	95	87	80	90	83	78	68
4.00	102	95	89	99	93	88	95	89	85	74
5.00	105	99	94	103	97	93	97	93	89	79
ROOM INDEX	UF(total)									Direct
According to DIN EN 13032-2 2004			Suspended				SHRNOM = 1.25			

C Range: 0 - 360DEG
 C Interval: 15.0DEG
 Test Speed: HIGH
 Temperature:25.3DEG
 Operators:
 Test Date:2022-03-24

γ Range: 0 - 180DEG
 γ Interval: 1.0DEG
 Test System:EVERFINE GO-2000B_V1 SYSTEM V2.0.291
 Humidity:65.0%
 Test Distance:7.500m [K=1.0000]
 Remarks:

ISOCANDELA DIAGRAM

Test:U:120.0V I:0.0242A P:2.697W PF:0.9268 Lamp Flux:103.371x1 lm		
NAME: ASD-LSTL-H01W-N3CC-MS-BZ/WH/BK 4000K	TYPE:LED	WEIGHT:
SPEC.:	DIM.:	SERIAL No.:
MFR.: ASD Lighting corp	SUR.:	PROTECTION ANGLE:

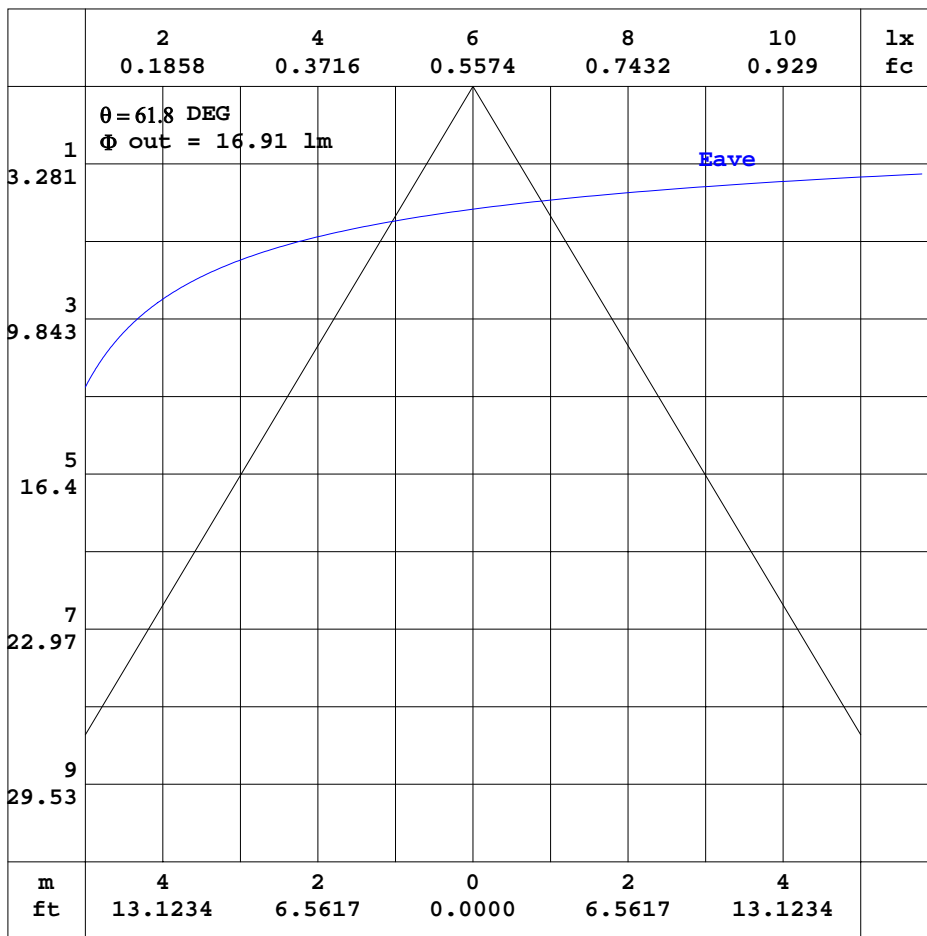


C Range: 0 - 360DEG
 C Interval: 15.0DEG
 Test Speed: HIGH
 Temperature:25.3DEG
 Operators:
 Test Date:2022-03-24

γ Range: 0 - 180DEG
 γ Interval: 1.0DEG
 Test System:EVERFINE GO-2000B_V1 SYSTEM V2.0.291
 Humidity:65.0%
 Test Distance:7.500m [K=1.0000]
 Remarks:

AAI CURVES

Test:U:120.0V I:0.0242A P:2.697W PF:0.9268 Lamp Flux:103.371x1 lm		
NAME: ASD-LSTL-H01W-N3CC-MS-BZ/WH/BK 4000K	TYPE:LED	WEIGHT:
SPEC.:	DIM.:	SERIAL No.:
MFR.: ASD Lighting corp	SUR.:	PROTECTION ANGLE:



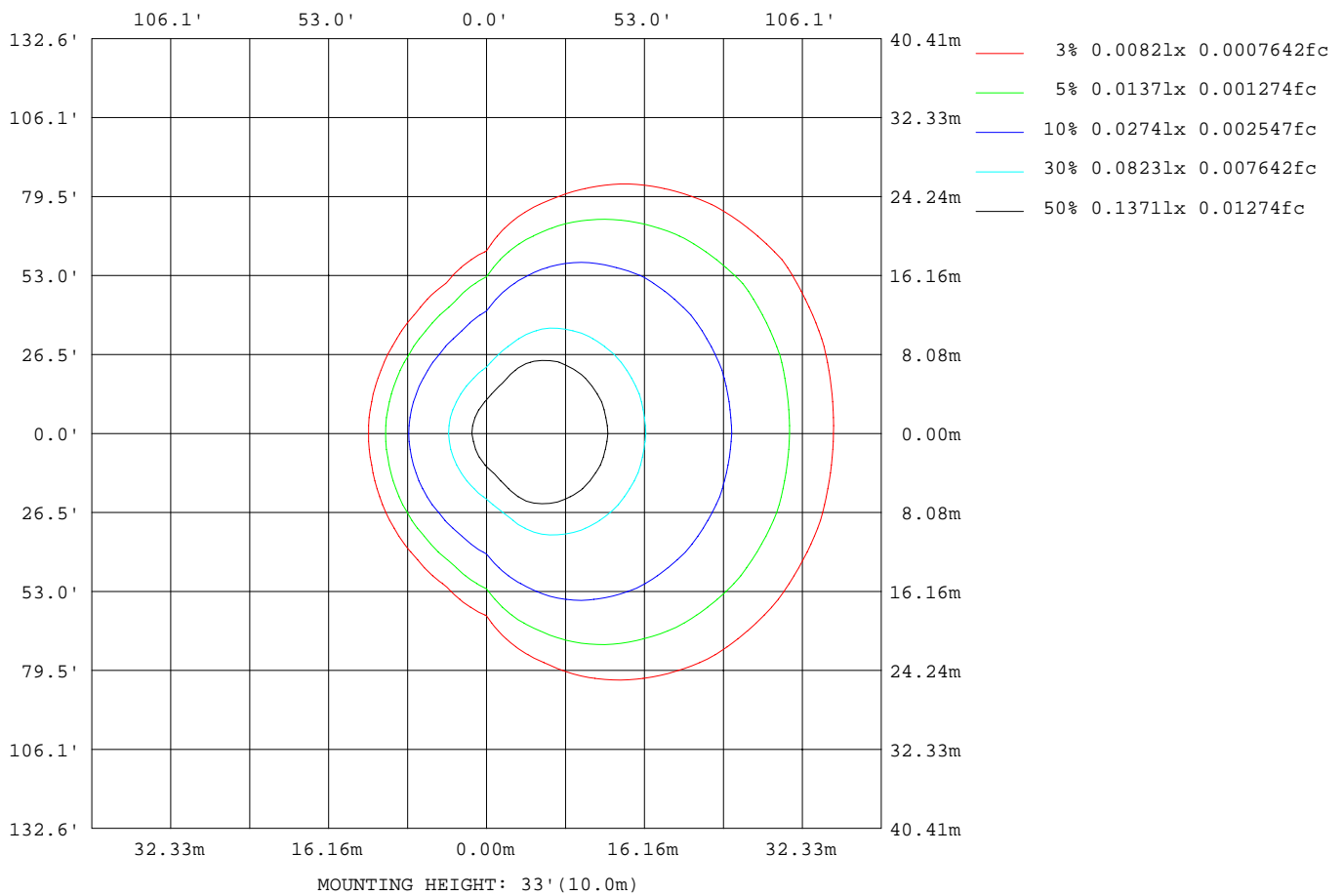
Note:The Curves indicate the illuminated area and the average illumination when the luminaire is at different distance.

C Range: 0 - 360DEG
 C Interval: 15.0DEG
 Test Speed: HIGH
 Temperature:25.3DEG
 Operators:
 Test Date:2022-03-24

γ Range: 0 - 180DEG
 γ Interval: 1.0DEG
 Test System:EVERFINE GO-2000B_V1 SYSTEM V2.0.291
 Humidity:65.0%
 Test Distance:7.500m [K=1.0000]
 Remarks:

ISOLUX DIAGRAM

Test:U:120.0V I:0.0242A P:2.697W PF:0.9268 Lamp Flux:103.37lx1 lm		
NAME: ASD-LSTL-H01W-N3CC-MS-BZ/WH/BK 4000K	TYPE:LED	WEIGHT:
SPEC.:	DIM.:	SERIAL No.:
MFR.: ASD Lighting corp	SUR.:	PROTECTION ANGLE:



C Range: 0 - 360DEG
 C Interval: 15.0DEG
 Test Speed: HIGH
 Temperature: 25.3DEG
 Operators:
 Test Date: 2022-03-24

γ Range: 0 - 180DEG
 γ Interval: 1.0DEG
 Test System: EVERFINE GO-2000B_V1 SYSTEM V2.0.291
 Humidity: 65.0%
 Test Distance: 7.500m [K=1.0000]
 Remarks:

LED Avg.L Report

Test:U:120.0V I:0.0242A P:2.697W PF:0.9268 Lamp Flux:103.371x1 lm		
NAME: ASD-LSTL-H01W-N3CC-MS-BZ/WH/BK 4000K	TYPE:LED	WEIGHT:
SPEC.:	DIM.:	SERIAL No.:
MFR.: ASD Lighting corp	SUR.:	PROTECTION ANGLE:

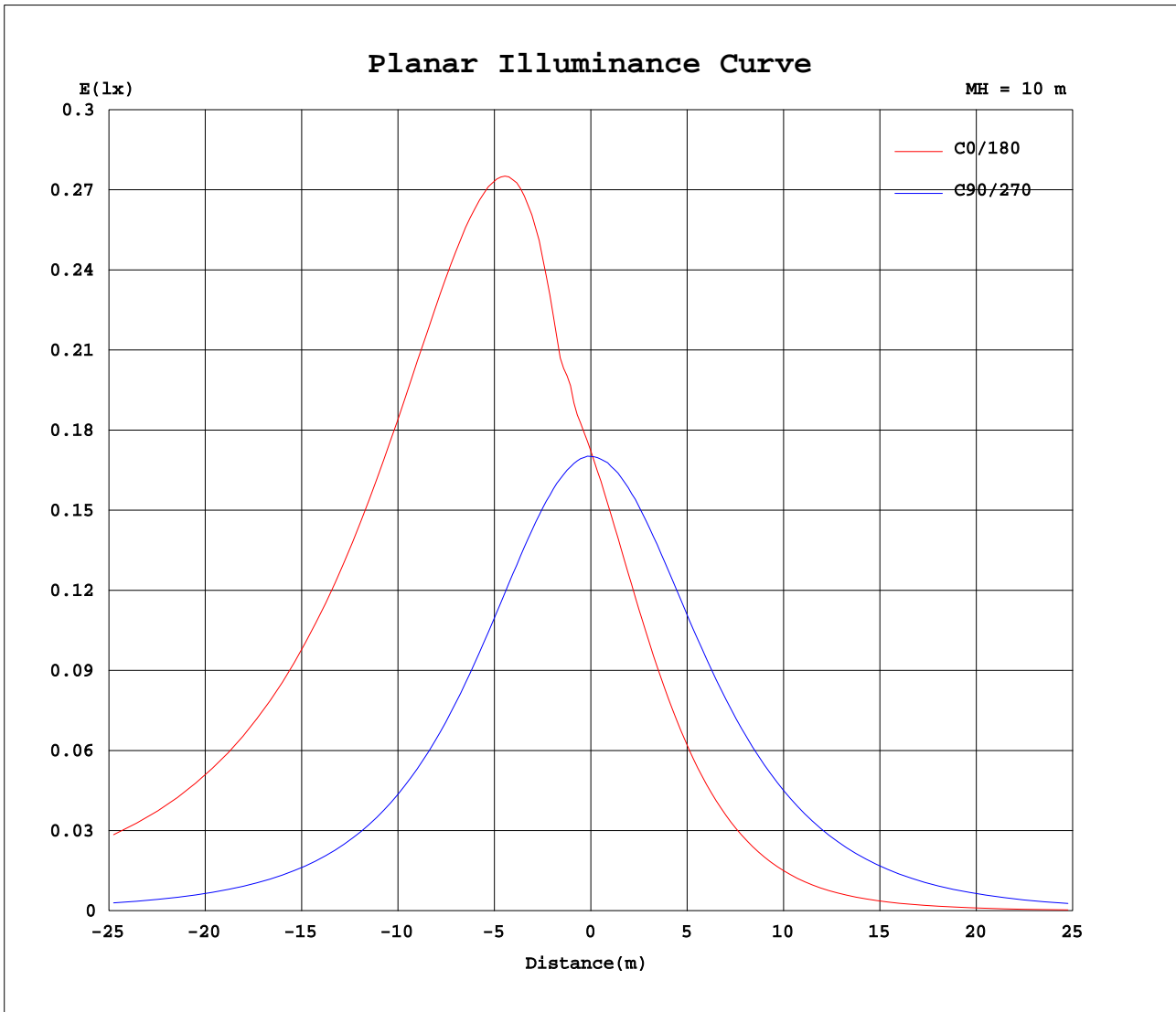
AvgL	cd/m2
L_0~180(65)av	677
L_0~180(75)av	761
L_0~180(85)av	300
L_90~270(65)av	157
L_90~270(75)av	115
L_90~270(85)av	72
L_45(65)av	507
L_45(75)av	579
L_45(85)av	318

Standard: GB/T 29293-2012

C Range: 0 - 360DEG
C Interval: 15.0DEG
Test Speed: HIGH
Temperature:25.3DEG
Operators:
Test Date:2022-03-24

γ Range: 0 - 180DEG
 γ Interval: 1.0DEG
Test System:EVERFINE GO-2000B_V1 SYSTEM V2.0.291
Humidity:65.0%
Test Distance:7.500m [K=1.0000]
Remarks:

Planar Illuminance Curve



C Range: 0 - 360DEG
 C Interval: 15.0DEG
 Test Speed: HIGH
 Temperature: 25.3DEG
 Operators:
 Test Date: 2022-03-24

γ Range: 0 - 180DEG
 γ Interval: 1.0DEG
 Test System: EVERFINE GO-2000B_V1 SYSTEM V2.0.291
 Humidity: 65.0%
 Test Distance: 7.500m [K=1.0000]
 Remarks:

LUMINOUS DISTRIBUTION INTENSITY DATA

Test:U:120.0V I:0.0242A P:2.697W PF:0.9268 Lamp Flux:103.371x1 lm		
NAME: ASD-LSTL-H01W-N3CC-MS-BZ/WH/BK 4000K	TYPE:LED	WEIGHT:
SPEC.:	DIM.:	SERIAL No.:
MFR.: ASD Lighting corp	SUR.:	PROTECTION ANGLE:

Table--1

UNIT: cd

C(DEG) γ (DEG)	0	15	30	45	60	75	90	105	120	135	150	165	180	195	210	225	240	255	270
0	17.2	17.2	17.2	17.1	17.1	17.0	17.0	17.0	17.0	17.0	17.0	17.0	17.2	17.2	17.2	17.1	17.1	17.0	17.0
5	19.2	19.0	18.8	18.4	17.9	17.4	16.9	16.4	16.0	15.7	15.4	15.3	15.4	15.5	15.6	15.8	16.1	16.5	17.0
10	22.5	21.9	21.2	20.2	18.8	17.7	16.8	15.8	15.0	14.4	13.8	13.6	13.7	13.7	14.1	14.5	15.1	15.9	16.8
15	27.9	27.0	25.4	22.3	20.1	17.9	16.4	15.1	13.9	13.0	12.3	12.0	12.1	12.1	12.5	13.1	14.0	15.2	16.5
20	32.6	31.6	29.6	25.9	21.3	18.0	16.0	14.2	12.8	11.7	10.9	10.5	10.5	10.6	11.1	11.8	12.9	14.4	16.1
25	36.9	35.8	33.3	29.1	23.6	18.3	15.5	13.3	11.6	10.4	9.55	9.10	9.09	9.20	9.65	10.4	11.7	13.4	15.7
30	41.0	39.7	36.7	31.9	25.7	18.7	14.9	12.3	10.4	9.14	8.26	7.79	7.76	7.87	8.34	9.15	10.5	12.4	15.1
35	44.9	43.4	39.9	34.4	27.5	18.8	14.2	11.2	9.23	7.90	7.05	6.57	6.53	6.61	7.07	7.89	9.25	11.3	14.4
40	48.6	46.9	43.0	36.7	29.1	19.2	13.3	10.1	8.05	6.75	5.91	5.42	5.36	5.44	5.86	6.65	7.99	10.2	13.7
45	52.1	50.2	45.7	38.8	30.3	19.9	12.3	8.91	6.88	5.64	4.82	4.33	4.25	4.33	4.72	5.47	6.76	8.91	12.8
50	55.0	52.9	48.0	40.4	31.1	20.1	11.2	7.67	5.73	4.57	3.78	3.31	3.23	3.31	3.66	4.35	5.55	7.60	11.6
55	57.0	54.8	49.5	41.5	31.4	19.7	9.87	6.42	4.64	3.56	2.82	2.42	2.36	2.44	2.74	3.34	4.38	6.24	10.3
60	57.6	55.3	49.8	41.4	30.8	18.7	8.38	5.17	3.61	2.62	2.01	1.69	1.65	1.71	1.94	2.45	3.29	4.87	8.53
65	56.2	54.1	48.3	39.8	28.6	16.6	6.72	3.95	2.66	1.82	1.34	1.02	0.98	1.05	1.26	1.67	2.32	3.55	6.57
70	52.1	50.2	44.6	35.8	24.9	13.8	4.93	2.79	1.80	1.12	0.74	0.54	0.54	0.59	0.68	0.99	1.51	2.34	4.44
75	39.0	38.2	34.3	28.7	19.4	10.0	3.19	1.76	1.05	0.57	0.43	0.37	0.39	0.40	0.39	0.52	0.81	1.37	2.77
80	19.6	19.9	18.8	17.4	12.1	5.64	1.65	0.95	0.52	0.36	0.37	0.35	0.39	0.38	0.37	0.37	0.40	0.71	1.45
85	4.83	5.20	5.02	5.27	3.90	1.71	0.71	0.44	0.39	0.34	0.36	0.37	0.41	0.38	0.38	0.35	0.33	0.39	0.55
90	1.00	0.80	0.93	0.84	0.71	0.52	0.43	0.29	0.31	0.34	0.36	0.38	0.43	0.39	0.39	0.36	0.33	0.33	0.32
95	0.51	0.49	0.51	0.48	0.34	0.27	0.29	0.28	0.31	0.34	0.36	0.39	0.45	0.40	0.39	0.36	0.33	0.32	0.30
100	0.32	0.34	0.33	0.33	0.30	0.27	0.27	0.28	0.31	0.34	0.36	0.41	0.47	0.42	0.39	0.36	0.33	0.32	0.30
105	0.32	0.33	0.33	0.31	0.29	0.27	0.27	0.28	0.31	0.35	0.36	0.42	0.48	0.42	0.39	0.36	0.33	0.32	0.30
110	0.32	0.32	0.32	0.30	0.29	0.27	0.27	0.28	0.31	0.35	0.36	0.43	0.48	0.42	0.39	0.36	0.33	0.32	0.30
115	0.32	0.31	0.32	0.30	0.29	0.27	0.27	0.28	0.31	0.35	0.36	0.43	0.48	0.43	0.39	0.36	0.33	0.31	0.30
120	0.32	0.31	0.32	0.29	0.29	0.27	0.27	0.28	0.31	0.35	0.36	0.44	0.47	0.43	0.38	0.36	0.33	0.31	0.30
125	0.32	0.31	0.32	0.29	0.28	0.27	0.27	0.28	0.31	0.35	0.36	0.44	0.47	0.43	0.38	0.36	0.33	0.31	0.30
130	0.32	0.31	0.31	0.29	0.28	0.27	0.27	0.29	0.31	0.36	0.36	0.44	0.47	0.43	0.38	0.36	0.33	0.31	0.30
135	0.32	0.31	0.31	0.29	0.28	0.27	0.27	0.30	0.31	0.36	0.38	0.44	0.47	0.43	0.38	0.36	0.33	0.31	0.30
140	0.31	0.30	0.30	0.29	0.27	0.27	0.27	0.30	0.31	0.36	0.40	0.44	0.47	0.43	0.38	0.36	0.33	0.31	0.30
145	0.30	0.30	0.29	0.29	0.28	0.28	0.27	0.30	0.31	0.36	0.41	0.44	0.45	0.43	0.37	0.36	0.33	0.31	0.30
150	0.30	0.30	0.30	0.29	0.28	0.28	0.27	0.30	0.32	0.36	0.41	0.44	0.44	0.43	0.37	0.36	0.33	0.31	0.31
155	0.30	0.30	0.30	0.29	0.28	0.29	0.29	0.30	0.34	0.36	0.41	0.43	0.43	0.43	0.36	0.36	0.33	0.31	0.31
160	0.30	0.32	0.30	0.30	0.28	0.30	0.29	0.30	0.34	0.36	0.41	0.42	0.42	0.42	0.36	0.36	0.33	0.31	0.31
165	0.31	0.32	0.30	0.31	0.28	0.30	0.29	0.30	0.34	0.36	0.41	0.41	0.41	0.42	0.36	0.36	0.33	0.31	0.31
170	0.31	0.34	0.30	0.31	0.29	0.30	0.30	0.30	0.34	0.36	0.40	0.40	0.39	0.40	0.36	0.36	0.33	0.31	0.31
175	0.33	0.35	0.30	0.32	0.29	0.30	0.30	0.30	0.34	0.36	0.39	0.38	0.38	0.39	0.35	0.35	0.33	0.31	0.31
180	0.35	0.35	0.32	0.32	0.30	0.30	0.30	0.30	0.34	0.35	0.38	0.38	0.38	0.37	0.35	0.34	0.33	0.31	0.31

C Range: 0 - 360DEG
 C Interval: 15.0DEG
 Test Speed: HIGH
 Temperature:25.3DEG
 Operators:
 Test Date:2022-03-24

γ Range: 0 - 180DEG
 γ Interval: 1.0DEG
 Test System:EVERFINE GO-2000B_V1 SYSTEM V2.0.291
 Humidity:65.0%
 Test Distance:7.500m [K=1.0000]
 Remarks:

LUMINOUS DISTRIBUTION INTENSITY DATA

Test:U:120.0V I:0.0242A P:2.697W PF:0.9268 Lamp Flux:103.371x1 lm		
NAME: ASD-LSTL-H01W-N3CC-MS-BZ/WH/BK 4000K	TYPE:LED	WEIGHT:
SPEC.:	DIM.:	SERIAL No.:
MFR.: ASD Lighting corp	SUR.:	PROTECTION ANGLE:

Table--2

UNIT: cd

C(DEG) γ (DEG)	285	300	315	330	345														
0	17.0	17.0	17.0	17.0	17.0														
5	17.4	17.9	18.3	18.6	18.9														
10	17.8	18.8	20.2	20.9	21.7														
15	18.0	20.1	22.5	25.1	26.9														
20	18.5	21.6	26.2	29.5	31.6														
25	18.9	24.0	29.6	33.5	36.0														
30	19.1	26.2	32.7	37.1	39.9														
35	19.9	28.3	35.5	40.6	43.8														
40	20.8	30.3	38.1	43.8	47.4														
45	21.4	31.9	40.5	46.8	50.8														
50	21.7	33.3	42.5	49.3	53.7														
55	21.4	33.8	43.7	51.1	55.7														
60	20.2	33.2	43.9	51.7	56.4														
65	17.6	30.5	42.4	50.5	55.2														
70	13.6	26.1	38.1	47.3	51.6														
75	8.30	19.7	30.2	37.8	39.9														
80	4.95	11.3	17.8	21.4	21.4														
85	1.78	3.11	5.12	5.99	5.84														
90	0.44	0.56	0.78	0.92	0.92														
95	0.35	0.37	0.45	0.47	0.48														
100	0.33	0.31	0.37	0.36	0.39														
105	0.32	0.31	0.37	0.36	0.39														
110	0.32	0.31	0.37	0.36	0.39														
115	0.32	0.31	0.37	0.36	0.39														
120	0.31	0.31	0.37	0.36	0.39														
125	0.31	0.31	0.36	0.36	0.39														
130	0.31	0.31	0.36	0.36	0.39														
135	0.31	0.31	0.35	0.35	0.38														
140	0.30	0.31	0.34	0.34	0.37														
145	0.30	0.31	0.33	0.34	0.36														
150	0.30	0.31	0.32	0.33	0.34														
155	0.30	0.31	0.32	0.33	0.34														
160	0.30	0.31	0.32	0.33	0.34														
165	0.30	0.31	0.33	0.33	0.34														
170	0.30	0.31	0.33	0.35	0.34														
175	0.30	0.31	0.33	0.35	0.35														
180	0.30	0.31	0.34	0.36	0.36														

C Range: 0 - 360DEG
 C Interval: 15.0DEG
 Test Speed: HIGH
 Temperature:25.3DEG
 Operators:
 Test Date:2022-03-24

γ Range: 0 - 180DEG
 γ Interval: 1.0DEG
 Test System:EVERFINE GO-2000B_V1 SYSTEM V2.0.291
 Humidity:65.0%
 Test Distance:7.500m [K=1.0000]
 Remarks: