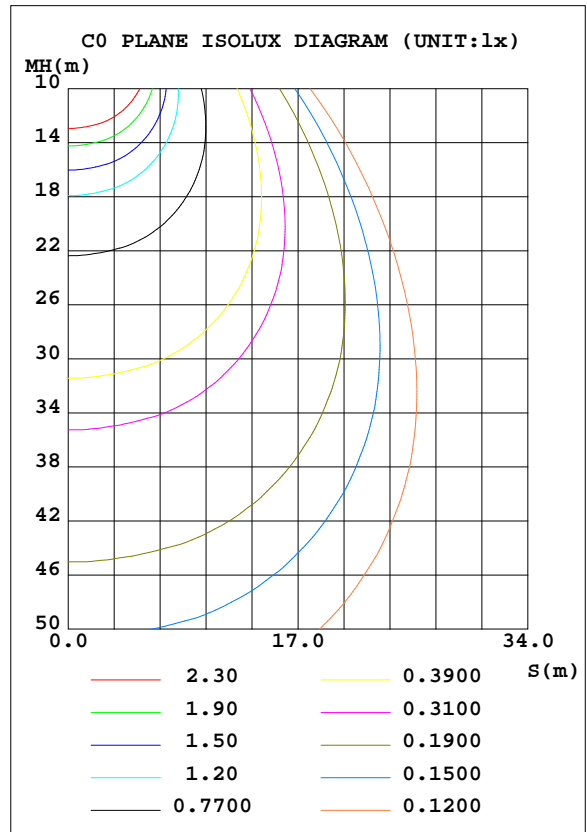
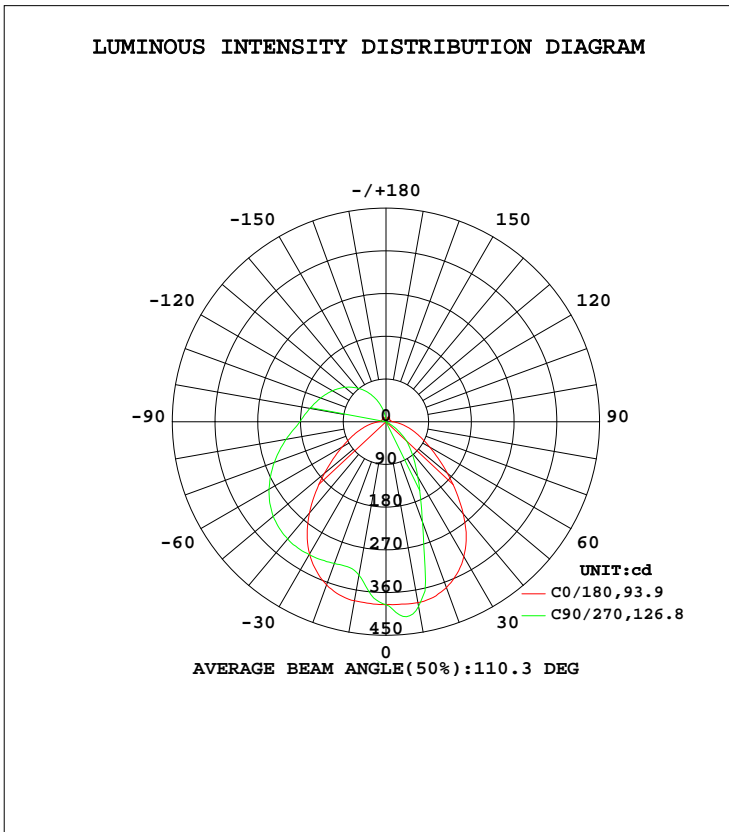


LUMINAIRE PHOTOMETRIC TEST REPORT

Test:U:120.0V I:0.2556A P:29.96W PF:0.9766 Lamp Flux:2069x1 lm		
NAME: LED luminaires	TYPE:N/A	WEIGHT:N/A
SPEC.:ASD-LVF24M-5D28CC-BK 3000K	DIM.: N/A	SERIAL No.:N/A
MFR.: ASD Lighting corp	SUR.:N/A	Shielding Angle:N/A

DATA OF LAMP		PHOTOMETRIC DATA Eff: 69,06 lm/W			
MODEL ASD-LVF24M-5D28CC-BK 3000		I <sub>max</sub> (cd)	414.5	S/MH(C0/180)	1.25
NOMINAL POWER(W)		LOR(%)	100.0	S/MH(C90/270)	0.72
RATED VOLTAGE(V)	120	TOTAL FLUX(lm)	2069	η UP, DN(C0-180)	21.6,55.9
NOMINAL FLUX(lm)	2069	CIE CLASS	SEMI-D.	η UP, DN(C180-360)	0.8,21.7
LAMPS INSIDE	1	η up(%)	22.4	CIBSE SHR NOM	1.00
TEST VOLTAGE(V)	120	η down(%)	77.6	CIBSE SHR MAX	1.15



C Range: 0 - 360DEG  
 C Interval: 22.5DEG  
 Test Speed: HIGH  
 Temperature:25.1DEG  
 Operators:Carl  
 Test Date:2022-11-30

Carl Deng

γ Range: 0 - 180DEG  
 γ Interval: 1.0DEG  
 Test System:EVERFINE GO-R5000\_V2 SYSTEM V2.0.351  
 Humidity:42%  
 Test Distance:2.532m [K=1.0000]  
 Remarks:

Reviewed by : Henry He

## ZONAL FLUX DIAGRAM

## ZONAL FLUX DIAGRAM:

$\gamma$	C0	C45	C90	C135	C180	C225	C270	C315	$\gamma$	$\Phi$ zone	$\Phi$ total	%lum,lamp
10	382.8	349.1	328.2	349.1	386.9	413.9	395.0	408.7	0- 10	36.70	36.70	2.64,2.64
20	365.7	319.8	317.5	321.4	372.2	337.7	225.0	336.1	10- 20	99.51	136.2	9.8,9.8
30	321.6	315.7	323.3	318.9	327.8	200.6	133.7	199.9	20- 30	137.1	273.3	19.7,19.7
40	251.0	308.9	322.2	313.8	253.2	123.9	84.36	123.8	30- 40	157.2	430.6	31,31
50	169.5	295.2	310.1	300.5	168.7	75.78	46.78	76.03	40- 50	160.0	590.6	42.5,42.5
60	107.1	273.7	284.6	279.3	105.9	36.42	9.661	37.96	50- 60	149.8	740.4	53.3,53.3
70	65.84	245.0	250.2	250.3	65.31	1.485	0.3208	2.478	60- 70	131.4	871.9	62.7,62.7
80	36.21	212.3	213.7	216.7	35.64	1.134	0.3665	1.230	70- 80	112.3	984.1	70.8,70.8
90	14.69	181.8	181.5	184.2	14.09	1.183	0.3626	1.269	80- 90	94.02	1078	77.6,77.6
100	10.19	161.7	162.9	163.1	11.10	1.110	0.4929	1.204	90-100	80.40	1159	83.4,83.4
110	9.953	141.9	146.6	142.6	9.683	0.8475	0.4202	0.9167	100-110	68.81	1227	88.3,88.3
120	8.937	122.0	130.4	122.8	8.866	0.5203	0.2750	0.5780	110-120	56.34	1284	92.4,92.4
130	9.895	100.8	112.9	101.7	10.23	0.2395	0.2651	0.2880	120-130	43.44	1327	95.5,95.5
140	11.24	78.55	92.50	79.65	11.06	0.2365	0.2588	0.2833	130-140	30.68	1358	97.7,97.7
150	11.60	54.11	68.47	55.17	12.48	0.2947	0.2828	0.3271	140-150	19.05	1377	99.1,99.1
160	6.328	30.53	41.82	31.17	7.046	1.512	0.3600	0.4279	150-160	9.507	1386	99.8,99.8
170	1.269	9.109	15.28	7.405	1.805	1.102	0.5170	0.7720	160-170	2.865	1389	100,100
180	1.208	1.227	0.9023	1.244	1.208	1.214	1.402	1.160	170-180	0.2308	1390	100,100
DEG	LUMINOUS INTENSITY:cd									UNIT:lm		

Conical surface Flux(90deg): 511.1 lm

%lum = 36.8%

%lamp = 36.8%

Conical surface Flux(120deg): 740.44 lm

%lum = 53.3%

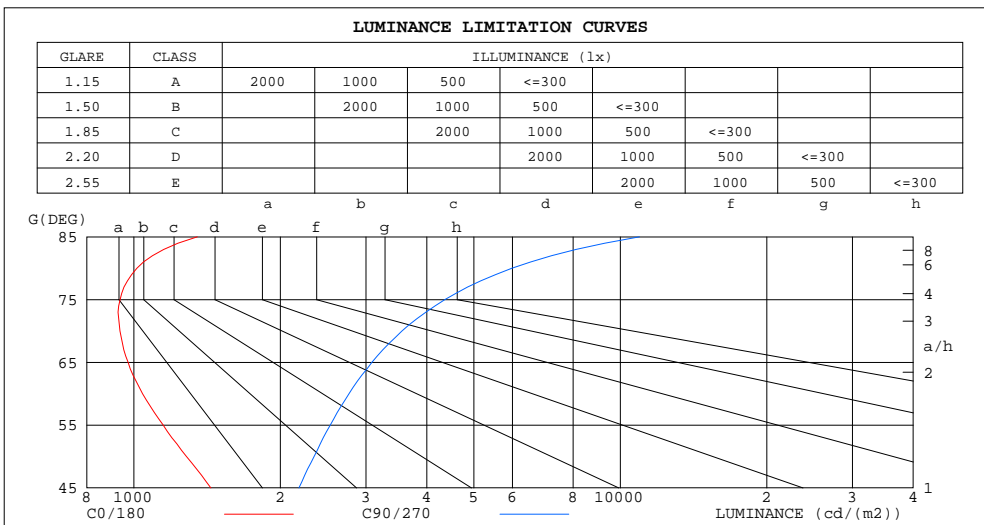
%lamp = 53.3%

C Range: 0 - 360DEG  
 C Interval: 22.5DEG  
 Test Speed: HIGH  
 Temperature:25.1DEG  
 Operators:Carl  
 Test Date:2022-11-30

$\gamma$  Range: 0 - 180DEG  
 $\gamma$  Interval: 1.0DEG  
 Test System:EVERFINE GO-R5000\_V2 SYSTEM V2.0.351  
 Humidity:42%  
 Test Distance:2.532m [K=1.0000]  
 Remarks:

LUMINANCE LIMITATION CURVES

Test:U:120.0V I:0.2556A P:29.96W PF:0.9766 Lamp Flux:2069x1 lm		
NAME: LED luminaires	TYPE:N/A	WEIGHT:N/A
SPEC.:ASD-LVF24M-5D28CC-BK 3000K	DIM.: N/A	SERIAL No.:N/A
MFR.: ASD Lighting corp	SUR.:N/A	Shielding Angle:N/A



LUMINANCE cd/(m2)		
G (DEG)	C0/180	C90/270
85	1350	10941
80	1014	5986
75	937	4358
70	936	3559
65	973	3086
60	1042	2768
55	1148	2535
50	1282	2347
45	1440	2185

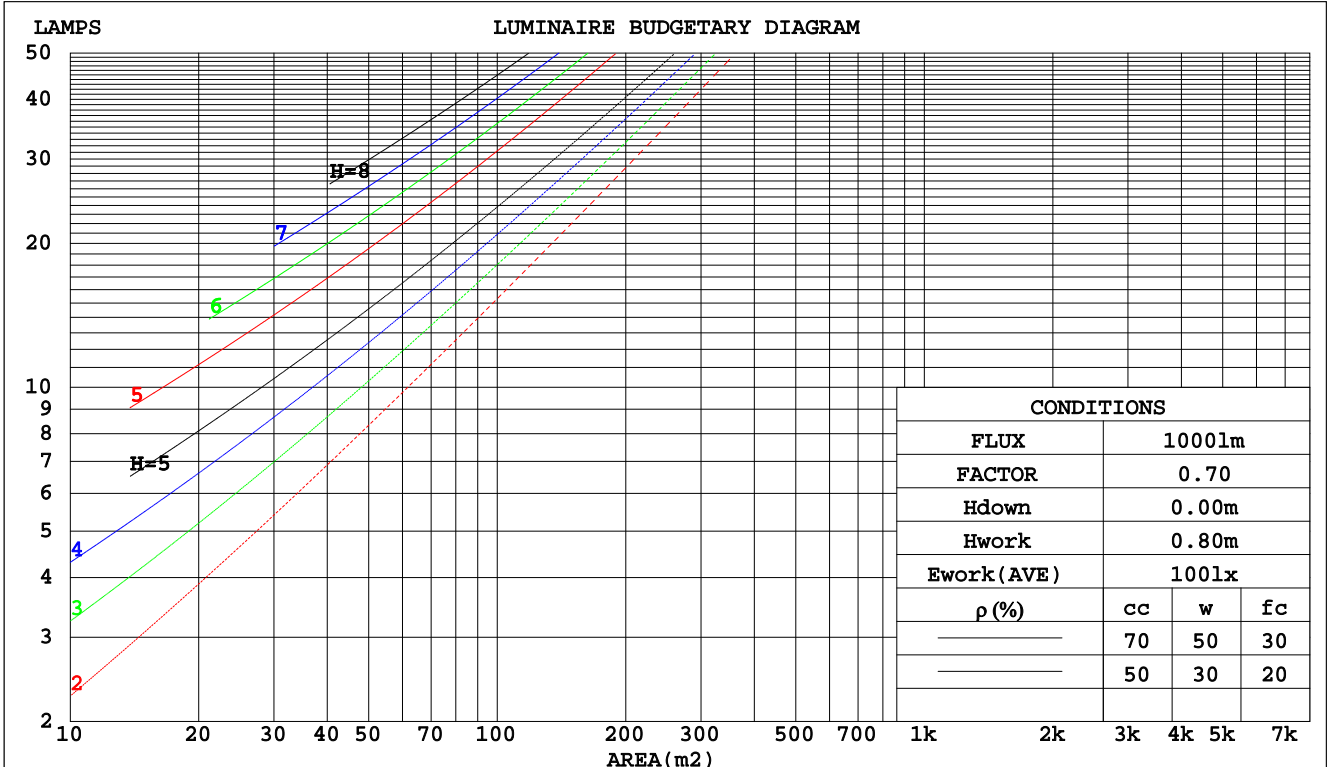
C Range: 0 - 360DEG  
 C Interval: 22.5DEG  
 Test Speed: HIGH  
 Temperature:25.1DEG  
 Operators:Carl  
 Test Date:2022-11-30

$\gamma$  Range: 0 - 180DEG  
 $\gamma$  Interval: 1.0DEG  
 Test System:EVERFINE GO-R5000\_V2 SYSTEM V2.0.351  
 Humidity:42%  
 Test Distance:2.532m [K=1.0000]  
 Remarks:

CU AND LUMINAIRE BUDGETARY ESTIMATE DIAGRAM

Test:U:120.0V I:0.2556A P:29.96W PF:0.9766 Lamp Flux:2069x1 lm		
NAME: LED luminaires	TYPE:N/A	WEIGHT:N/A
SPEC.:ASD-LVF24M-5D28CC-BK 3000K	DIM.: N/A	SERIAL No.:N/A
MFR.: ASD Lighting corp	SUR.:N/A	Shielding Angle:N/A

pcc	80%			70%			50%			30%			10%			0
	50%	30%	10%	50%	30%	10%	50%	30%	10%	50%	30%	10%	50%	30%	10%	0
pw																0
pfc	20%			20%			20%			20%			20%			0
RCR	RCR:Room Cavity Ratio      Coefficients of Utilization(CU)															
0.0	1.14	1.14	1.14	1.08	1.08	1.08	.99	.99	.99	.90	.90	.90	.81	.81	.81	.78
1.0	.96	.91	.86	.91	.87	.83	.83	.79	.76	.75	.72	.70	.68	.66	.64	.60
2.0	.83	.75	.69	.79	.72	.66	.71	.66	.61	.65	.60	.57	.59	.55	.52	.49
3.0	.72	.64	.57	.69	.61	.55	.63	.56	.51	.57	.52	.47	.52	.47	.44	.41
4.0	.64	.55	.48	.61	.53	.46	.56	.49	.43	.51	.45	.40	.46	.41	.37	.34
5.0	.57	.48	.41	.54	.46	.40	.50	.43	.37	.45	.40	.35	.41	.36	.33	.30
6.0	.51	.42	.36	.49	.41	.35	.45	.38	.33	.41	.35	.31	.38	.33	.29	.26
7.0	.46	.38	.31	.44	.36	.31	.41	.34	.29	.38	.32	.27	.34	.29	.25	.23
8.0	.42	.34	.28	.41	.33	.27	.37	.31	.26	.34	.29	.24	.32	.27	.23	.21
9.0	.39	.31	.25	.37	.30	.25	.34	.28	.23	.32	.26	.22	.29	.24	.21	.19
10.0	.36	.28	.23	.34	.27	.22	.32	.26	.21	.30	.24	.20	.27	.22	.19	.17



C Range: 0 - 360DEG  
 C Interval: 22.5DEG  
 Test Speed: HIGH  
 Temperature:25.1DEG  
 Operators:Carl  
 Test Date:2022-11-30

γ Range: 0 - 180DEG  
 γ Interval: 1.0DEG  
 Test System:EVERFINE GO-R5000\_V2 SYSTEM V2.0.351  
 Humidity:42%  
 Test Distance:2.532m [K=1.0000]  
 Remarks:

WEC AND CCEC

Test:U:120.0V I:0.2556A P:29.96W PF:0.9766 Lamp Flux:2069x1 lm		
NAME: LED luminaires	TYPE:N/A	WEIGHT:N/A
SPEC.:ASD-LVF24M-5D28CC-BK 3000K	DIM.: N/A	SERIAL No.:N/A
MFR.: ASD Lighting corp	SUR.:N/A	Shielding Angle:N/A

ρcc	80%			70%			50%			30%			10%			0
ρw	50%	30%	10%	50%	30%	10%	50%	30%	10%	50%	30%	10%	50%	30%	10%	0
ρfc	20%			20%			20%			20%			20%			0
RCR	RCR:Room Cavity Ratio						Wall Exitance Coefficients(WEC)									
0.0																
1.0	.364	.207	.066	.350	.200	.063	.324	.186	.059	.300	.173	.055	.277	.161	.052	
2.0	.316	.173	.053	.303	.167	.051	.280	.155	.048	.258	.145	.045	.238	.134	.042	
3.0	.282	.150	.045	.270	.145	.044	.249	.135	.041	.229	.125	.038	.210	.117	.036	
4.0	.254	.132	.039	.244	.128	.038	.224	.119	.036	.206	.111	.033	.190	.103	.031	
5.0	.232	.118	.034	.222	.114	.033	.205	.107	.031	.188	.099	.030	.173	.092	.028	
6.0	.213	.107	.031	.204	.103	.030	.188	.096	.028	.173	.090	.026	.159	.084	.025	
7.0	.197	.097	.028	.189	.094	.027	.174	.088	.025	.160	.082	.024	.147	.076	.022	
8.0	.183	.089	.025	.176	.087	.024	.162	.081	.023	.149	.076	.022	.137	.070	.021	
9.0	.171	.083	.023	.164	.080	.022	.152	.075	.021	.140	.070	.020	.128	.065	.019	
10.0	.160	.077	.021	.154	.074	.021	.142	.070	.020	.131	.065	.019	.121	.061	.017	

ρcc	80%			70%			50%			30%			10%			0
ρw	50%	30%	10%	50%	30%	10%	50%	30%	10%	50%	30%	10%	50%	30%	10%	0
ρfc	20%			20%			20%			20%			20%			0
RCR	RCR:Room Cavity Ratio						Ceiling Cavity Exitance Coefficients(CCEC)									
0.0	.361	.361	.361	.309	.309	.309	.211	.211	.211	.121	.121	.121	.039	.039	.039	
1.0	.356	.328	.302	.305	.281	.260	.208	.194	.180	.120	.112	.105	.038	.036	.034	
2.0	.349	.305	.268	.299	.263	.232	.205	.182	.162	.118	.106	.095	.038	.034	.031	
3.0	.341	.289	.247	.292	.249	.214	.201	.173	.150	.116	.101	.088	.037	.033	.029	
4.0	.333	.276	.233	.286	.239	.202	.197	.166	.142	.114	.097	.084	.037	.032	.028	
5.0	.325	.266	.223	.280	.230	.194	.193	.161	.137	.112	.094	.081	.036	.031	.027	
6.0	.318	.258	.215	.273	.224	.188	.189	.157	.133	.109	.092	.079	.035	.030	.026	
7.0	.311	.252	.210	.268	.218	.183	.185	.153	.130	.107	.090	.077	.035	.030	.026	
8.0	.305	.246	.206	.262	.214	.180	.182	.150	.127	.106	.088	.076	.034	.029	.025	
9.0	.299	.241	.203	.257	.210	.177	.178	.147	.126	.104	.087	.075	.034	.029	.025	
10.0	.293	.237	.200	.253	.206	.175	.175	.145	.124	.102	.086	.074	.033	.028	.025	

C Range: 0 - 360DEG  
 C Interval: 22.5DEG  
 Test Speed: HIGH  
 Temperature:25.1DEG  
 Operators:Carl  
 Test Date:2022-11-30

γ Range: 0 - 180DEG  
 γ Interval: 1.0DEG  
 Test System:EVERFINE GO-R5000\_V2 SYSTEM V2.0.351  
 Humidity:42%  
 Test Distance:2.532m [K=1.0000]  
 Remarks:

UGR(Unified Glare Rating) Table

Test:U:120.0V I:0.2556A P:29.96W PF:0.9766 Lamp Flux:2069x1 lm										
NAME: LED luminaires					TYPE:N/A			WEIGHT:N/A		
SPEC.:ASD-LVF24M-5D28CC-BK 3000K					DIM.: N/A			SERIAL No.:N/A		
MFR.: ASD Lighting corp					SUR.:N/A			Shielding Angle:N/A		
ceiling/cavity	0.7	0.7	0.5	0.5	0.3	0.7	0.7	0.5	0.5	0.3
walls	0.5	0.3	0.5	0.3	0.3	0.5	0.3	0.5	0.3	0.3
working plane	0.2	0.2	0.2	0.2	0.2	0.2	0.2	0.2	0.2	0.2
Room dimensions	Viewed crosswise					Viewed endwise				
x = 2H y = 2H	14.2	15.5	14.8	16.0	16.7	16.5	17.8	17.1	18.4	19.0
3H	15.9	17.0	16.5	17.6	18.3	19.3	20.4	19.8	21.0	21.7
4H	16.6	17.7	17.2	18.3	19.0	20.7	21.8	21.3	22.4	23.1
6H	17.2	18.2	17.8	18.9	19.6	22.3	23.4	22.9	24.0	24.7
8H	17.4	18.4	18.1	19.1	19.8	23.2	24.2	23.8	24.8	25.6
12H	17.7	18.6	18.3	19.3	20.0	24.2	25.2	24.9	25.8	26.6
4H 2H	15.8	16.9	16.4	17.5	18.2	17.3	18.4	17.9	19.0	19.7
3H	18.0	18.9	18.6	19.6	20.3	20.3	21.2	20.9	21.9	22.7
4H	19.1	19.9	19.7	20.6	21.4	21.9	22.8	22.6	23.5	24.3
6H	20.0	20.8	20.7	21.5	22.3	23.7	24.5	24.4	25.2	26.0
8H	20.4	21.2	21.1	21.9	22.7	24.7	25.5	25.4	26.2	27.0
12H	20.7	21.4	21.5	22.2	23.0	25.8	26.5	26.6	27.2	28.1
8H 4H	20.4	21.1	21.1	21.8	22.7	22.5	23.2	23.2	23.9	24.8
6H	21.9	22.5	22.6	23.3	24.1	24.6	25.2	25.3	26.0	26.8
8H	22.7	23.2	23.4	24.0	24.9	25.8	26.4	26.6	27.1	28.0
12H	23.3	23.8	24.1	24.6	25.5	27.2	27.7	27.9	28.4	29.3
12H 4H	20.7	21.4	21.4	22.1	23.0	22.6	23.3	23.3	24.0	24.8
6H	22.5	23.1	23.3	23.8	24.7	24.8	25.4	25.6	26.1	27.0
8H	23.5	24.0	24.2	24.7	25.7	26.2	26.6	26.9	27.4	28.3
Variations with the observer position at spacings:										
S = 1.0H	+ 0.1 / - 0.1					+ 0.1 / - 0.1				
1.5H	+ 0.2 / - 0.3					+ 0.2 / - 0.3				
2.0H	+ 0.3 / - 0.5					+ 0.3 / - 0.4				

CIE Pub.117 Corrected 1390 lm Total Lamp Luminous Flux.(8log(F/F0) = 1.1)

C Range: 0 - 360DEG  
 C Interval: 22.5DEG  
 Test Speed: HIGH  
 Temperature:25.1DEG  
 Operators:Carl  
 Test Date:2022-11-30

γ Range: 0 - 180DEG  
 γ Interval: 1.0DEG  
 Test System:EVERFINE GO-R5000\_V2 SYSTEM V2.0.351  
 Humidity:42%  
 Test Distance:2.532m [K=1.0000]  
 Remarks:

## UTILIZATION FACTORS TABLE

Test:U:120.0V I:0.2556A P:29.96W PF:0.9766 Lamp Flux:2069x1 lm		
NAME: LED luminaires	TYPE:N/A	WEIGHT:N/A
SPEC.:ASD-LVF24M-5D28CC-BK 3000K	DIM.: N/A	SERIAL No.:N/A
MFR.: ASD Lighting corp	SUR.:N/A	Shielding Angle:N/A

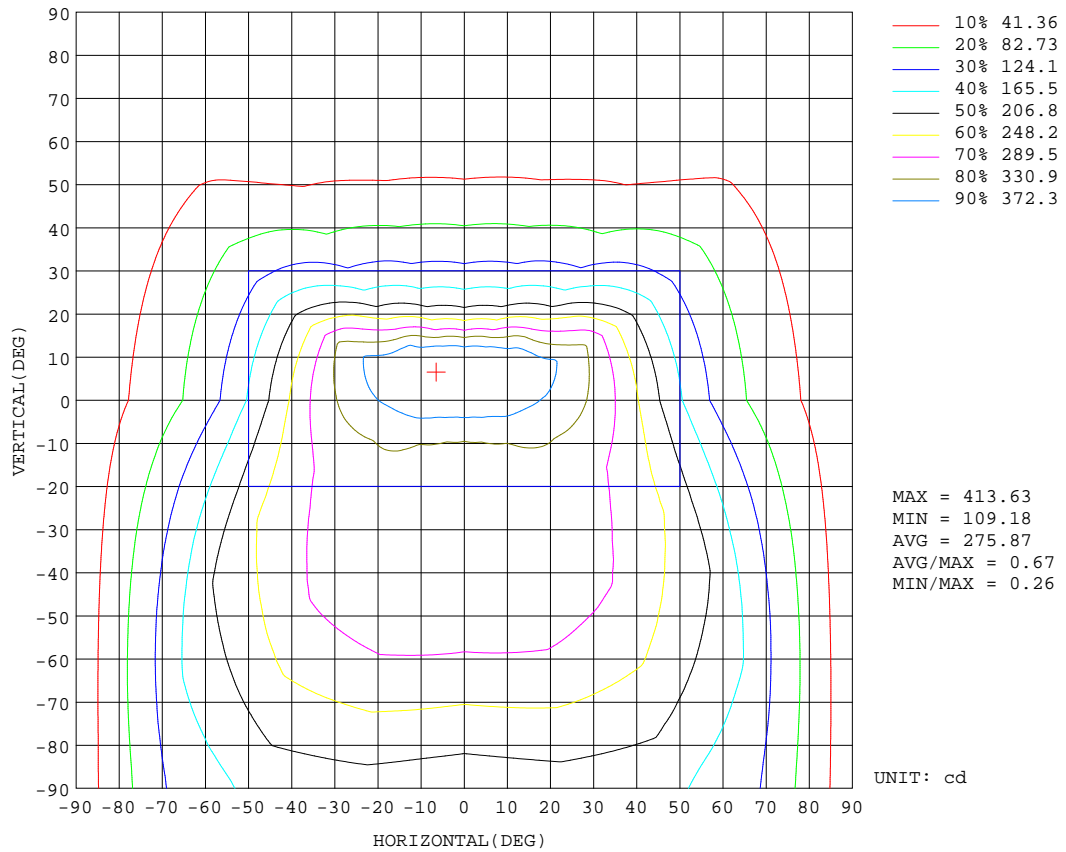
REFLECTANCE										
Ceiling	0.8	0.8	0.8	0.7	0.7	0.7	0.5	0.5	0.5	0
Walls	0.7	0.5	0.3	0.7	0.5	0.3	0.7	0.5	0.3	0
Working plane	0.2	0.2	0.2	0.2	0.2	0.2	0.2	0.2	0.2	0
ROOM INDEX	UTILIZATION FACTORS(PERCENT) $k(RI) \times RCR = 5$									
k = 0.60	49	37	30	48	37	30	46	35	29	23
0.80	58	46	38	56	45	37	53	43	36	29
1.00	66	53	45	63	52	44	60	52	43	34
1.25	72	60	52	70	59	51	65	56	49	39
1.50	77	65	57	74	64	56	69	60	54	43
2.00	84	74	66	81	71	64	75	67	61	48
2.50	89	79	71	85	76	69	78	71	65	52
3.00	92	83	76	88	80	74	81	74	69	55
4.00	97	89	83	92	86	80	85	79	74	59
5.00	99	93	87	95	89	84	87	82	78	62
ROOM INDEX	UF(total)									Direct
According to DIN EN 13032-2 2004			Suspended				SHRNOM = 1.25			

C Range: 0 - 360DEG  
 C Interval: 22.5DEG  
 Test Speed: HIGH  
 Temperature:25.1DEG  
 Operators:Carl  
 Test Date:2022-11-30

$\gamma$  Range: 0 - 180DEG  
 $\gamma$  Interval: 1.0DEG  
 Test System:EVERFINE GO-R5000\_V2 SYSTEM V2.0.351  
 Humidity:42%  
 Test Distance:2.532m [K=1.0000]  
 Remarks:

ISOCANDELA DIAGRAM

Test:U:120.0V I:0.2556A P:29.96W PF:0.9766 Lamp Flux:2069x1 lm		
NAME: LED luminaires	TYPE:N/A	WEIGHT:N/A
SPEC.:ASD-LVF24M-5D28CC-BK 3000K	DIM.: N/A	SERIAL No.:N/A
MFR.: ASD Lighting corp	SUR.:N/A	Shielding Angle:N/A



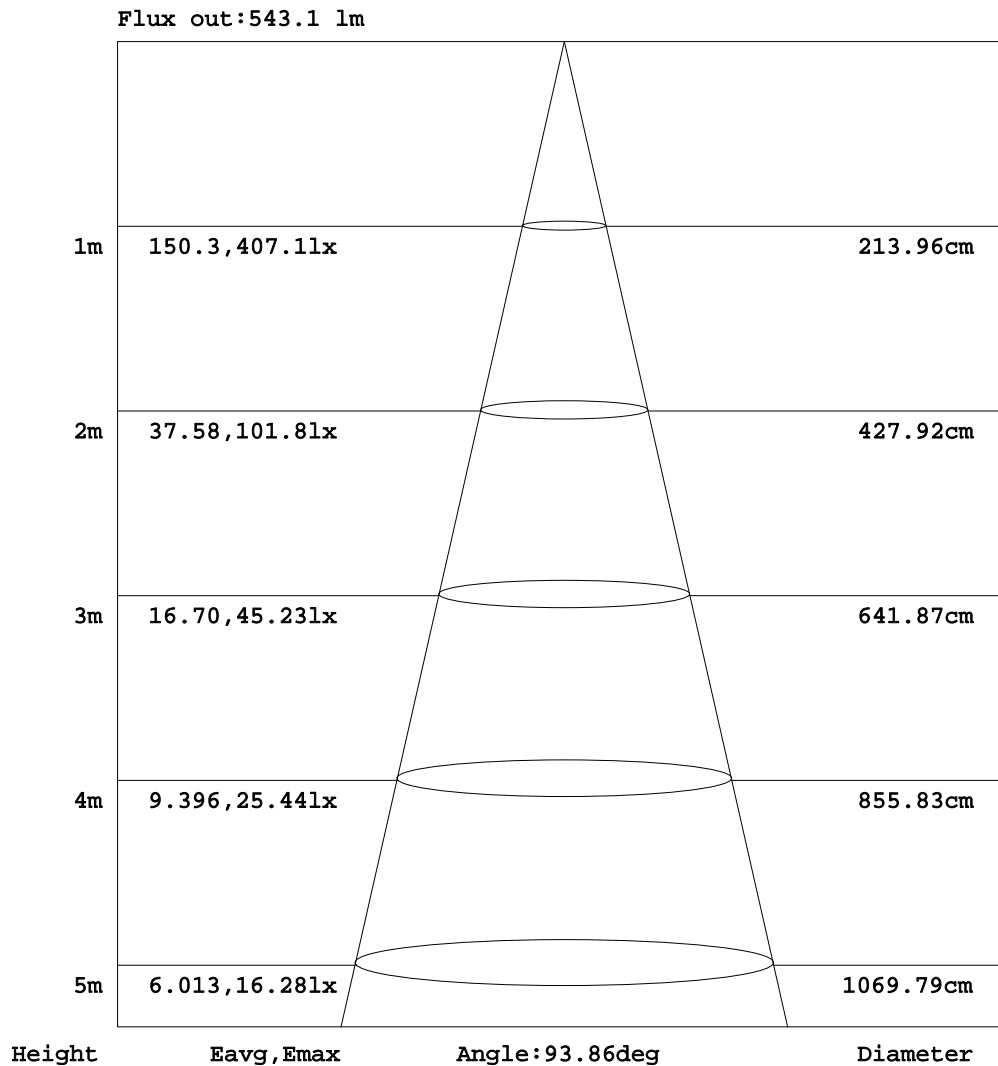
C Range: 0 - 360DEG  
 C Interval: 22.5DEG  
 Test Speed: HIGH  
 Temperature:25.1DEG  
 Operators:Carl  
 Test Date:2022-11-30

γ Range: 0 - 180DEG  
 γ Interval: 1.0DEG  
 Test System:EVERFINE GO-R5000\_V2 SYSTEM V2.0.351  
 Humidity:42%  
 Test Distance:2.532m [K=1.0000]  
 Remarks:



AAI Figure

Test:U:120.0V I:0.2556A P:29.96W PF:0.9766 Lamp Flux:2069x1 lm		
NAME: LED luminaires	TYPE:N/A	WEIGHT:N/A
SPEC.:ASD-LVF24M-5D28CC-BK 3000K	DIM.: N/A	SERIAL No.:N/A
MFR.: ASD Lighting corp	SUR.:N/A	Shielding Angle:N/A



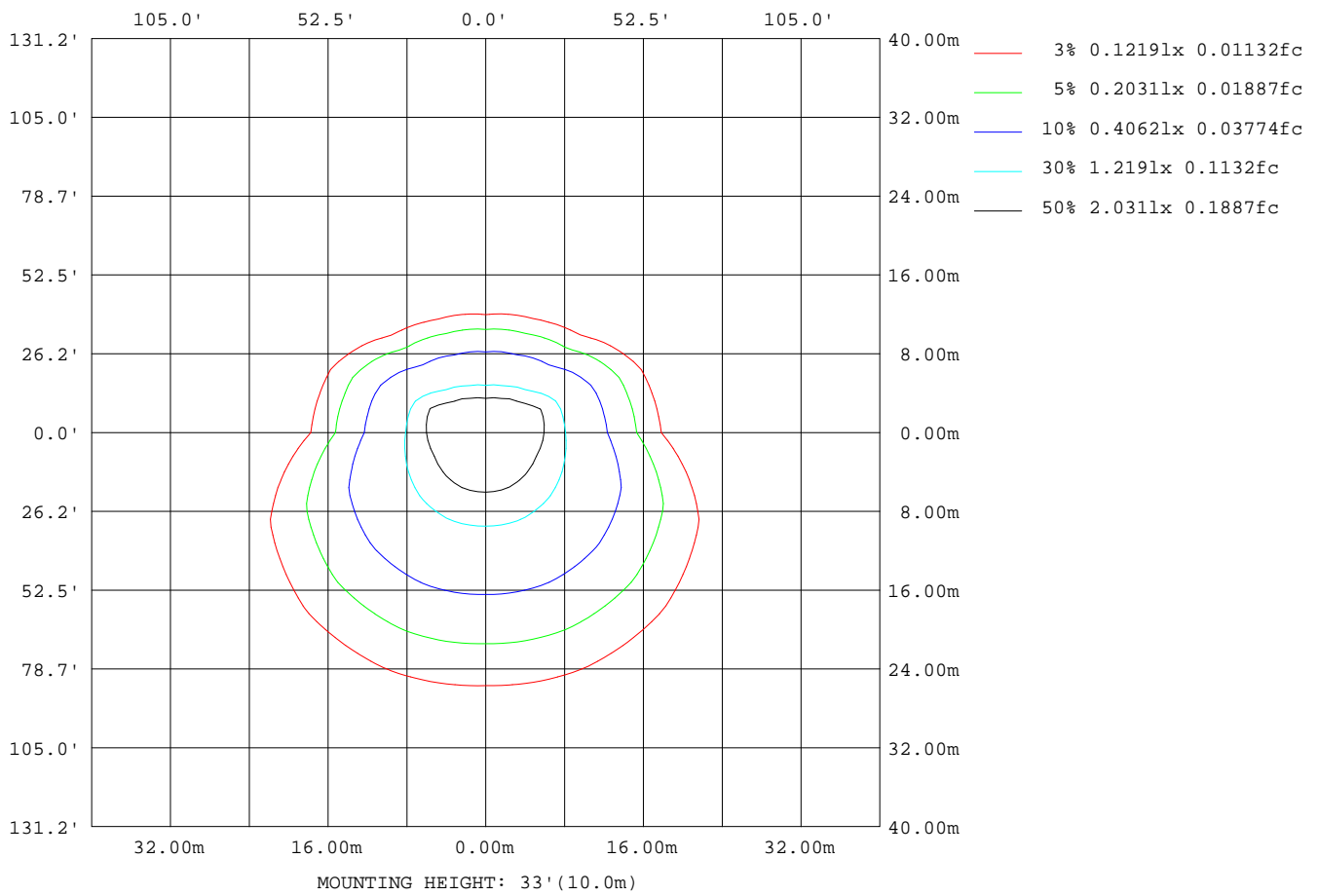
Note:The Curves indicate the illuminated area and the average illumination when the luminaire is at different distance.

C Range: 0 - 360DEG  
 C Interval: 22.5DEG  
 Test Speed: HIGH  
 Temperature:25.1DEG  
 Operators:Carl  
 Test Date:2022-11-30

γ Range: 0 - 180DEG  
 γ Interval: 1.0DEG  
 Test System:EVERFINE GO-R5000\_V2 SYSTEM V2.0.351  
 Humidity:42%  
 Test Distance:2.532m [K=1.0000]  
 Remarks:

ISOLUX DIAGRAM

Test:U:120.0V I:0.2556A P:29.96W PF:0.9766 Lamp Flux:2069x1 lm		
NAME: LED luminaires	TYPE:N/A	WEIGHT:N/A
SPEC.:ASD-LVF24M-5D28CC-BK 3000K	DIM.: N/A	SERIAL No.:N/A
MFR.: ASD Lighting corp	SUR.:N/A	Shielding Angle:N/A



C Range: 0 - 360DEG  
 C Interval: 22.5DEG  
 Test Speed: HIGH  
 Temperature:25.1DEG  
 Operators:Carl  
 Test Date:2022-11-30

γ Range: 0 - 180DEG  
 γ Interval: 1.0DEG  
 Test System:EVERFINE GO-R5000\_V2 SYSTEM V2.0.351  
 Humidity:42%  
 Test Distance:2.532m [K=1.0000]  
 Remarks:

## LED Avg.L Report

Test:U:120.0V I:0.2556A P:29.96W PF:0.9766 Lamp Flux:2069x1 lm		
NAME: LED luminaires	TYPE:N/A	WEIGHT:N/A
SPEC.:ASD-LVF24M-5D28CC-BK 3000K	DIM.: N/A	SERIAL No.:N/A
MFR.: ASD Lighting corp	SUR.:N/A	Shielding Angle:N/A

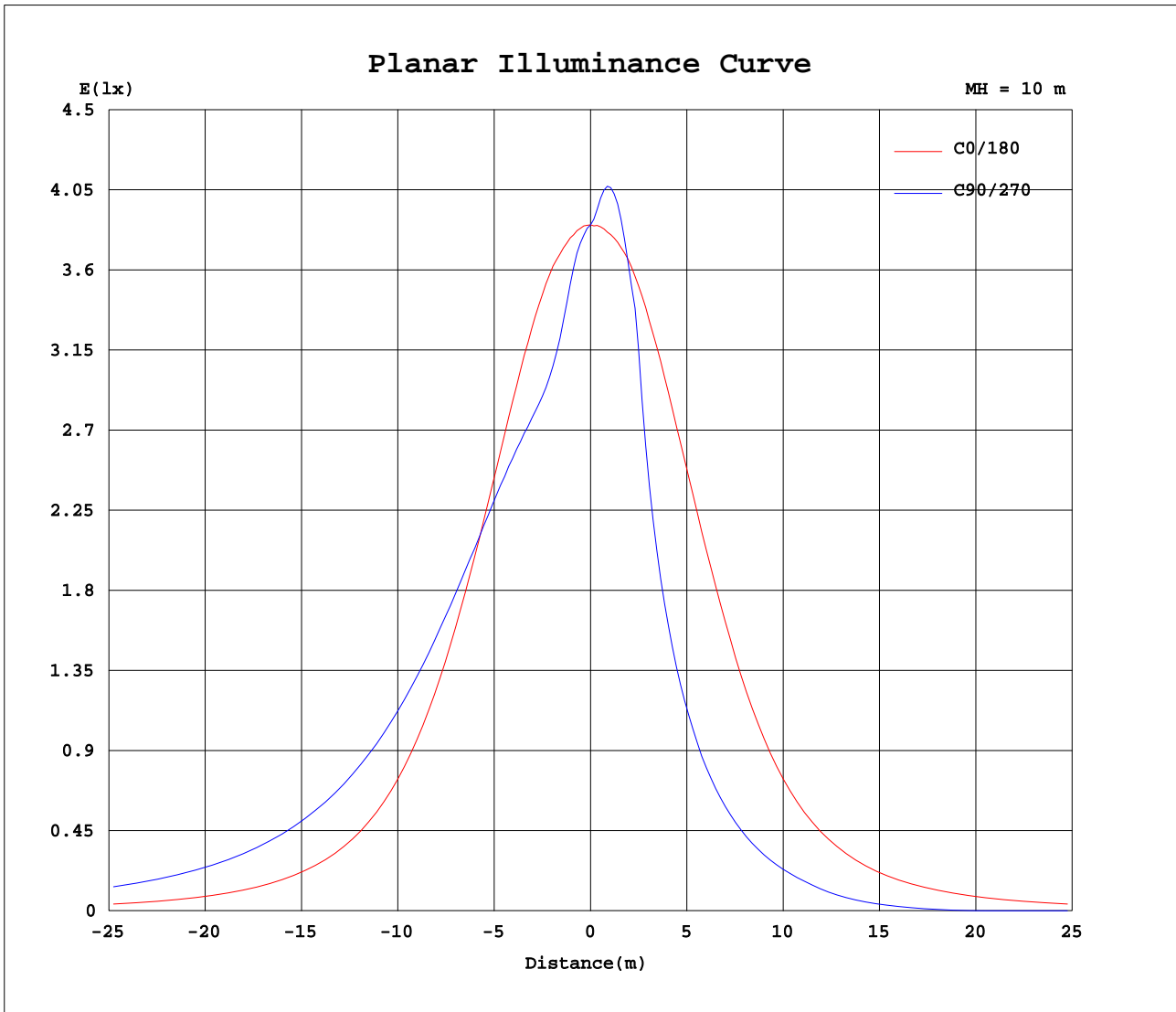
AvgL	cd/m2
L_0~180(65)av	969
L_0~180(75)av	931
L_0~180(85)av	1325
L_90~270(65)av	1545
L_90~270(75)av	2182
L_90~270(85)av	5481
L_45(65)av	1613
L_45(75)av	2188
L_45(85)av	5550

Standard: GB/T 29293-2012

C Range: 0 - 360DEG  
C Interval: 22.5DEG  
Test Speed: HIGH  
Temperature:25.1DEG  
Operators:Carl  
Test Date:2022-11-30

$\gamma$  Range: 0 - 180DEG  
 $\gamma$  Interval: 1.0DEG  
Test System:EVERFINE GO-R5000\_V2 SYSTEM V2.0.351  
Humidity:42%  
Test Distance:2.532m [K=1.0000]  
Remarks:

Planar Illuminance Curve



C Range: 0 - 360DEG  
 C Interval: 22.5DEG  
 Test Speed: HIGH  
 Temperature: 25.1DEG  
 Operators: Carl  
 Test Date: 2022-11-30

$\gamma$  Range: 0 - 180DEG  
 $\gamma$  Interval: 1.0DEG  
 Test System: EVERFINE GO-R5000\_V2 SYSTEM V2.0.351  
 Humidity: 42%  
 Test Distance: 2.532m [K=1.0000]  
 Remarks:

LUMINOUS DISTRIBUTION INTENSITY DATA

Test:U:120.0V I:0.2556A P:29.96W PF:0.9766 Lamp Flux:2069x1 lm		
NAME: LED luminaires	TYPE:N/A	WEIGHT:N/A
SPEC.:ASD-LVF24M-5D28CC-BK 3000K	DIM.: N/A	SERIAL No.:N/A
MFR.: ASD Lighting corp	SUR.:N/A	Shielding Angle:N/A

Table--1

UNIT: cd

C(DEG) γ (DEG)	0	22.5	45	67.5	90	112.5	135	157.5	180	202.5	225	247.5	270	292.5	315	337.5			
0	385	385	385	385	385	385	385	385	385	385	385	385	385	385	385	385			
5	384	381	375	367	365	368	374	381	386	396	406	410	412	410	404	393			
10	383	373	349	333	328	333	349	374	387	409	414	402	395	401	409	402			
15	378	358	328	317	316	317	328	360	383	411	391	349	318	349	385	401			
20	366	340	320	318	317	319	321	342	372	399	338	248	225	248	336	388			
25	347	323	318	321	321	322	320	325	353	375	257	188	171	189	256	363			
30	322	307	316	323	323	325	319	310	328	347	201	148	134	149	200	335			
35	290	293	313	324	324	327	317	297	295	293	158	117	106	117	158	289			
40	251	280	309	323	322	326	314	285	253	237	124	93.1	84.4	93.3	124	235			
45	209	267	302	318	318	322	308	272	210	190	97.9	72.8	65.9	73.1	97.8	189			
50	169	252	295	311	310	315	301	257	169	150	75.8	55.0	46.8	55.4	76.0	149			
55	135	238	285	302	299	305	291	243	134	117	57.3	33.3	26.4	34.2	57.5	117			
60	107	223	274	289	285	292	279	228	106	91.0	36.4	15.0	9.66	15.8	38.0	91.4			
65	84.6	208	260	273	268	278	266	213	83.8	70.0	16.5	0.98	0.31	1.41	18.0	70.2			
70	65.8	192	245	257	250	261	250	197	65.3	50.8	1.49	0.30	0.32	0.34	2.48	51.8			
75	49.8	176	229	239	232	243	234	180	49.3	28.9	1.05	0.31	0.32	0.34	1.16	31.0			
80	36.2	159	212	222	214	225	217	164	35.6	17.8	1.13	0.32	0.37	0.35	1.23	18.3			
85	24.2	143	196	204	196	207	200	147	23.3	16.2	1.18	0.34	0.38	0.36	1.27	16.7			
90	14.7	130	182	190	182	192	184	132	14.1	14.8	1.18	0.35	0.36	0.37	1.27	15.3			
95	12.6	121	171	180	172	181	173	123	12.1	13.8	1.17	0.39	0.43	0.41	1.26	14.3			
100	10.2	113	162	170	163	171	163	114	11.1	12.9	1.11	0.42	0.49	0.42	1.20	13.3			
105	10.2	105	152	161	154	162	153	106	10.4	11.8	0.99	0.39	0.48	0.40	1.07	12.2			
110	9.95	97.0	142	152	147	152	143	98.0	9.68	10.5	0.85	0.36	0.42	0.36	0.92	11.0			
115	9.43	89.2	132	143	139	144	133	90.1	8.97	8.76	0.70	0.30	0.34	0.32	0.75	9.27			
120	8.94	81.4	122	133	130	134	123	82.5	8.87	6.98	0.52	0.26	0.27	0.28	0.58	7.48			
125	9.18	73.5	111	124	122	125	112	74.8	9.71	5.31	0.34	0.26	0.27	0.28	0.40	5.79			
130	9.89	65.4	101	113	113	114	102	66.8	10.2	3.69	0.24	0.26	0.27	0.28	0.29	4.20			
135	10.4	56.9	89.7	102	103	103	90.8	58.1	10.8	2.21	0.24	0.25	0.26	0.27	0.28	2.69			
140	11.2	48.5	78.6	90.7	92.5	91.7	79.7	49.1	11.1	1.56	0.24	0.25	0.26	0.27	0.28	1.61			
145	11.0	40.3	66.5	78.5	80.9	79.6	67.6	41.2	11.5	1.79	0.25	0.26	0.27	0.28	0.30	1.18			
150	11.6	32.2	54.1	65.6	68.5	66.7	55.2	33.7	12.5	3.57	0.29	0.27	0.28	0.30	0.33	0.93			
155	10.3	24.6	42.2	52.1	55.2	53.1	39.1	26.0	11.6	5.68	0.72	0.31	0.32	0.34	0.37	0.70			
160	6.33	16.8	30.5	38.9	41.8	39.7	31.2	18.4	7.05	4.58	1.51	0.40	0.36	0.37	0.43	0.89			
165	3.34	9.38	19.3	25.9	28.4	26.5	19.4	8.06	3.46	3.03	1.13	0.68	0.40	0.42	0.54	1.25			
170	1.27	2.02	9.11	13.5	15.3	12.7	7.41	2.37	1.80	1.77	1.10	0.54	0.52	0.55	0.77	1.22			
175	0.69	0.67	1.62	2.96	4.08	2.00	1.01	0.79	0.61	0.64	0.53	0.49	0.59	0.93	1.00	1.13			
180	1.21	1.22	1.23	1.24	0.90	1.24	1.24	1.23	1.21	1.20	1.21	1.28	1.40	0.91	1.16	1.26			

C Range: 0 - 360DEG  
 C Interval: 22.5DEG  
 Test Speed: HIGH  
 Temperature:25.1DEG  
 Operators:Carl  
 Test Date:2022-11-30

γ Range: 0 - 180DEG  
 γ Interval: 1.0DEG  
 Test System:EVERFINE GO-R5000\_V2 SYSTEM V2.0.351  
 Humidity:42%  
 Test Distance:2.532m [K=1.0000]  
 Remarks: