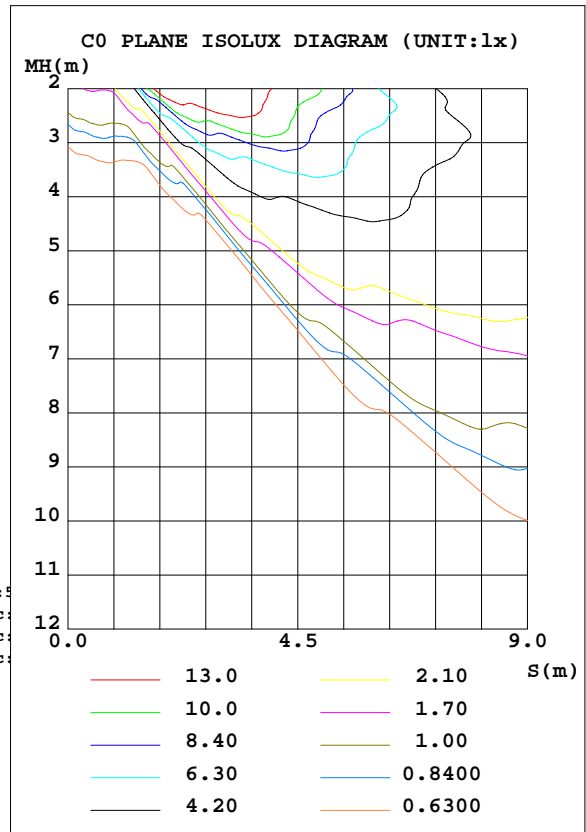
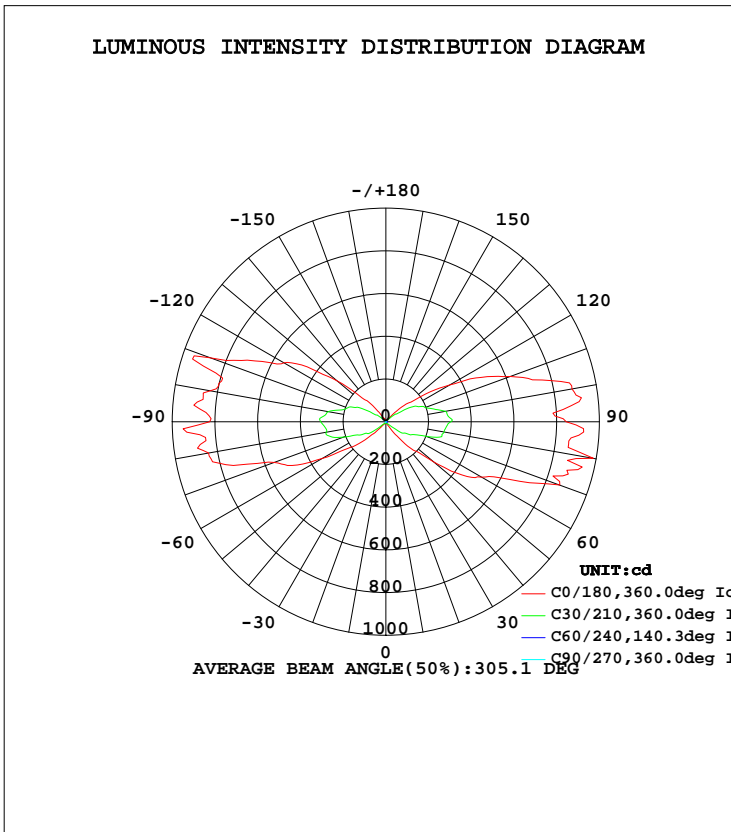


LUMINAIRE PHOTOMETRIC TEST REPORT

Test:U:120.0V I:0.1517A P:17.75W PF:0.9752 Lamp Flux:1858.92x1 lm		
NAME:ASD-OLCLR-2D18CC-BZ-4000K	TYPE:LED	WEIGHT:
SPEC.:	DIM.:	SERIAL No.:
MFR.:ASD Lighting corp	SUR.:	PROTECTION ANGLE:

DATA OF LAMP		PHOTOMETRIC DATA Eff: 104.70 lm/W			
MODEL	ASD-OLCLR-2D18CC-BZ-4000K	I _{max} (cd)	1100	S/MH(C0/180)	11.86
NOMINAL POWER(W)	18	LOR(%)	100.0	S/MH(C90/270)	1.58
RATED VOLTAGE(V)	120	TOTAL FLUX(lm)	1858.9	η UP, DN(C0-180)	23.4, 26.5
NOMINAL FLUX(lm)	1858.92	CIE CLASS	DIFFUSE	η UP, DN(C180-360)	25.5, 24.6
LAMPS INSIDE	1	η up(%)	48.9	CIBSE SHR NOM	0.00
TEST VOLTAGE(V)	120	η down(%)	51.1	CIBSE SHR MAX	1.30



C Range: 0 - 360DEG
 C Interval: 15.0DEG
 Test Speed: HIGH
 Temperature:25.3DEG
 Operators:
 Test Date:2022-03-02

γ Range: 0 - 180DEG
 γ Interval: 1.0DEG
 Test System:EVERFINE GO-2000B_V1 SYSTEM V2.0.291
 Humidity:65.0%
 Test Distance:7.500m [K=1.0000]
 Remarks:

ZONAL FLUX DIAGRAM

ZONAL FLUX DIAGRAM:

γ	C0	C45	C90	C135	C180	C225	C270	C315	γ	Φ zone	Φ total	$\%lum, lamp$
10	7.311	4.138	2.373	4.453	6.128	3.624	2.488	4.590	0- 10	0.3992	0.3992	0.02,0.02
20	8.402	5.084	2.164	5.334	7.096	3.843	2.461	5.668	10- 20	1.334	1.733	0.09,0.09
30	18.22	6.209	2.184	5.712	8.348	4.005	2.554	6.538	20- 30	2.579	4.312	0.23,0.23
40	115.3	7.049	2.245	12.84	18.13	4.355	2.681	16.10	30- 40	7.102	11.41	0.61,0.61
50	292.7	8.548	2.272	24.62	143.3	6.000	2.827	20.12	40- 50	30.85	42.26	2.27,2.27
60	518.4	14.15	2.311	98.30	344.1	12.65	3.004	92.90	50- 60	92.60	134.9	7.26,7.26
70	866.6	19.21	2.322	142.7	557.8	14.19	3.177	146.1	60- 70	182.9	317.8	17.1,17.1
80	985.9	31.74	2.342	198.3	843.3	33.62	3.343	206.1	70- 80	293.3	611.0	32.9,32.9
90	844.3	47.66	2.307	211.1	824.9	43.36	3.451	236.3	80- 90	338.8	949.9	51.1,51.1
100	885.1	42.63	2.261	187.8	836.4	31.94	3.474	214.2	90-100	323.2	1273	68.5,68.5
110	620.3	25.43	2.188	136.0	877.0	14.55	3.516	187.8	100-110	274.3	1547	83.2,83.2
120	345.6	18.16	2.091	56.01	552.6	12.80	3.393	113.5	110-120	182.3	1730	93,93
130	137.0	16.98	1.980	15.62	297.7	9.822	3.015	35.14	120-130	89.31	1819	97.8,97.8
140	21.24	7.427	1.922	8.328	107.8	4.195	2.965	13.21	130-140	29.24	1848	99.4,99.4
150	8.566	6.038	1.907	5.118	19.64	3.836	2.707	7.161	140-150	6.557	1855	99.8,99.8
160	7.157	4.770	1.918	4.527	8.501	3.309	2.538	6.294	150-160	2.568	1857	99.9,99.9
170	5.492	3.628	2.164	3.759	6.917	2.915	2.515	4.533	160-170	1.240	1859	100,100
180	5.634	3.270	2.484	4.078	5.642	3.266	2.488	4.078	170-180	0.3693	1859	100,100
DEG	LUMINOUS INTENSITY:cd									UNIT:lm		

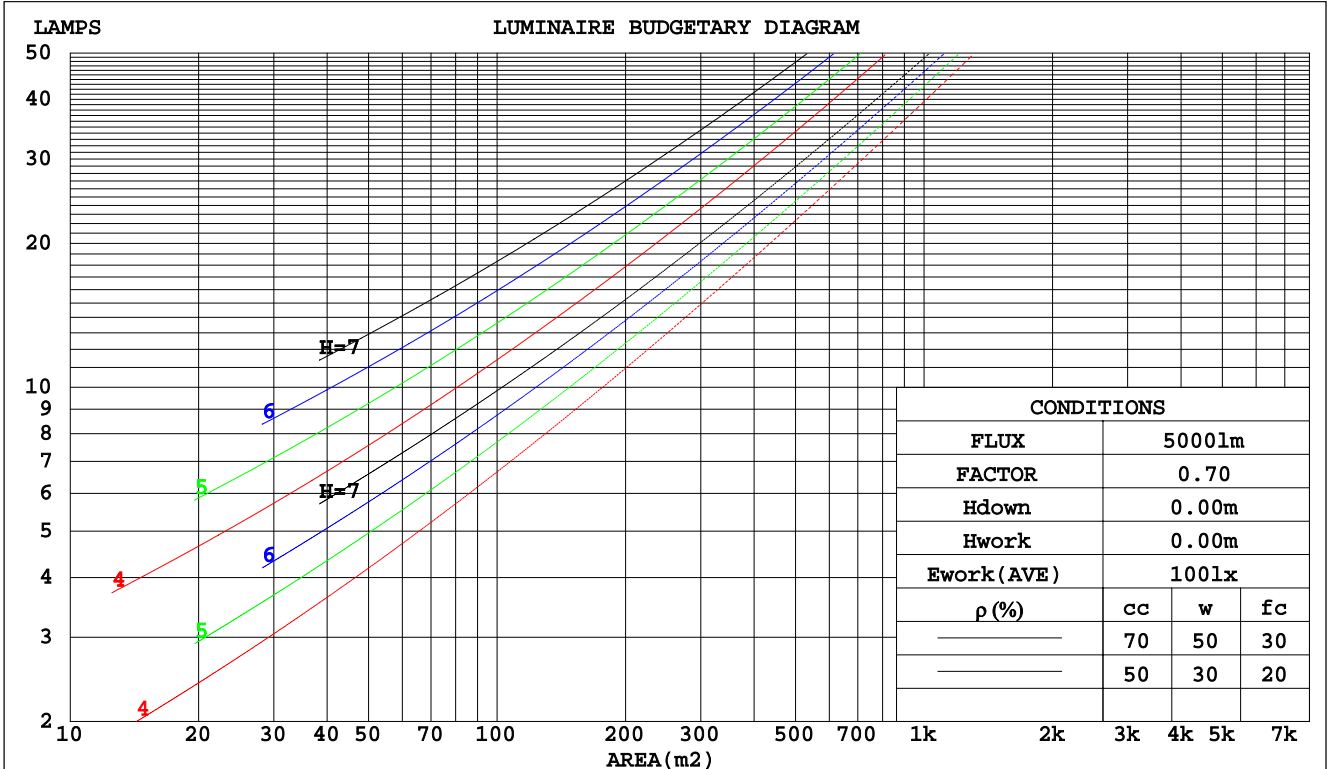
C Range: 0 - 360DEG
C Interval: 15.0DEG
Test Speed: HIGH
Temperature:25.3DEG
Operators:
Test Date:2022-03-02

γ Range: 0 - 180DEG
 γ Interval: 1.0DEG
Test System:EVERFINE GO-2000B_V1 SYSTEM V2.0.291
Humidity:65.0%
Test Distance:7.500m [K=1.0000]
Remarks:

CU AND LUMINAIRE BUDGETARY ESTIMATE DIAGRAM

Test:U:120.0V I:0.1517A P:17.75W PF:0.9752 Lamp Flux:1858.92x1 lm		
NAME:	TYPE:LED	WEIGHT:
SPEC.:	DIM.:	SERIAL No.:
MFR.:	SUR.:	PROTECTION ANGLE:

pcc	80%			70%			50%			30%			10%			0
	50%	30%	10%	50%	30%	10%	50%	30%	10%	50%	30%	10%	50%	30%	10%	0
pw																
pfc	20%			20%			20%			20%			20%			0
RCR	RCR:Room Cavity Ratio						Coefficients of Utilization(CU)									
0.0	1.07	1.07	1.07	.99	.99	.99	.84	.84	.84	.70	.70	.70	.57	.57	.57	.51
1.0	.80	.73	.66	.73	.67	.61	.60	.54	.50	.47	.43	.39	.36	.33	.30	.24
2.0	.66	.56	.47	.59	.51	.43	.48	.41	.35	.37	.31	.26	.27	.23	.19	.13
3.0	.55	.45	.36	.50	.40	.33	.40	.32	.26	.30	.24	.19	.21	.17	.13	.08
4.0	.47	.37	.29	.43	.33	.26	.34	.26	.20	.26	.20	.15	.18	.13	.09	.05
5.0	.41	.31	.23	.37	.28	.21	.30	.22	.16	.22	.16	.12	.16	.11	.07	.03
6.0	.37	.27	.19	.33	.24	.17	.26	.19	.13	.20	.14	.09	.14	.09	.06	.02
7.0	.33	.23	.16	.30	.21	.15	.24	.16	.11	.18	.12	.08	.13	.08	.05	.02
8.0	.30	.20	.14	.27	.18	.13	.21	.15	.10	.16	.11	.07	.12	.07	.04	.01
9.0	.27	.18	.12	.24	.16	.11	.19	.13	.08	.15	.10	.06	.11	.06	.03	.01
10.0	.24	.16	.11	.22	.15	.10	.18	.12	.07	.14	.09	.05	.10	.06	.03	.01



C Range: 0 - 360DEG
 C Interval: 15.0DEG
 Test Speed: HIGH
 Temperature: 25.3DEG
 Operators:
 Test Date: 2022-03-02

γ Range: 0 - 180DEG
 γ Interval: 1.0DEG
 Test System: EVERFINE GO-2000B_V1 SYSTEM V2.0.291
 Humidity: 65.0%
 Test Distance: 7.500m [K=1.0000]
 Remarks:

WEC AND CCEC

Test:U:120.0V I:0.1517A P:17.75W PF:0.9752 Lamp Flux:1858.92x1 lm		
NAME:	TYPE:LED	WEIGHT:
SPEC.:	DIM.:	SERIAL No.:
MFR.:	SUR.:	PROTECTION ANGLE:

ρcc	80%			70%			50%			30%			10%			0
ρw	50%	30%	10%	50%	30%	10%	50%	30%	10%	50%	30%	10%	50%	30%	10%	0
ρfc	20%			20%			20%			20%			20%			0
RCR	RCR:Room Cavity Ratio						Wall Exitance Coefficients(WEC)									
0.0																
1.0	.535	.304	.096	.513	.292	.093	.470	.270	.086	.432	.249	.080	.396	.230	.074	
2.0	.417	.229	.070	.397	.219	.067	.358	.199	.062	.323	.181	.057	.290	.164	.052	
3.0	.349	.186	.056	.330	.177	.053	.295	.160	.049	.262	.144	.044	.232	.129	.040	
4.0	.302	.157	.046	.284	.149	.044	.252	.134	.040	.222	.119	.036	.194	.106	.032	
5.0	.266	.136	.039	.251	.129	.037	.221	.115	.034	.193	.102	.030	.168	.090	.027	
6.0	.239	.120	.034	.224	.113	.033	.197	.101	.029	.171	.089	.026	.148	.078	.023	
7.0	.216	.107	.030	.203	.101	.029	.178	.090	.026	.154	.079	.023	.132	.069	.020	
8.0	.198	.097	.027	.186	.091	.026	.162	.081	.023	.140	.071	.021	.120	.061	.018	
9.0	.183	.088	.025	.171	.083	.023	.149	.074	.021	.129	.065	.018	.110	.056	.016	
10.0	.169	.081	.023	.159	.077	.021	.138	.068	.019	.119	.059	.017	.101	.051	.015	

ρcc	80%			70%			50%			30%			10%			0
ρw	50%	30%	10%	50%	30%	10%	50%	30%	10%	50%	30%	10%	50%	30%	10%	0
ρfc	20%			20%			20%			20%			20%			0
RCR	RCR:Room Cavity Ratio						Ceiling Cavity Exitance Coefficients(CCEC)									
0.0	.563	.563	.563	.481	.481	.481	.328	.328	.328	.189	.189	.189	.060	.060	.060	
1.0	.572	.530	.492	.489	.455	.424	.334	.313	.293	.193	.181	.170	.062	.058	.055	
2.0	.567	.509	.461	.486	.439	.398	.333	.303	.278	.192	.177	.163	.062	.057	.053	
3.0	.560	.495	.443	.480	.427	.384	.330	.297	.270	.190	.173	.159	.061	.056	.052	
4.0	.552	.484	.432	.473	.418	.376	.326	.291	.265	.188	.171	.156	.061	.056	.051	
5.0	.543	.475	.425	.467	.411	.370	.321	.287	.261	.186	.169	.155	.060	.055	.051	
6.0	.535	.468	.420	.460	.405	.366	.317	.284	.259	.184	.167	.154	.059	.055	.051	
7.0	.527	.462	.416	.454	.400	.363	.313	.281	.257	.182	.165	.153	.059	.054	.051	
8.0	.520	.457	.413	.448	.396	.360	.310	.278	.256	.180	.164	.152	.058	.054	.050	
9.0	.513	.452	.411	.442	.393	.358	.306	.276	.254	.179	.163	.152	.058	.053	.050	
10.0	.507	.448	.409	.437	.389	.357	.303	.274	.254	.177	.162	.151	.057	.053	.050	

C Range: 0 - 360DEG
 C Interval: 15.0DEG
 Test Speed: HIGH
 Temperature:25.3DEG
 Operators:
 Test Date:2022-03-02

γ Range: 0 - 180DEG
 γ Interval: 1.0DEG
 Test System:EVERFINE GO-2000B_V1 SYSTEM V2.0.291
 Humidity:65.0%
 Test Distance:7.500m [K=1.0000]
 Remarks:

UGR(Unified Glare Rating) Table

Test:U:120.0V I:0.1517A P:17.75W PF:0.9752 Lamp Flux:1858.92x1 lm										
NAME:					TYPE:LED			WEIGHT:		
SPEC.:					DIM.:			SERIAL No.:		
MFR.:					SUR.:			PROTECTION ANGLE:		
ceiling/cavity	0.7	0.7	0.5	0.5	0.3	0.7	0.7	0.5	0.5	0.3
walls	0.5	0.3	0.5	0.3	0.3	0.5	0.3	0.5	0.3	0.3
working plane	0.2	0.2	0.2	0.2	0.2	0.2	0.2	0.2	0.2	0.2
Room dimensions	Viewed crosswise					Viewed endwise				
x = 2H y = 2H	17.4	18.6	18.3	19.5	20.7	-10.8	-9.6	-10.0	-8.7	-7.5
3H	24.2	25.3	25.1	26.3	27.5	-8.9	-7.8	-8.0	-6.9	-5.6
4H	27.5	28.5	28.4	29.5	30.7	-7.8	-6.7	-6.9	-5.8	-4.5
6H	30.9	31.9	31.8	32.9	34.1	-6.4	-5.4	-5.5	-4.4	-3.2
8H	32.4	33.3	33.3	34.3	35.6	-5.6	-4.7	-4.7	-3.7	-2.4
12H	33.9	34.8	34.8	35.8	37.0	-4.7	-3.8	-3.8	-2.8	-1.6
4H 2H	17.0	18.0	17.8	19.0	20.2	4.1	5.2	5.0	6.1	7.4
3H	24.0	25.0	24.9	25.9	27.2	3.9	4.9	4.8	5.8	7.1
4H	27.6	28.5	28.5	29.4	30.7	3.8	4.7	4.8	5.7	7.0
6H	31.5	32.3	32.5	33.3	34.6	3.8	4.6	4.7	5.6	6.9
8H	33.3	34.1	34.3	35.1	36.4	3.8	4.6	4.8	5.6	6.9
12H	35.0	35.8	36.0	36.8	38.1	3.9	4.6	4.8	5.6	6.9
8H 4H	27.4	28.1	28.3	29.1	30.4	13.7	14.5	14.7	15.5	16.8
6H	31.5	32.2	32.5	33.2	34.5	13.6	14.3	14.6	15.3	16.6
8H	33.6	34.2	34.6	35.2	36.6	13.5	14.1	14.5	15.2	16.5
12H	35.7	36.3	36.7	37.3	38.7	13.5	14.0	14.5	15.0	16.4
12H 4H	27.3	28.0	28.2	29.0	30.3	17.6	18.3	18.5	19.3	20.6
6H	31.4	32.0	32.4	33.1	34.4	17.6	18.2	18.6	19.2	20.6
8H	33.5	34.1	34.5	35.1	36.5	17.5	18.1	18.5	19.1	20.5
Variations with the observer position at spacings:										
S = 1.0H	+ 0.2 / - 0.1					+ 0.3 / - 0.4				
1.5H	+ 0.4 / - 0.3					+ 0.5 / - 0.4				
2.0H	+ 0.5 / - 0.5					+ 2.1 / - 1.7				

CIE Pub.117 Corrected 1859 lm Total Lamp Luminous Flux.(8log(F/F0) = 2.2)

C Range: 0 - 360DEG
 C Interval: 15.0DEG
 Test Speed: HIGH
 Temperature:25.3DEG
 Operators:
 Test Date:2022-03-02

γ Range: 0 - 180DEG
 γ Interval: 1.0DEG
 Test System:EVERFINE GO-2000B_V1 SYSTEM V2.0.291
 Humidity:65.0%
 Test Distance:7.500m [K=1.0000]
 Remarks:

UTILIZATION FACTORS TABLE

Test:U:120.0V I:0.1517A P:17.75W PF:0.9752 Lamp Flux:1858.92x1 lm		
NAME:	TYPE:LED	WEIGHT:
SPEC.:	DIM.:	SERIAL No.:
MFR.:	SUR.:	PROTECTION ANGLE:

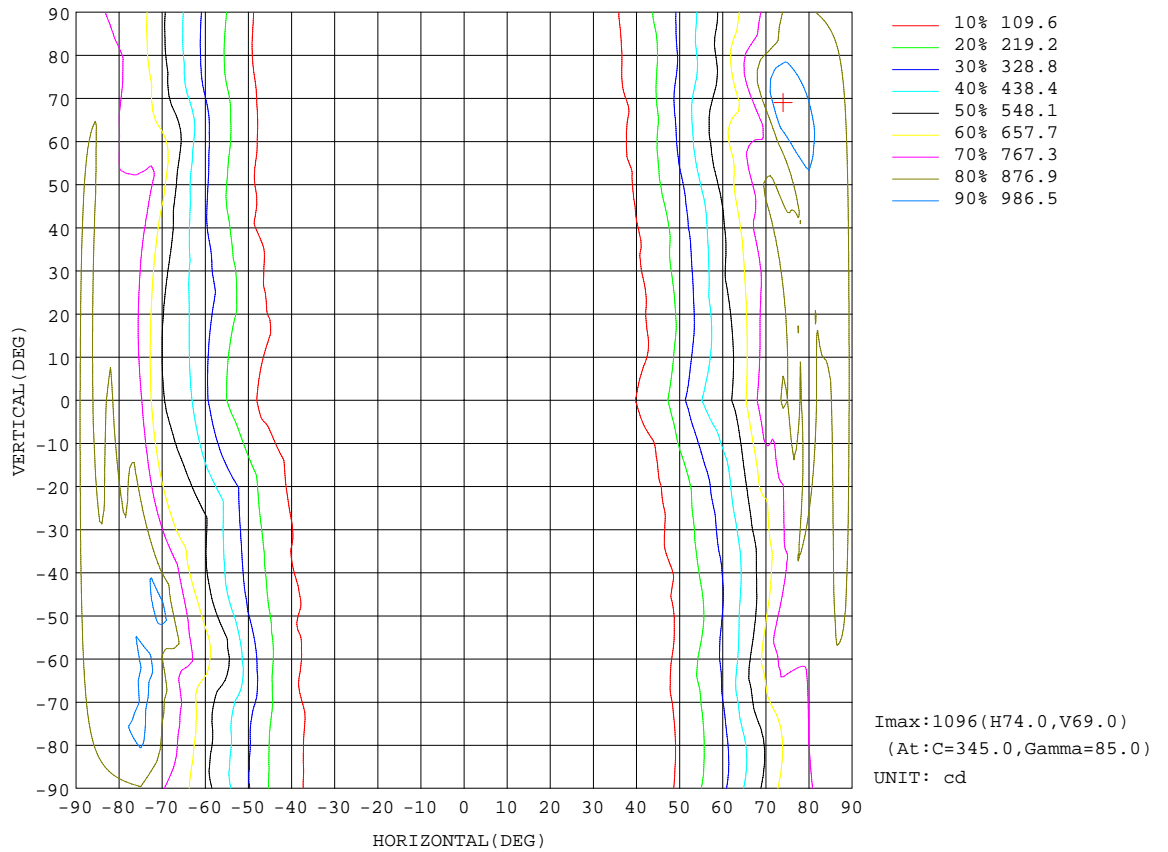
REFLECTANCE										
Ceiling	0.8	0.8	0.8	0.7	0.7	0.7	0.5	0.5	0.5	0
Walls	0.7	0.5	0.3	0.7	0.5	0.3	0.7	0.5	0.3	0
Working plane	0.2	0.2	0.2	0.2	0.2	0.2	0.2	0.2	0.2	0
ROOM INDEX	UTILIZATION FACTORS(PERCENT) k(RI) x RCR = 5									
k = 0.60	30	17	9	29	16	8	26	15	8	1
0.80	38	22	13	35	21	12	31	19	11	2
1.00	44	27	17	41	26	16	35	25	14	3
1.25	50	33	22	47	31	21	40	27	18	5
1.50	55	39	27	51	36	25	44	31	22	7
2.00	63	47	35	58	44	33	49	37	28	10
2.50	69	54	42	64	50	39	53	42	33	14
3.00	74	59	48	68	55	45	57	46	38	17
4.00	80	67	57	73	62	53	61	52	45	21
5.00	84	73	63	77	67	59	64	57	50	24
ROOM INDEX	UF(total)									Direct
According to DIN EN 13032-2 2004			Suspended				SHRNOM = 1.25			

C Range: 0 - 360DEG
 C Interval: 15.0DEG
 Test Speed: HIGH
 Temperature:25.3DEG
 Operators:
 Test Date:2022-03-02

γ Range: 0 - 180DEG
 γ Interval: 1.0DEG
 Test System:EVERFINE GO-2000B_V1 SYSTEM V2.0.291
 Humidity:65.0%
 Test Distance:7.500m [K=1.0000]
 Remarks:

ISOCANDELA DIAGRAM

Test:U:120.0V I:0.1517A P:17.75W PF:0.9752 Lamp Flux:1858.92x1 lm		
NAME:	TYPE:LED	WEIGHT:
SPEC.:	DIM.:	SERIAL No.:
MFR.:	SUR.:	PROTECTION ANGLE:

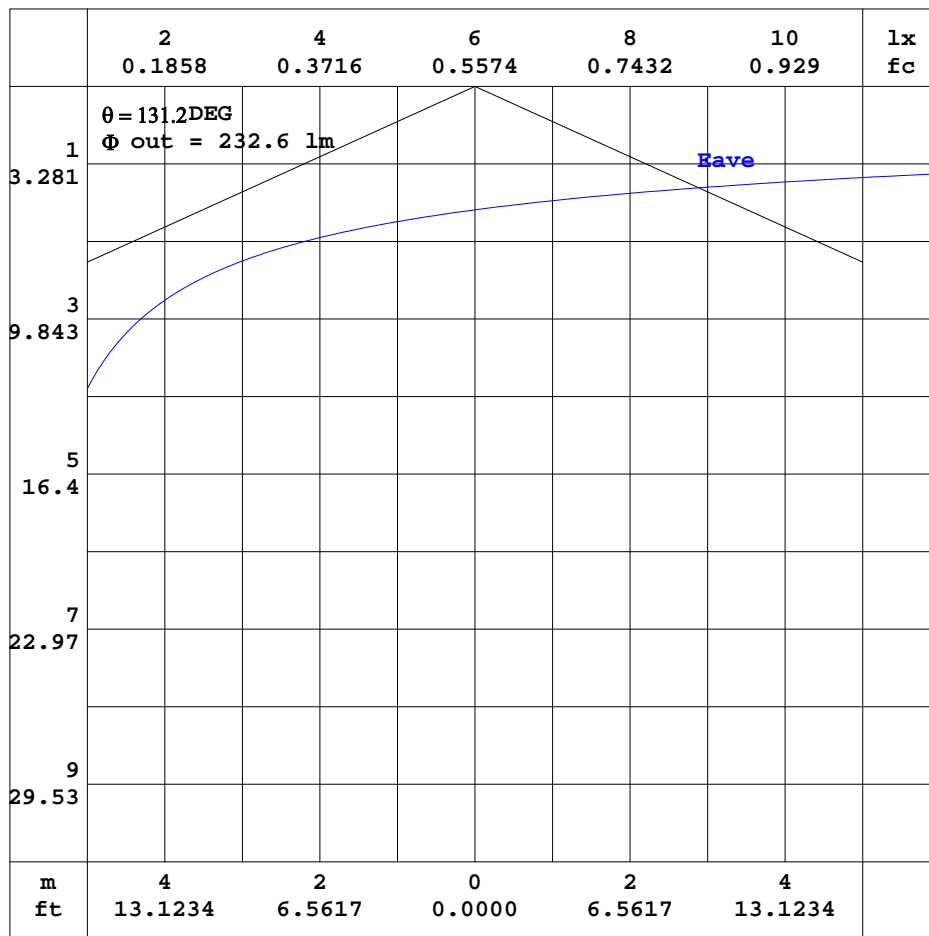


C Range: 0 - 360DEG
 C Interval: 15.0DEG
 Test Speed: HIGH
 Temperature: 25.3DEG
 Operators:
 Test Date: 2022-03-02

γ Range: 0 - 180DEG
 γ Interval: 1.0DEG
 Test System: EVERFINE GO-2000B_V1 SYSTEM V2.0.291
 Humidity: 65.0%
 Test Distance: 7.500m [K=1.0000]
 Remarks:

AAI CURVES

Test:U:120.0V I:0.1517A P:17.75W PF:0.9752 Lamp Flux:1858.92x1 lm		
NAME:	TYPE:LED	WEIGHT:
SPEC.:	DIM.:	SERIAL No.:
MFR.:	SUR.:	PROTECTION ANGLE:



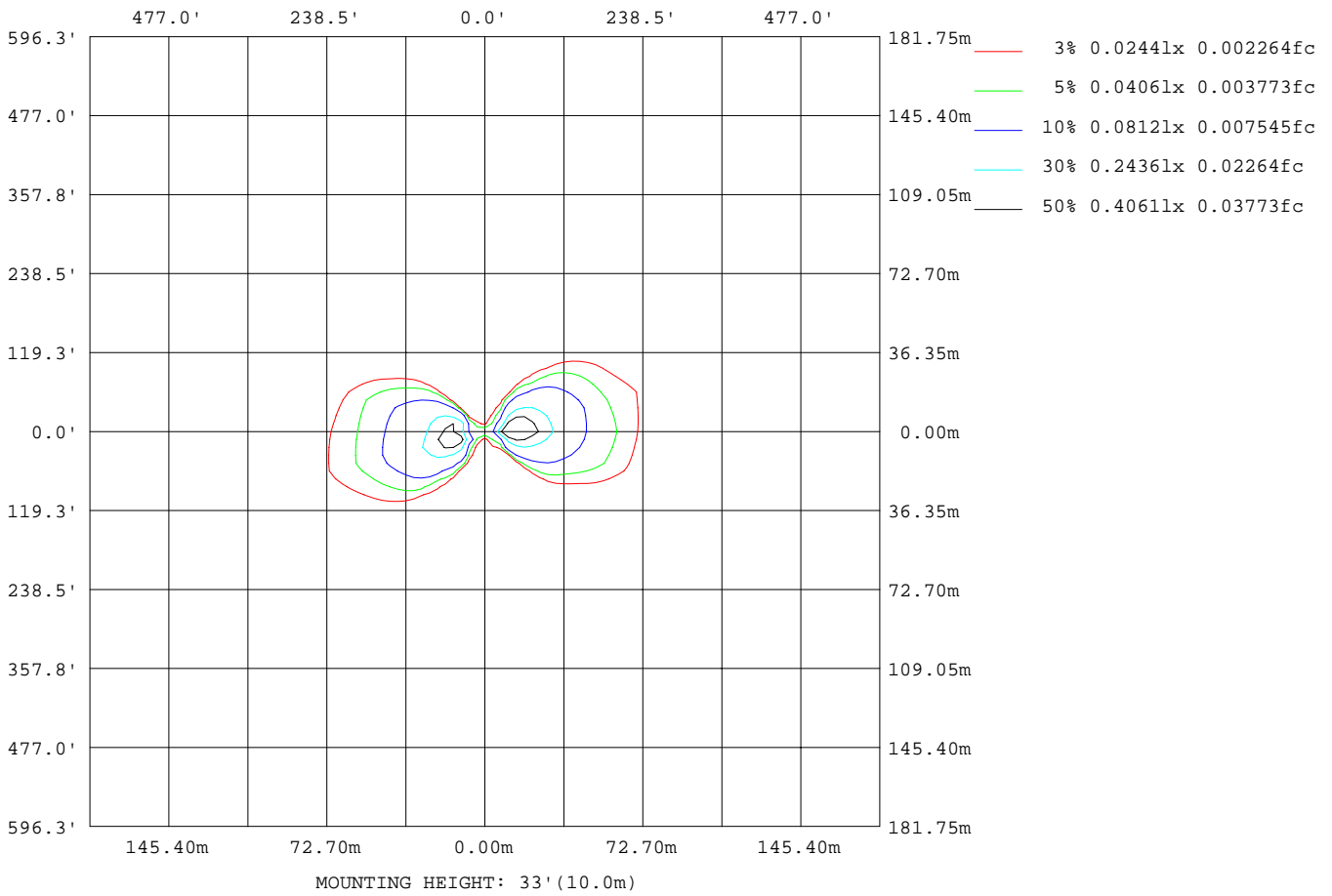
Note:The Curves indicate the illuminated area and the average illumination when the luminaire is at different distance.

C Range: 0 - 360DEG
 C Interval: 15.0DEG
 Test Speed: HIGH
 Temperature:25.3DEG
 Operators:
 Test Date:2022-03-02

γ Range: 0 - 180DEG
 γ Interval: 1.0DEG
 Test System:EVERFINE GO-2000B_V1 SYSTEM V2.0.291
 Humidity:65.0%
 Test Distance:7.500m [K=1.0000]
 Remarks:

ISOLUX DIAGRAM

Test:U:120.0V I:0.1517A P:17.75W PF:0.9752 Lamp Flux:1858.92x1 lm		
NAME:	TYPE:LED	WEIGHT:
SPEC.:	DIM.:	SERIAL No.:
MFR.:	SUR.:	PROTECTION ANGLE:



C Range: 0 - 360DEG
 C Interval: 15.0DEG
 Test Speed: HIGH
 Temperature: 25.3DEG
 Operators:
 Test Date: 2022-03-02

γ Range: 0 - 180DEG
 γ Interval: 1.0DEG
 Test System: EVERFINE GO-2000B_V1 SYSTEM V2.0.291
 Humidity: 65.0%
 Test Distance: 7.500m [K=1.0000]
 Remarks:

LED Avg.L Report

Test:U:120.0V I:0.1517A P:17.75W PF:0.9752 Lamp Flux:1858.92x1 lm		
NAME:	TYPE:LED	WEIGHT:
SPEC.:	DIM.:	SERIAL No.:
MFR.:	SUR.:	PROTECTION ANGLE:

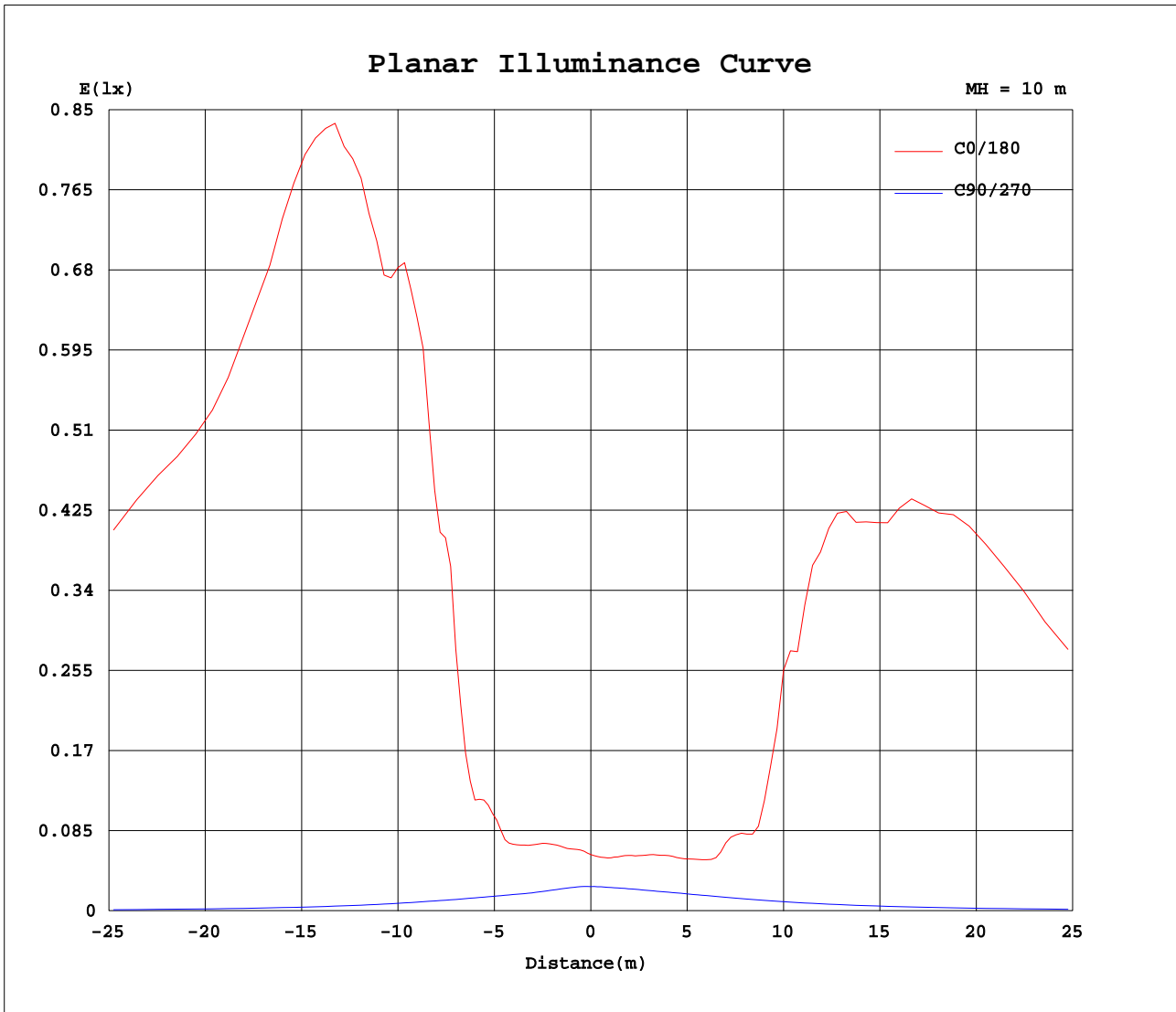
AvgL	cd/m2
L_0~180(65)av	13287
L_0~180(75)av	31941
L_0~180(85)av	98543
L_90~270(65)av	64
L_90~270(75)av	108
L_90~270(85)av	329
L_45(65)av	1712
L_45(75)av	3908
L_45(85)av	14345

Standard: GB/T 29293-2012

C Range: 0 - 360DEG
C Interval: 15.0DEG
Test Speed: HIGH
Temperature:25.3DEG
Operators:
Test Date:2022-03-02

γ Range: 0 - 180DEG
 γ Interval: 1.0DEG
Test System:EVERFINE GO-2000B_V1 SYSTEM V2.0.291
Humidity:65.0%
Test Distance:7.500m [K=1.0000]
Remarks:

Planar Illuminance Curve



C Range: 0 - 360DEG
 C Interval: 15.0DEG
 Test Speed: HIGH
 Temperature: 25.3DEG
 Operators:
 Test Date: 2022-03-02

γ Range: 0 - 180DEG
 γ Interval: 1.0DEG
 Test System: EVERFINE GO-2000B_V1 SYSTEM V2.0.291
 Humidity: 65.0%
 Test Distance: 7.500m [K=1.0000]
 Remarks:

LUMINOUS DISTRIBUTION INTENSITY DATA

Test:U:120.0V I:0.1517A P:17.75W PF:0.9752 Lamp Flux:1858.92x1 lm		
NAME:	TYPE:LED	WEIGHT:
SPEC.:	DIM.:	SERIAL No.:
MFR.:	SUR.:	PROTECTION ANGLE:

Table--1

UNIT: cd

C(DEG) γ (DEG)	0	15	30	45	60	75	90	105	120	135	150	165	180	195	210	225	240	255	270
0	5.96	5.17	4.28	3.42	2.83	2.57	2.58	2.79	3.20	3.87	4.80	5.57	5.96	5.17	4.28	3.42	2.83	2.57	2.58
5	6.62	5.53	4.59	3.64	2.95	2.56	2.52	2.78	3.35	4.22	5.32	6.14	5.68	5.44	4.45	3.50	2.83	2.54	2.53
10	7.31	6.19	5.35	4.14	3.17	2.52	2.37	2.70	3.45	4.45	5.75	6.67	6.13	5.73	4.68	3.62	2.77	2.39	2.49
15	7.89	6.85	5.74	4.78	3.48	2.52	2.23	2.61	3.45	4.87	6.40	7.39	6.51	6.29	5.03	3.60	2.69	2.26	2.46
20	8.40	7.45	6.43	5.08	3.98	2.57	2.16	2.55	3.65	5.33	6.71	7.86	7.10	6.67	5.24	3.84	2.57	2.18	2.46
25	11.5	7.97	6.92	5.72	4.38	2.67	2.16	2.67	3.92	5.25	7.18	8.61	7.50	7.11	5.48	4.05	2.67	2.20	2.50
30	18.2	9.88	7.46	6.21	4.59	2.75	2.18	2.80	3.85	5.71	11.1	13.0	8.35	9.07	5.90	4.01	2.84	2.26	2.55
35	50.6	18.8	8.50	6.56	4.84	2.85	2.20	2.93	3.94	10.2	18.4	18.6	13.1	17.9	9.34	4.11	3.06	2.30	2.62
40	115	26.7	13.0	7.05	5.25	2.97	2.25	3.29	4.17	12.8	21.1	58.0	18.1	23.2	12.8	4.36	3.26	2.31	2.68
45	193	67.9	17.3	7.75	5.77	3.12	2.26	3.25	4.48	15.2	66.3	137	72.2	66.3	15.1	4.81	3.22	2.28	2.75
50	293	150	37.7	8.55	6.30	3.29	2.27	3.27	5.23	24.6	133	208	143	149	41.8	6.00	3.04	2.30	2.83
55	435	212	92.1	10.5	6.54	3.44	2.29	3.29	11.4	71.8	198	330	219	208	95.3	9.41	2.97	2.30	2.93
60	518	310	109	14.2	6.51	3.55	2.31	3.23	13.6	98.3	267	469	344	312	108	12.7	2.96	2.28	3.00
65	639	393	143	16.6	6.63	3.67	2.32	3.11	12.6	129	360	587	484	403	146	14.8	2.98	2.29	3.10
70	867	467	198	19.2	6.81	3.77	2.32	2.96	12.7	143	521	679	558	482	212	14.2	3.04	2.27	3.18
75	877	577	271	27.3	6.99	3.86	2.34	2.95	13.3	177	611	897	776	615	269	23.6	3.08	2.27	3.24
80	986	778	276	31.7	7.18	3.91	2.34	2.92	13.4	198	558	935	843	764	283	33.6	3.10	2.26	3.34
85	870	706	284	39.4	7.31	3.91	2.33	2.92	13.5	207	576	998	848	711	287	35.7	3.09	2.26	3.41
90	844	718	304	47.7	7.38	3.96	2.31	2.89	13.8	211	587	871	825	697	305	43.4	3.09	2.26	3.45
95	872	668	294	50.7	7.41	3.97	2.28	2.88	15.2	208	565	826	902	700	295	42.5	3.07	2.26	3.46
100	885	615	284	42.6	7.41	3.96	2.26	2.88	14.1	188	497	871	836	618	274	31.9	3.02	2.26	3.47
105	758	524	233	32.3	7.32	3.92	2.22	2.90	13.2	178	476	776	792	540	215	20.7	2.95	2.24	3.50
110	620	488	196	25.4	7.11	3.86	2.19	2.91	13.7	136	410	635	877	501	191	14.5	2.88	2.23	3.52
115	492	406	168	20.3	6.89	3.80	2.14	2.99	12.0	92.6	304	507	675	398	159	12.3	2.83	2.24	3.47
120	346	315	136	18.2	6.63	3.74	2.09	3.07	6.78	56.0	219	406	553	305	113	12.8	2.82	2.21	3.39
125	230	210	71.1	17.2	6.37	3.64	2.03	2.98	5.14	36.6	150	284	449	203	55.3	16.2	2.85	2.16	3.30
130	137	124	48.0	17.0	6.04	3.54	1.98	2.71	4.21	15.6	95.7	156	298	122	31.5	9.82	3.00	1.95	3.02
135	68.9	93.5	19.0	12.4	5.67	3.28	1.92	2.49	3.81	13.0	38.8	103	159	77.4	16.6	4.67	3.04	1.75	2.88
140	21.2	26.6	14.3	7.43	5.22	3.00	1.92	2.09	3.62	8.33	16.2	45.1	108	21.8	13.0	4.20	2.80	1.68	2.97
145	19.2	15.1	8.87	6.56	4.78	2.88	1.95	1.69	3.55	5.56	12.7	18.4	46.3	14.6	7.55	3.87	2.50	1.70	2.83
150	8.57	9.91	7.25	6.04	4.32	2.79	1.91	1.66	3.36	5.12	7.17	12.9	19.6	8.98	5.92	3.84	2.18	1.72	2.71
155	7.40	7.44	6.43	5.81	3.97	2.70	1.88	1.74	2.87	5.00	6.48	7.81	18.6	7.36	5.41	3.86	1.93	1.76	2.63
160	7.16	6.76	6.14	4.77	3.47	2.63	1.92	1.84	2.52	4.53	6.37	7.16	8.50	6.90	5.48	3.31	1.81	1.80	2.54
165	5.83	5.88	4.84	3.92	3.27	2.57	2.01	2.02	2.64	3.80	5.42	6.65	7.74	6.52	4.63	2.80	2.00	1.93	2.52
170	5.49	4.98	4.24	3.63	3.09	2.54	2.16	2.27	2.88	3.76	4.77	5.48	6.92	5.19	3.96	2.92	2.24	2.11	2.51
175	5.52	4.90	4.11	3.43	2.92	2.52	2.35	2.56	3.13	3.91	4.81	5.42	5.82	4.98	3.98	3.10	2.52	2.32	2.52
180	5.63	4.91	4.01	3.27	2.76	2.46	2.48	2.82	3.36	4.08	4.91	5.50	5.64	4.90	4.02	3.27	2.76	2.47	2.49

C Range: 0 - 360DEG
 C Interval: 15.0DEG
 Test Speed: HIGH
 Temperature:25.3DEG
 Operators:
 Test Date:2022-03-02

γ Range: 0 - 180DEG
 γ Interval: 1.0DEG
 Test System:EVERFINE GO-2000B_V1 SYSTEM V2.0.291
 Humidity:65.0%
 Test Distance:7.500m [K=1.0000]
 Remarks:

LUMINOUS DISTRIBUTION INTENSITY DATA

Test:U:120.0V I:0.1517A P:17.75W PF:0.9752 Lamp Flux:1858.92x1 lm		
NAME:	TYPE:LED	WEIGHT:
SPEC.:	DIM.:	SERIAL No.:
MFR.:	SUR.:	PROTECTION ANGLE:

Table--2

UNIT: cd

C(DEG) γ (DEG)	285	300	315	330	345														
0	2.79	3.20	3.87	4.80	5.57														
5	2.85	3.29	4.01	4.90	5.70														
10	2.98	3.61	4.59	5.45	6.20														
15	3.20	4.16	4.94	5.94	6.80														
20	3.55	4.47	5.67	6.60	7.21														
25	3.88	5.09	6.17	6.93	7.81														
30	4.09	5.62	6.54	8.27	10.4														
35	4.39	6.01	7.55	16.4	18.6														
40	4.77	6.33	16.1	21.0	56.0														
45	5.12	6.91	17.7	57.6	121														
50	5.57	8.05	20.1	117	190														
55	6.03	11.7	50.7	182	297														
60	6.17	13.8	92.9	242	440														
65	6.13	16.7	129	336	564														
70	6.25	17.8	146	453	675														
75	6.40	17.9	176	547	796														
80	6.55	19.3	206	563	820														
85	6.66	25.2	218	581	1100														
90	6.74	27.0	236	574	902														
95	6.76	22.8	240	590	850														
100	6.72	21.4	214	538	920														
105	6.62	19.3	200	491	844														
110	6.52	19.1	188	470	700														
115	6.41	17.2	152	366	541														
120	6.27	15.0	114	275	439														
125	6.07	11.5	60.6	203	314														
130	5.83	9.06	35.1	119	202														
135	5.35	7.91	18.7	93.3	129														
140	4.83	7.03	13.2	26.1	66.1														
145	4.27	6.31	8.51	15.3	18.1														
150	3.90	5.64	7.16	9.60	13.3														
155	3.67	5.10	6.46	7.91	9.00														
160	3.50	4.61	6.29	7.12	7.85														
165	3.32	4.08	5.14	6.39	7.19														
170	3.16	3.83	4.53	5.36	5.92														
175	3.00	3.59	4.28	5.11	5.65														
180	2.81	3.37	4.08	4.92	5.49														

C Range: 0 - 360DEG
 C Interval: 15.0DEG
 Test Speed: HIGH
 Temperature:25.3DEG
 Operators:
 Test Date:2022-03-02

γ Range: 0 - 180DEG
 γ Interval: 1.0DEG
 Test System:EVERFINE GO-2000B_V1 SYSTEM V2.0.291
 Humidity:65.0%
 Test Distance:7.500m [K=1.0000]
 Remarks: