

Report No.:

Test Time: 2022/10/21 14:51

Luminaire Property

Luminaire Manufacturer: ASD LIGHTING CORP
Luminaire Modle: ASD-WHB5AZZ-220D50-20EM

Luminous Length (mm): 495
Luminous Height (mm):
Current: 1.802 A
Power Factor: 0.996


Voltage: 120.0 V
Power: 218 W

Photometric Results

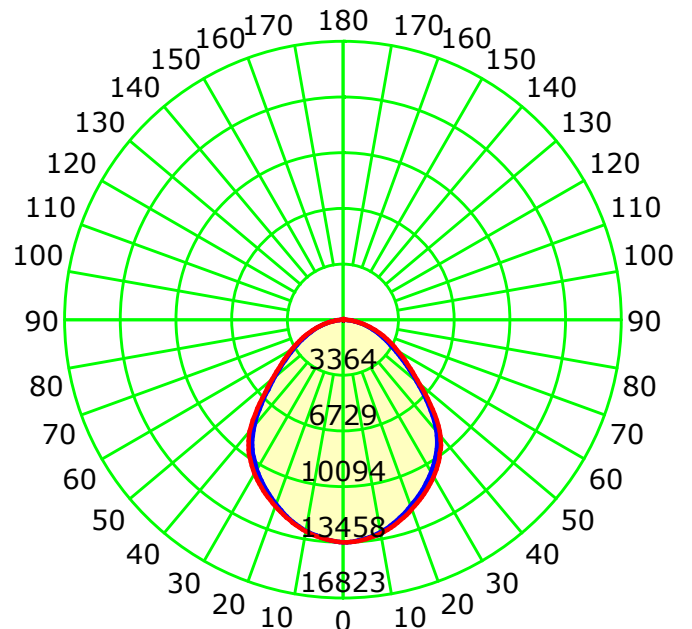
CIE Class: Direct
Measurement Flux: 30735.7 lm
Downward Ratio: 100%
Horizontal Diffuse Angle(10%,50%): H151.8,H92.3
Vertical Diffuse Angle(10%,50%): V153,V94
Luminaire Efficacy Rating (LER): 142.76
Max. Intensity: 13458.85 cd
S/MH(C0/C180): 1.17

Total Rated Lamp Lumens: 29434 lm
Efficiency: 100%
Upward Ratio: 0%
C0r0 Intensity: 13445.55 cd
Pos of Max. Intensity: H90 V1
S/MH(C90/C270): 1.20

Picture Of Luminaire



Luminous Intensity Distribution Curve



Unit: cd

Average Diffuse Angle(50%): 93.2°

— C0-C180 — C90-C270

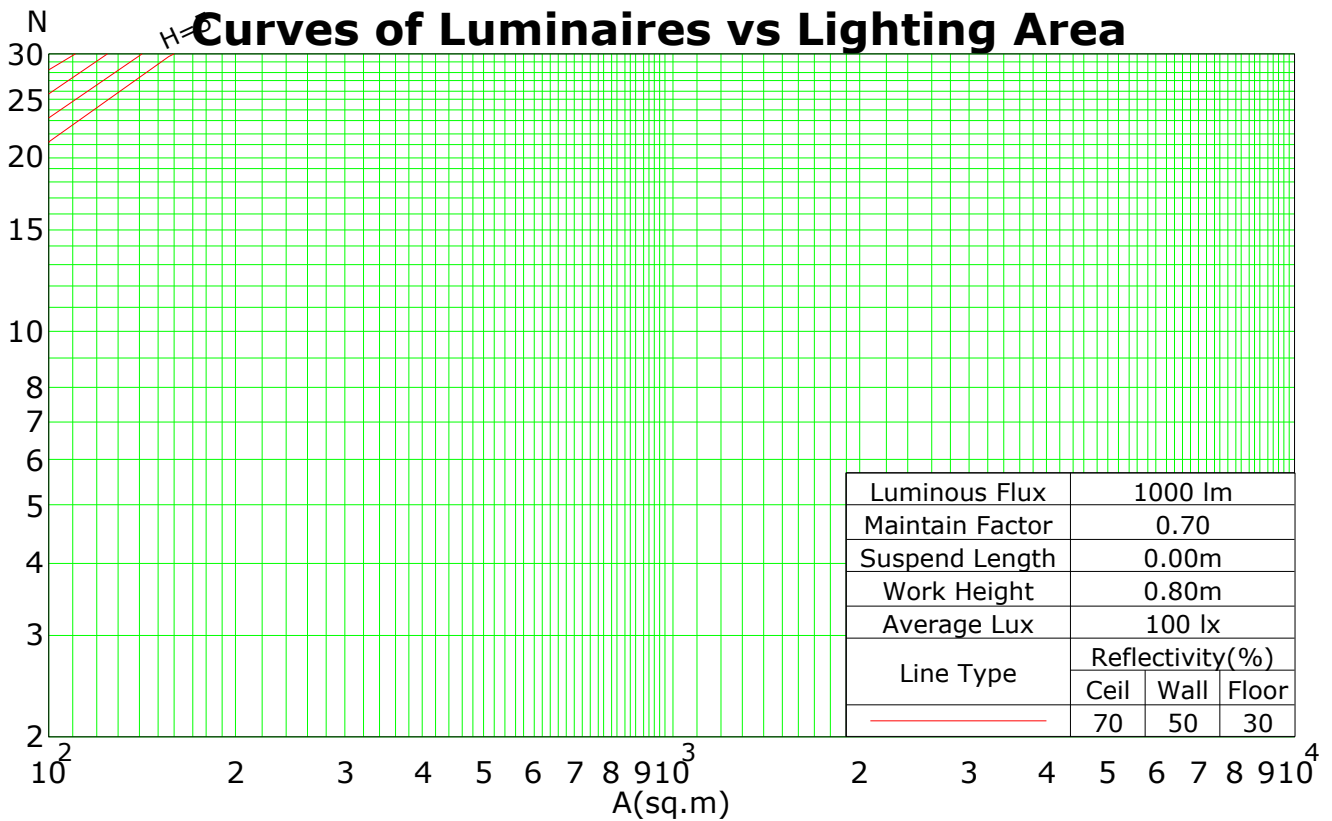
C Plane (°):0.0-360.0: 22.5
Test Lab:
Test Type: TYPE C
Temperature: 25.9 °C
Operator:

Gamma Plane (°):0.0-180.0:1.0
Test Device: GPM-3000
Distance: 14.140 m [K=1.0000]
Humidity:
Inspector:

Coefficients Of Utilization - Zonal Cavity Method

RC	0.8	0.8	0.8	0.8	0.7	0.7	0.7	0.7	0.5	0.5	0.5	0.3	0.3	0.3	0.1	0.1	0.1	0
RW	0.7	0.5	0.3	0.1	0.7	0.5	0.3	0.1	0.5	0.3	0.1	0.5	0.3	0.1	0.5	0.3	0.1	0
RCR	RF = 0.2																	
0	1.19	1.19	1.19	1.19	1.16	1.16	1.16	1.16	1.11	1.11	1.11	1.06	1.06	1.06	1.02	1.02	1.02	1.00
1	1.10	1.05	1.01	0.98	1.07	1.03	0.99	0.96	0.99	0.96	0.93	0.95	0.92	0.90	0.91	0.89	0.87	0.85
2	1.01	0.93	0.87	0.81	0.98	0.91	0.85	0.80	0.87	0.83	0.78	0.84	0.80	0.77	0.81	0.78	0.75	0.73
3	0.92	0.83	0.75	0.69	0.90	0.81	0.74	0.68	0.78	0.72	0.67	0.75	0.70	0.66	0.73	0.68	0.65	0.63
4	0.85	0.74	0.66	0.59	0.83	0.72	0.65	0.59	0.70	0.63	0.58	0.68	0.62	0.57	0.65	0.60	0.56	0.54
5	0.79	0.66	0.58	0.52	0.77	0.65	0.57	0.51	0.63	0.56	0.51	0.61	0.55	0.50	0.59	0.54	0.50	0.48
6	0.73	0.60	0.52	0.46	0.71	0.59	0.51	0.45	0.57	0.50	0.45	0.56	0.49	0.45	0.54	0.49	0.44	0.42
7	0.68	0.55	0.47	0.41	0.66	0.54	0.46	0.41	0.53	0.45	0.40	0.51	0.45	0.40	0.50	0.44	0.40	0.38
8	0.63	0.50	0.42	0.37	0.62	0.50	0.42	0.36	0.48	0.41	0.36	0.47	0.41	0.36	0.46	0.40	0.36	0.34
9	0.59	0.46	0.38	0.33	0.58	0.46	0.38	0.33	0.45	0.38	0.33	0.44	0.37	0.33	0.43	0.37	0.32	0.31
10	0.56	0.43	0.35	0.30	0.54	0.42	0.35	0.30	0.41	0.35	0.30	0.40	0.34	0.30	0.40	0.34	0.30	0.28

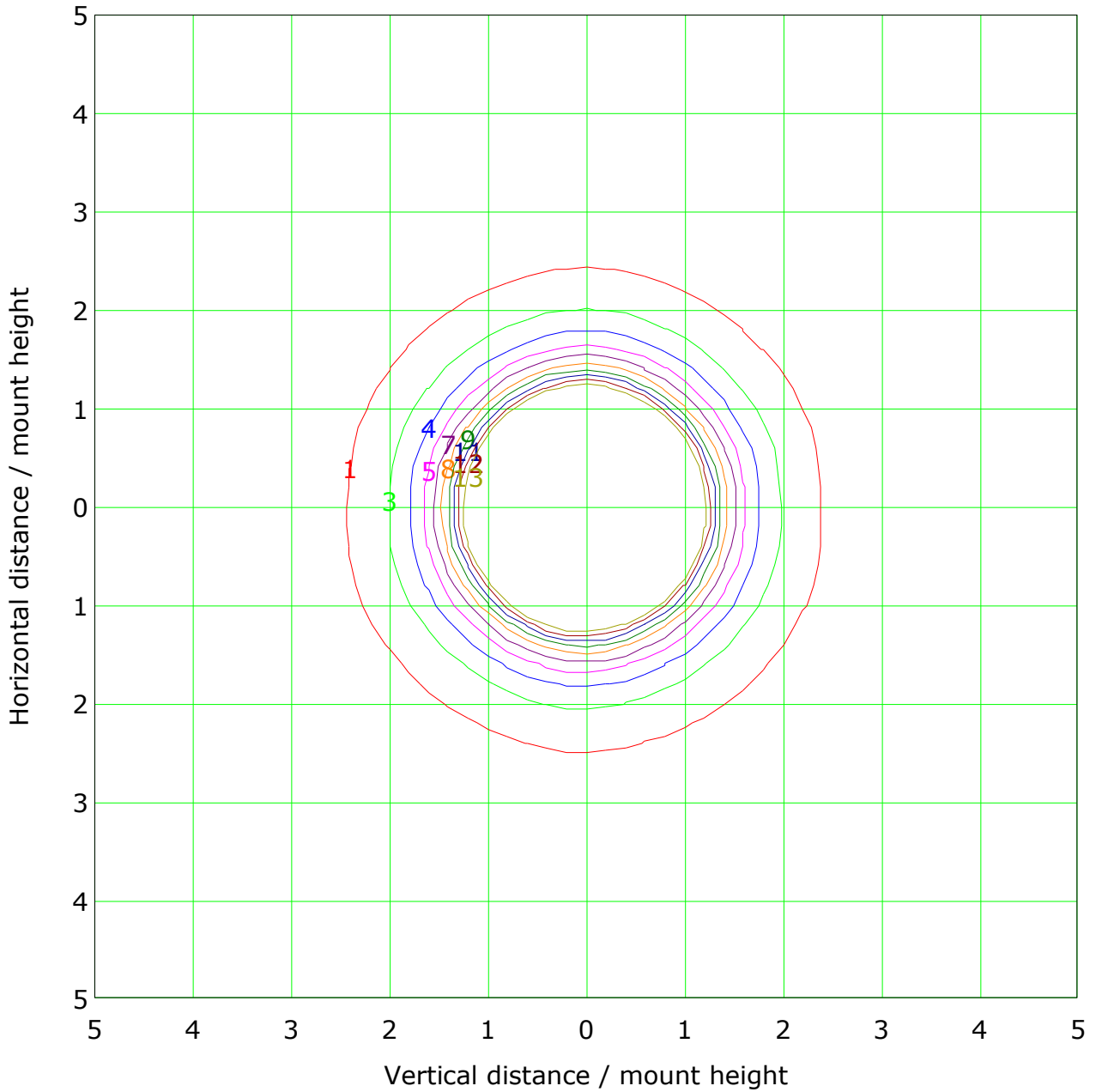
Spacing Criteria (0-180): 1.17
 Spacing Criteria (90-270): 1.20
 Spacing Criteria (Diagonal): 1.27



C Plane (°):0.0-360.0: 22.5
 Test Lab:
 Test Type: TYPE C
 Temperature: 25.9 °C
 Operator:

Gamma Plane (°):0.0-180.0:1.0
 Test Device: GPM-3000
 Distance: 14.140 m [K=1.0000]
 Humidity:
 Inspector:

IsoLux Plot



Mounting Height: 10.0m	Max Lux(100%): 134.5 lx
(1%): 1.3 lx	(2%): 2.7 lx
(3%): 4.0 lx	(4%): 5.4 lx
(5%): 6.7 lx	(6%): 8.1 lx
(7%): 9.4 lx	(8%): 10.8 lx
(9%): 12.1 lx	(10%): 13.5 lx

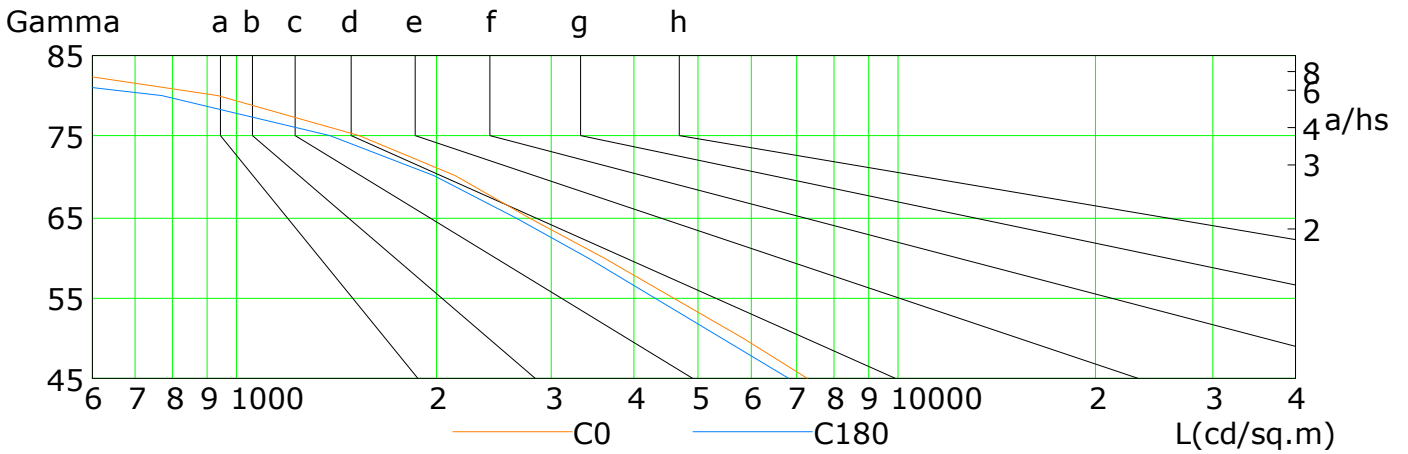
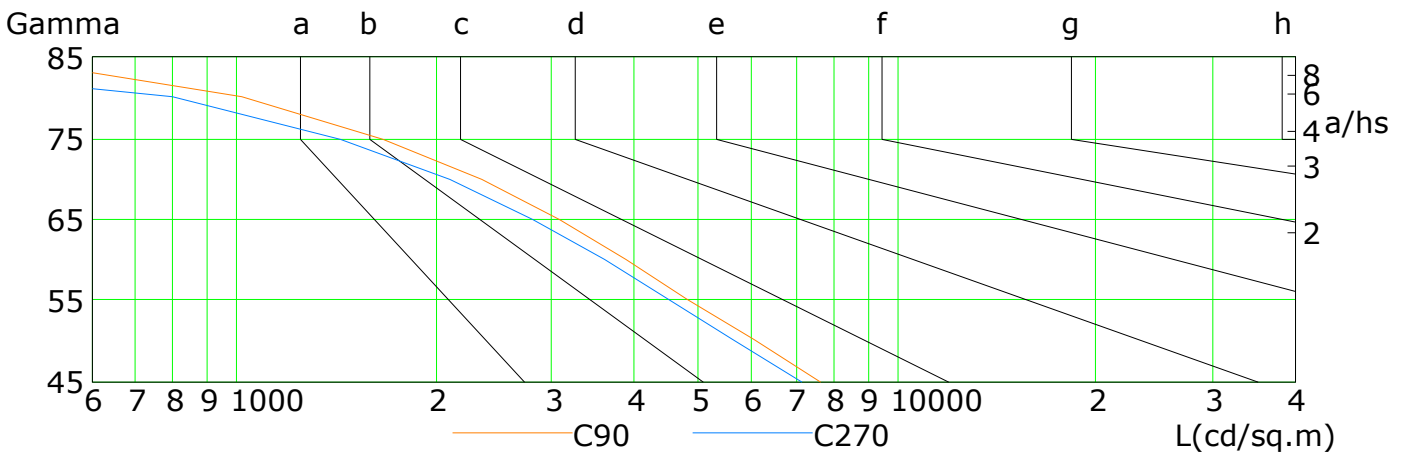
C Plane (°):0.0-360.0: 22.5
Test Lab:
Test Type: TYPE C
Temperature: 25.9 °C
Operator:

Gamma Plane (°):0.0-180.0:1.0
Test Device: GPM-3000
Distance: 14.140 m [K=1.0000]
Humidity:
Inspector:

Lum Limit Curve

Dazzle	Quality	Illuminance (lx)							
		2000	1000	500	<=300				
1.15	A								
1.50	B								
1.85	C								
2.20	D								
2.55	E								

a b c d e f g h

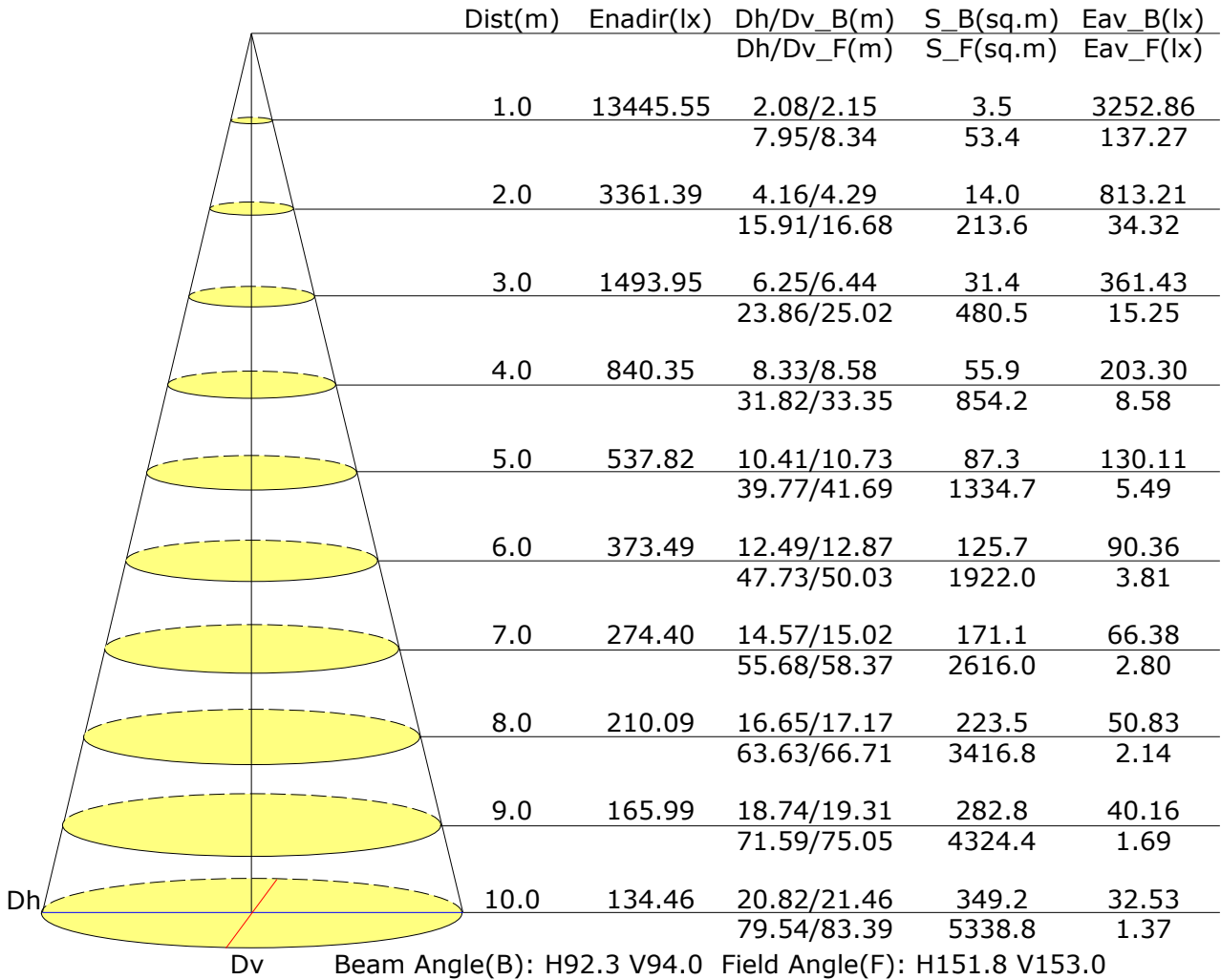


L(cd/sq.m)	G45	G50	G55	G60	G65	G70	G75	G80	G85
C0	7331	5828	4590	3585	2780	2130	1524	936	380
C90	7671	6054	4822	3881	3077	2346	1663	1011	442
C180	6812	5404	4296	3395	2645	1987	1379	770	242
C270	7134	5612	4482	3588	2809	2099	1428	798	264

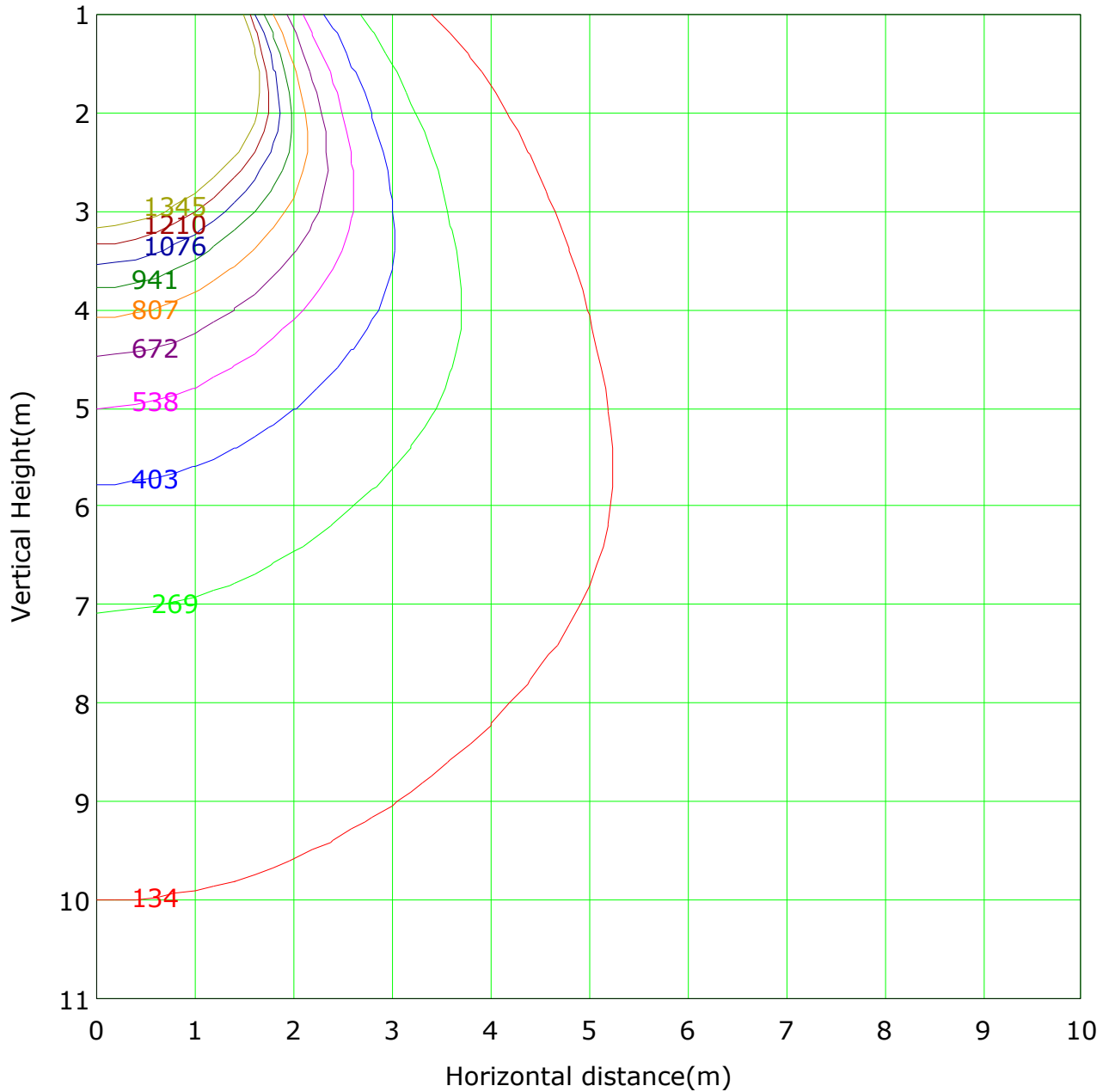
C Plane (°):0.0-360.0: 22.5
 Test Lab:
 Test Type: TYPE C
 Temperature: 25.9 °C
 Operator:

Gamma Plane (°):0.0-180.0:1.0
 Test Device: GPM-3000
 Distance: 14.140 m [K=1.0000]
 Humidity:
 Inspector:

Illuminance at a Distance



Vertical IsoLux Plot



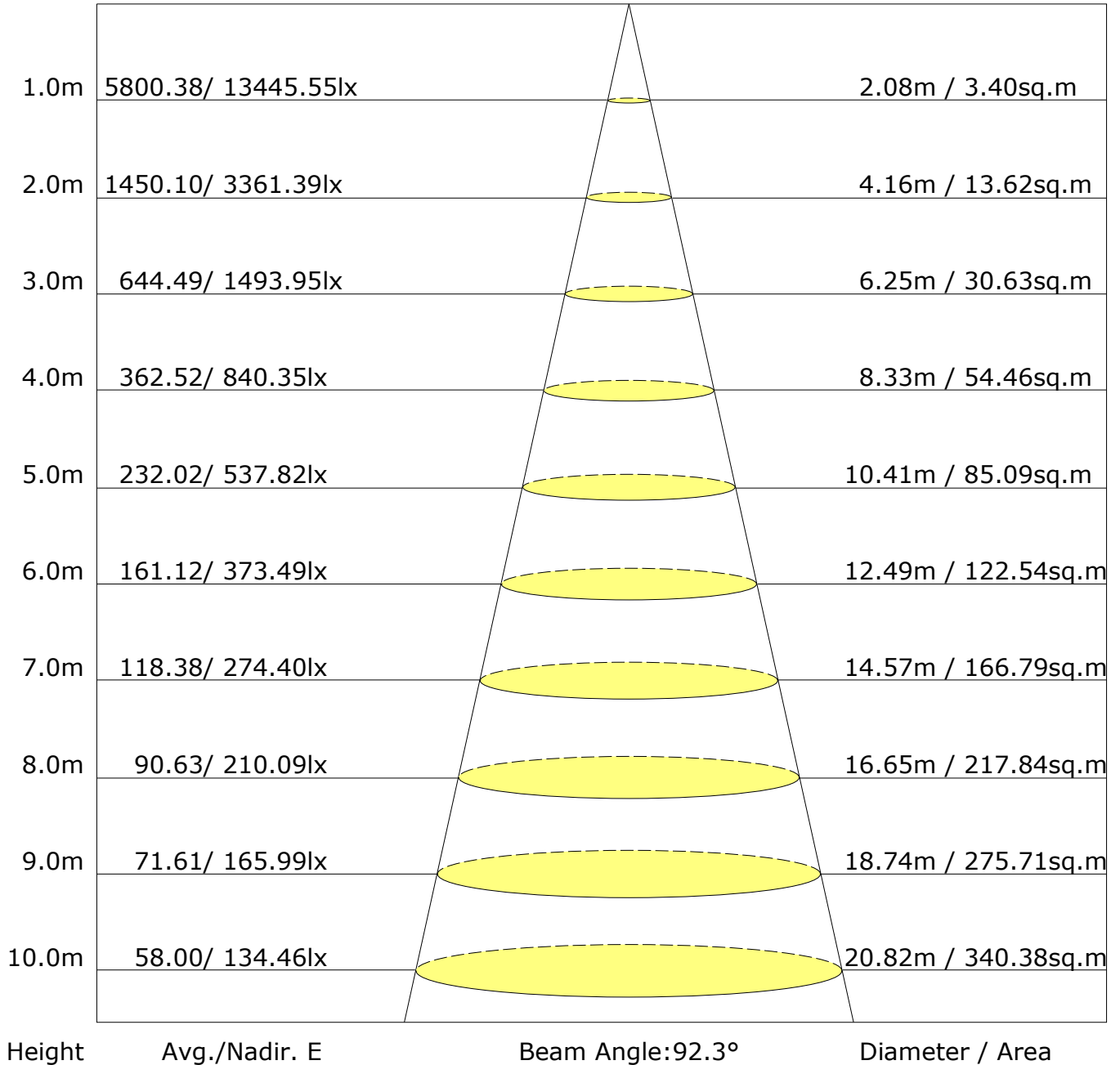
Lowest(m): 1.0m	Highest(m): 11.0m	Max Lux: 13445.6 lx
(1%): 134.5 lx	(2%): 268.9 lx	
(3%): 403.4 lx	(4%): 537.8 lx	
(5%): 672.3 lx	(6%): 806.7 lx	
(7%): 941.2 lx	(8%): 1075.6 lx	
(9%): 1210.1 lx	(10%): 1344.6 lx	

C Plane (°):0.0-360.0: 22.5
Test Lab:
Test Type: TYPE C
Temperature: 25.9 °C
Operator:

Gamma Plane (°):0.0-180.0:1.0
Test Device: GPM-3000
Distance: 14.140 m [K=1.0000]
Humidity:
Inspector:

The Average Illuminance Effective Figure

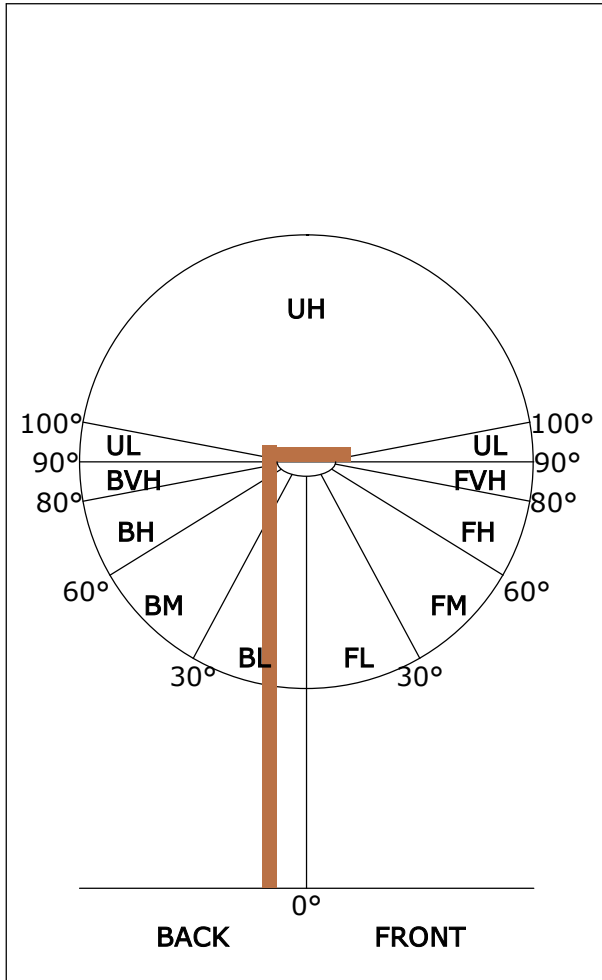
Flux Out: 19743.31lm



C Plane (°):0.0-360.0: 22.5
 Test Lab:
 Test Type: TYPE C
 Temperature: 25.9 °C
 Operator:

Gamma Plane (°):0.0-180.0:1.0
 Test Device: GPM-3000
 Distance: 14.140 m [K=1.0000]
 Humidity:
 Inspector:

FLUX DISTRIBUTION TABLE BASED ON THE IESNA LUMINAIRE CLASSIFICATION SYSTEM



ZONE	LUMENS	% LAMP LUMENS
FORWARD LIGHT	15578	50.7
FL (0°-30°)	5044	16.4
FM (30°-60°)	8017	26.1
FH (60°-80°)	2286	7.4
FVH (80°-90°)	232	0.8
BACK LIGHT	15019	48.9
BL (0°-30°)	4995	16.3
BM (30°-60°)	7728	25.1
BH (60°-80°)	2123	6.9
BVH (80°-90°)	173	0.6
UP LIGHT	138	0.5
UL (90°-100°)	19	0.1
UH (100°-180°)	120	0.4
TRAPPED LIGHT	0	0.0

BUG(Backlight,Uplight,Glare) Rating Base On TM-15-07	
Asymmetrical Luminaire Types (Type I,II,III,IV)	B4 U5 G3
Quadrilateral Symmetrical Luminaire Types (Type V,Area Light)	B4 U5 G2

C Plane (°):0.0-360.0: 22.5
 Test Lab:
 Test Type: TYPE C
 Temperature: 25.9 °C
 Operator:

Gamma Plane (°):0.0-180.0:1.0
 Test Device: GPM-3000
 Distance: 14.140 m [K=1.0000]
 Humidity:
 Inspector: