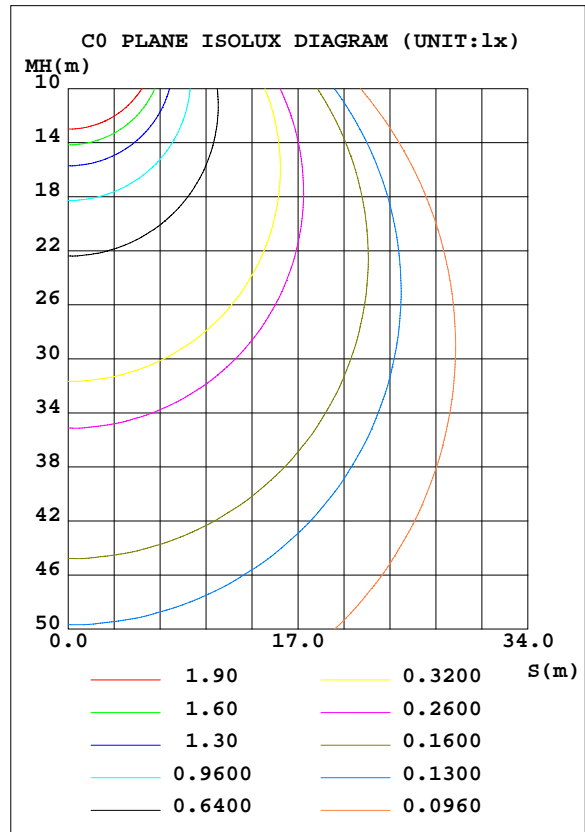
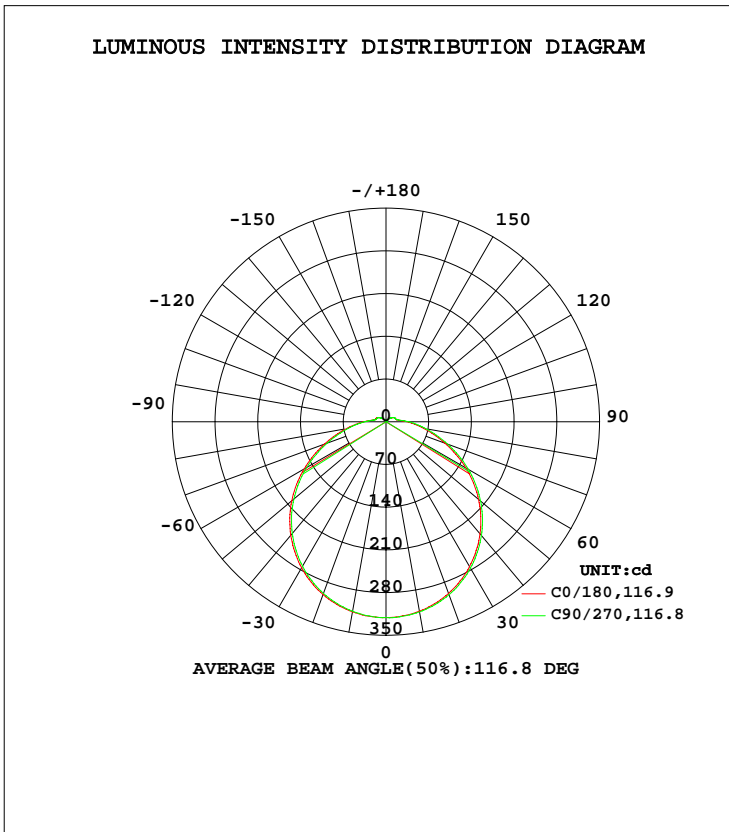


LUMINAIRE PHOTOMETRIC TEST REPORT

Test:U:120.1V I:0.1302A P:15.39W PF:0.9844 Lamp Flux:1092.74x1 lm		
NAME: ASD-LFMDR-12D1530-BZ	TYPE:N/A	WEIGHT:N/A
SPEC.:N/A	DIM.: N/A	SERIAL No.:N/A
MFR.: ASD Lighting corp	SUR.:N/A	Shielding Angle:N/A

DATA OF LAMP		PHOTOMETRIC DATA Eff: 71.00 lm/W			
MODEL	ASD-LFMDR-12D1530-BZ	I _{max} (cd)	321.2	S/MH(C0/180)	1.27
NOMINAL POWER(W)	15	LOR(%)	100.0	S/MH(C90/270)	1.28
RATED VOLTAGE(V)	120	TOTAL FLUX(lm)	1092.7	η UP, DN(C0-180)	3.7,45.9
NOMINAL FLUX(lm)	1092.74	CIE CLASS	DIRECT	η UP, DN(C180-360)	3.8,46.7
LAMPS INSIDE	1	η up(%)	7.5	CIBSE SHR NOM	1.25
TEST VOLTAGE(V)	120	η down(%)	92.5	CIBSE SHR MAX	1.35



C Range: 0 - 360DEG
 C Interval: 22.5DEG
 Test Speed: 10.0deg/s
 Temperature:25.3DEG
 Operators:ben
 Test Date:2018-08-31

γ Range: 0 - 180DEG
 γ Interval: 1.0DEG
 Test System:EVERFINE GO-R5000_V2 SYSTEM V2.0.351
 Humidity:45%
 Test Distance:2.445m [K=1.0000]
 Remarks:

ZONAL FLUX DIAGRAM

ZONAL FLUX DIAGRAM:

γ	C0	C45	C90	C135	C180	C225	C270	C315	γ	Φ zone	Φ total	%lum,lamp
10	316.3	315.2	315.1	314.6	315.1	315.5	316.4	316.5	0- 10	30.38	30.38	2.78,2.78
20	301.3	300.1	299.5	298.4	299.4	300.2	301.7	302.0	10- 20	87.31	117.7	10.8,10.8
30	276.3	274.9	273.2	272.4	273.8	275.0	276.7	277.8	20- 30	133.2	250.9	23,23
40	242.7	240.5	238.9	237.6	239.5	241.3	243.4	244.5	30- 40	162.1	412.9	37.8,37.8
50	201.6	199.1	197.1	195.6	198.0	199.9	202.4	203.5	40- 50	170.6	583.5	53.4,53.4
60	154.9	152.3	150.0	148.6	151.2	153.4	156.0	157.4	50- 60	158.0	741.6	67.9,67.9
70	107.3	104.6	102.6	101.0	102.8	105.1	107.6	109.2	60- 70	127.5	869.0	79.5,79.5
80	66.46	63.90	62.79	61.44	62.75	64.84	66.59	68.12	70- 80	88.60	957.6	87.6,87.6
90	36.51	35.27	34.61	33.47	34.48	35.86	36.96	37.80	80- 90	53.60	1011	92.5,92.5
100	19.56	18.79	18.76	18.36	18.54	18.79	19.26	20.01	90-100	28.50	1040	95.1,95.1
110	17.09	16.22	16.23	16.21	16.15	16.10	16.42	17.04	100-110	17.98	1058	96.8,96.8
120	14.01	13.40	13.66	15.38	13.77	13.95	14.06	15.48	110-120	15.43	1073	98.2,98.2
130	9.122	9.554	9.757	9.282	9.655	9.480	9.241	10.36	120-130	10.80	1084	99.2,99.2
140	4.400	3.675	5.480	4.441	4.965	5.585	4.108	4.235	130-140	5.671	1090	99.7,99.7
150	1.354	1.464	1.898	3.222	1.647	1.595	1.371	3.016	140-150	1.914	1092	99.9,99.9
160	1.026	1.535	3.561	1.665	2.036	1.025	1.063	1.251	150-160	0.7328	1092	100,100
170	0.4982	1.524	1.443	2.300	1.223	1.002	0.9827	1.163	160-170	0.3742	1093	100,100
180	0.4066	0.3956	0.4052	0.4046	0.4097	0.4068	0.4061	0.4052	170-180	0.1002	1093	100,100
DEG	LUMINOUS INTENSITY:cd Less than 25% Percent = 10.8 %								UNIT:lm			

Conical surface Flux(90deg): 498.52 lm

%lum = 45.6%
 %lamp = 45.6%

Conical surface Flux(120deg): 741.57 lm

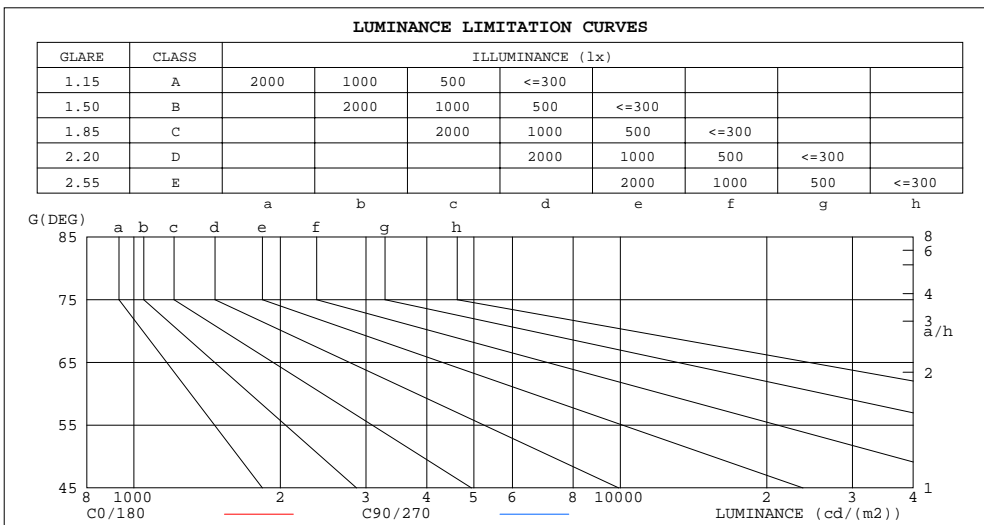
%lum = 67.9%
 %lamp = 67.9%

C Range: 0 - 360DEG
 C Interval: 22.5DEG
 Test Speed: 10.0deg/s
 Temperature:25.3DEG
 Operators:ben
 Test Date:2018-08-31

γ Range: 0 - 180DEG
 γ Interval: 1.0DEG
 Test System:EVERFINE GO-R5000_V2 SYSTEM V2.0.351
 Humidity:45%
 Test Distance:2.445m [K=1.0000]
 Remarks:

LUMINANCE LIMITATION CURVES

Test:U:120.1V I:0.1302A P:15.39W PF:0.9844 Lamp Flux:1092.74x1 lm		
NAME: ASD-LFMDR-12D1530-BZ	TYPE:N/A	WEIGHT:N/A
SPEC.:N/A	DIM.: N/A	SERIAL No.:N/A
MFR.:ASD Lighting corp	SUR.:N/A	Shielding Angle:N/A



LUMINANCE cd/(m2)		
G(DEG)	C0/180	C90/270
85	571964	539550
80	382499	361388
75	330384	313960
70	313519	299929
65	309253	297565
60	309597	299861
55	311310	302952
50	313396	306477
45	315242	309332

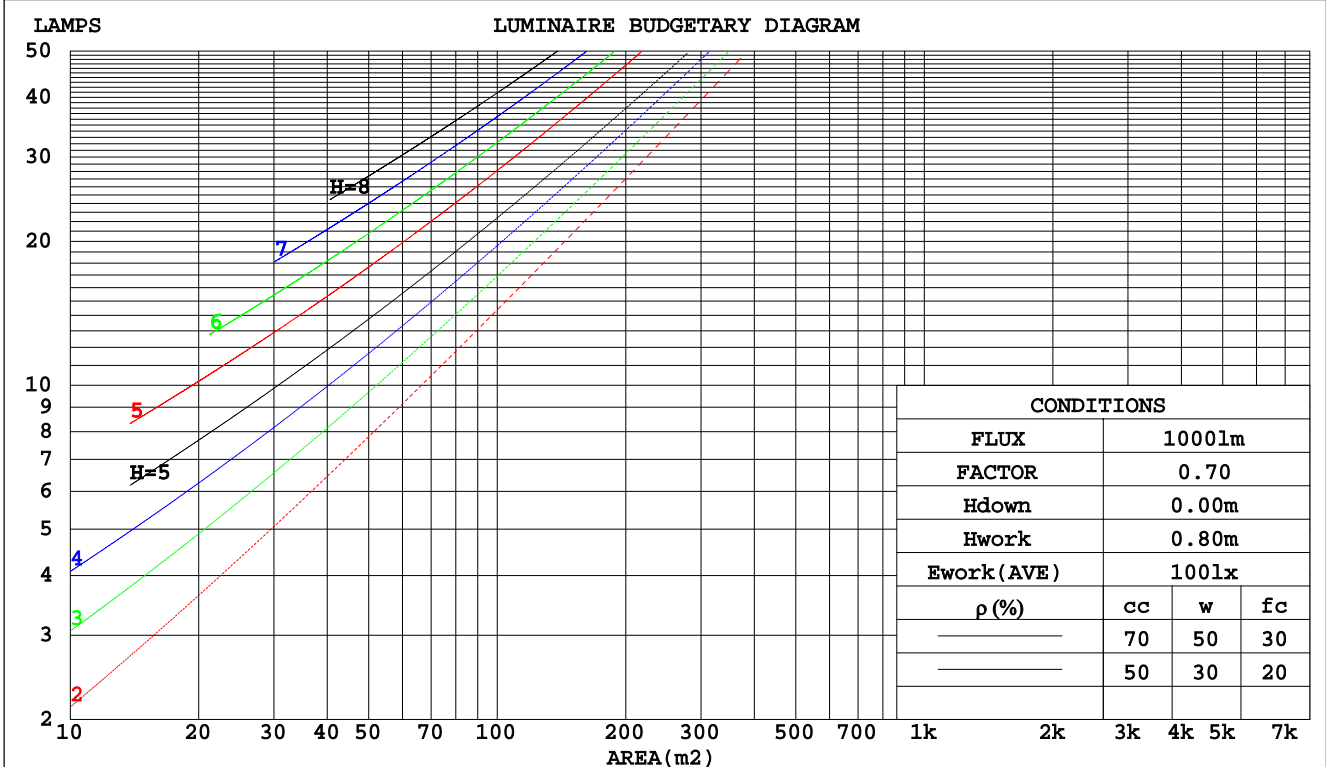
C Range: 0 - 360DEG
 C Interval: 22.5DEG
 Test Speed: 10.0deg/s
 Temperature:25.3DEG
 Operators:ben
 Test Date:2018-08-31

γ Range: 0 - 180DEG
 γ Interval: 1.0DEG
 Test System:EVERFINE GO-R5000_V2 SYSTEM V2.0.351
 Humidity:45%
 Test Distance:2.445m [K=1.0000]
 Remarks:

CU AND LUMINAIRE BUDGETARY ESTIMATE DIAGRAM

Test:U:120.1V I:0.1302A P:15.39W PF:0.9844 Lamp Flux:1092.74x1 lm		
NAME: ASD-LFMDR-12D1530-BZ	TYPE:N/A	WEIGHT:N/A
SPEC.:N/A	DIM.: N/A	SERIAL No.:N/A
MFR.: ASD Lighting corp	SUR.:N/A	Shielding Angle:N/A

pcc	80%			70%			50%			30%			10%			0
	50%	30%	10%	50%	30%	10%	50%	30%	10%	50%	30%	10%	50%	30%	10%	0
pw																0
pfc	20%			20%			20%			20%			20%			0
RCR	RCR:Room Cavity Ratio Coefficients of Utilization(CU)															
0.0	1.17	1.17	1.17	1.14	1.14	1.14	1.07	1.07	1.07	1.01	1.01	1.01	.95	.95	.95	.93
1.0	1.00	.95	.91	.97	.93	.89	.91	.88	.85	.86	.83	.81	.81	.79	.77	.74
2.0	.87	.79	.73	.84	.77	.71	.79	.74	.69	.75	.70	.66	.71	.67	.63	.61
3.0	.76	.67	.60	.73	.65	.59	.69	.63	.57	.66	.60	.55	.62	.57	.53	.51
4.0	.67	.58	.51	.65	.56	.50	.61	.54	.48	.58	.52	.47	.55	.50	.45	.43
5.0	.59	.50	.43	.58	.49	.43	.55	.47	.42	.52	.46	.40	.49	.44	.39	.37
6.0	.53	.44	.38	.52	.43	.37	.49	.42	.36	.47	.40	.35	.45	.39	.34	.32
7.0	.48	.39	.33	.47	.39	.33	.45	.37	.32	.43	.36	.31	.41	.35	.30	.28
8.0	.44	.35	.29	.43	.35	.29	.41	.34	.28	.39	.33	.28	.37	.32	.27	.25
9.0	.40	.32	.26	.39	.32	.26	.38	.31	.26	.36	.30	.25	.35	.29	.25	.23
10.0	.37	.29	.24	.36	.29	.24	.35	.28	.23	.33	.27	.23	.32	.26	.22	.20



C Range: 0 - 360DEG
 C Interval: 22.5DEG
 Test Speed: 10.0deg/s
 Temperature:25.3DEG
 Operators:ben
 Test Date:2018-08-31

γ Range: 0 - 180DEG
 γ Interval: 1.0DEG
 Test System:EVERFINE GO-R5000_V2 SYSTEM V2.0.351
 Humidity:45%
 Test Distance:2.445m [K=1.0000]
 Remarks:

WEC AND CCEC

Test:U:120.1V I:0.1302A P:15.39W PF:0.9844 Lamp Flux:1092.74x1 lm		
NAME: ASD-LFMDR-12D1530-BZ	TYPE:N/A	WEIGHT:N/A
SPEC.:N/A	DIM.: N/A	SERIAL No.:N/A
MFR.: ASD Lighting corp	SUR.:N/A	Shielding Angle:N/A

ρcc	80%			70%			50%			30%			10%			0
ρw	50%	30%	10%	50%	30%	10%	50%	30%	10%	50%	30%	10%	50%	30%	10%	0
ρfc	20%			20%			20%			20%			20%			0
RCR	RCR:Room Cavity Ratio						Wall Exitance Coefficients(WEC)									
0.0																
1.0	.348	.198	.063	.339	.193	.061	.321	.184	.059	.305	.176	.056	.290	.168	.054	
2.0	.312	.171	.053	.304	.167	.052	.288	.160	.050	.274	.153	.048	.260	.147	.046	
3.0	.283	.150	.045	.275	.147	.044	.261	.141	.043	.248	.136	.042	.236	.131	.040	
4.0	.258	.134	.039	.251	.131	.039	.238	.126	.038	.226	.122	.037	.215	.117	.036	
5.0	.236	.120	.035	.230	.118	.034	.219	.114	.034	.208	.110	.033	.198	.106	.032	
6.0	.218	.109	.031	.212	.107	.031	.202	.103	.030	.192	.100	.029	.183	.096	.029	
7.0	.202	.100	.028	.197	.098	.028	.187	.095	.027	.179	.092	.027	.171	.089	.026	
8.0	.188	.092	.026	.183	.090	.026	.175	.087	.025	.167	.085	.024	.159	.082	.024	
9.0	.176	.085	.024	.171	.084	.023	.164	.081	.023	.156	.078	.022	.150	.076	.022	
10.0	.165	.079	.022	.161	.078	.022	.154	.075	.021	.147	.073	.021	.141	.071	.020	

ρcc	80%			70%			50%			30%			10%			0
ρw	50%	30%	10%	50%	30%	10%	50%	30%	10%	50%	30%	10%	50%	30%	10%	0
ρfc	20%			20%			20%			20%			20%			0
RCR	RCR:Room Cavity Ratio						Ceiling Cavity Exitance Coefficients(CCEC)									
0.0	.247	.247	.247	.211	.211	.211	.144	.144	.144	.083	.083	.083	.026	.026	.026	
1.0	.240	.213	.189	.206	.183	.162	.141	.126	.112	.081	.073	.065	.026	.023	.021	
2.0	.233	.189	.153	.199	.163	.132	.137	.113	.092	.079	.066	.054	.025	.021	.018	
3.0	.225	.172	.130	.193	.149	.113	.132	.103	.079	.076	.060	.047	.025	.020	.015	
4.0	.217	.159	.115	.186	.138	.100	.128	.096	.071	.074	.056	.042	.024	.018	.014	
5.0	.210	.149	.105	.180	.129	.091	.124	.090	.064	.072	.053	.038	.023	.017	.013	
6.0	.202	.141	.097	.174	.122	.085	.120	.086	.060	.070	.050	.036	.022	.016	.012	
7.0	.195	.134	.092	.168	.116	.080	.116	.082	.057	.067	.048	.034	.022	.016	.011	
8.0	.189	.129	.087	.162	.112	.076	.112	.078	.054	.065	.046	.032	.021	.015	.011	
9.0	.183	.124	.084	.157	.107	.073	.109	.075	.052	.063	.045	.031	.021	.015	.010	
10.0	.177	.119	.081	.152	.104	.071	.106	.073	.050	.062	.043	.030	.020	.014	.010	

C Range: 0 - 360DEG
 C Interval: 22.5DEG
 Test Speed: 10.0deg/s
 Temperature:25.3DEG
 Operators:ben
 Test Date:2018-08-31

γ Range: 0 - 180DEG
 γ Interval: 1.0DEG
 Test System:EVERFINE GO-R5000_V2 SYSTEM V2.0.351
 Humidity:45%
 Test Distance:2.445m [K=1.0000]
 Remarks:

UGR(Unified Glare Rating) Table

Test:U:120.1V I:0.1302A P:15.39W PF:0.9844 Lamp Flux:1092.74x1 lm										
NAME: ASD-LFMDR-12D1530-BZ					TYPE:N/A			WEIGHT:N/A		
SPEC.:N/A					DIM.: N/A			SERIAL No.:N/A		
MFR.: ASD Lighting corp					SUR.:N/A			Shielding Angle:N/A		
ceiling/cavity	0.7	0.7	0.5	0.5	0.3	0.7	0.7	0.5	0.5	0.3
walls	0.5	0.3	0.5	0.3	0.3	0.5	0.3	0.5	0.3	0.3
working plane	0.2	0.2	0.2	0.2	0.2	0.2	0.2	0.2	0.2	0.2
Room dimensions	Viewed crosswise					Viewed endwise				
x = 2H y = 2H	32.3	33.8	32.7	34.1	34.5	32.2	33.7	32.6	34.0	34.4
3H	34.1	35.5	34.5	35.8	36.2	33.9	35.3	34.3	35.7	36.0
4H	35.0	36.2	35.4	36.6	37.0	34.8	36.0	35.2	36.4	36.8
6H	35.8	37.0	36.3	37.4	37.9	35.6	36.8	36.0	37.2	37.6
8H	36.2	37.4	36.7	37.8	38.3	36.0	37.2	36.5	37.6	38.0
12H	36.7	37.9	37.2	38.3	38.8	36.5	37.6	36.9	38.0	38.5
4H 2H	33.0	34.2	33.4	34.6	35.0	32.9	34.1	33.3	34.5	34.9
3H	34.9	36.1	35.4	36.5	37.0	34.8	35.9	35.3	36.4	36.8
4H	35.9	37.0	36.4	37.4	37.9	35.8	36.8	36.3	37.3	37.8
6H	37.0	37.9	37.5	38.4	38.9	36.8	37.7	37.3	38.2	38.7
8H	37.5	38.4	38.0	38.9	39.4	37.3	38.2	37.8	38.7	39.2
12H	38.1	38.9	38.7	39.4	40.0	37.9	38.7	38.4	39.2	39.7
8H 4H	36.3	37.2	36.8	37.7	38.2	36.2	37.0	36.7	37.5	38.1
6H	37.6	38.3	38.1	38.8	39.4	37.4	38.1	38.0	38.7	39.3
8H	38.3	38.9	38.9	39.5	40.1	38.1	38.7	38.7	39.3	39.9
12H	39.1	39.7	39.7	40.2	40.9	38.9	39.4	39.5	40.0	40.6
12H 4H	36.4	37.2	36.9	37.7	38.2	36.2	37.0	36.8	37.5	38.1
6H	37.7	38.4	38.3	38.9	39.5	37.6	38.2	38.1	38.8	39.4
8H	38.5	39.1	39.1	39.7	40.3	38.3	38.9	38.9	39.5	40.1
Variations with the observer position at spacings:										
S = 1.0H	+ 0.1 / - 0.1					+ 0.1 / - 0.2				
1.5H	+ 0.2 / - 0.3					+ 0.2 / - 0.3				
2.0H	+ 0.1 / - 0.3					+ 0.1 / - 0.3				

CIE Pub.117 Corrected 1093 lm Total Lamp Luminous Flux.(8log(F/F0) = 0.3)

C Range: 0 - 360DEG
 C Interval: 22.5DEG
 Test Speed: 10.0deg/s
 Temperature:25.3DEG
 Operators:ben
 Test Date:2018-08-31

γ Range: 0 - 180DEG
 γ Interval: 1.0DEG
 Test System:EVERFINE GO-R5000_V2 SYSTEM V2.0.351
 Humidity:45%
 Test Distance:2.445m [K=1.0000]
 Remarks:

UTILIZATION FACTORS TABLE

Test:U:120.1V I:0.1302A P:15.39W PF:0.9844 Lamp Flux:1092.74x1 lm		
NAME: ASD-LFMDR-12D1530-BZ	TYPE:N/A	WEIGHT:N/A
SPEC.:N/A	DIM.: N/A	SERIAL No.:N/A
MFR.: ASD Lighting corp	SUR.:N/A	Shielding Angle:N/A

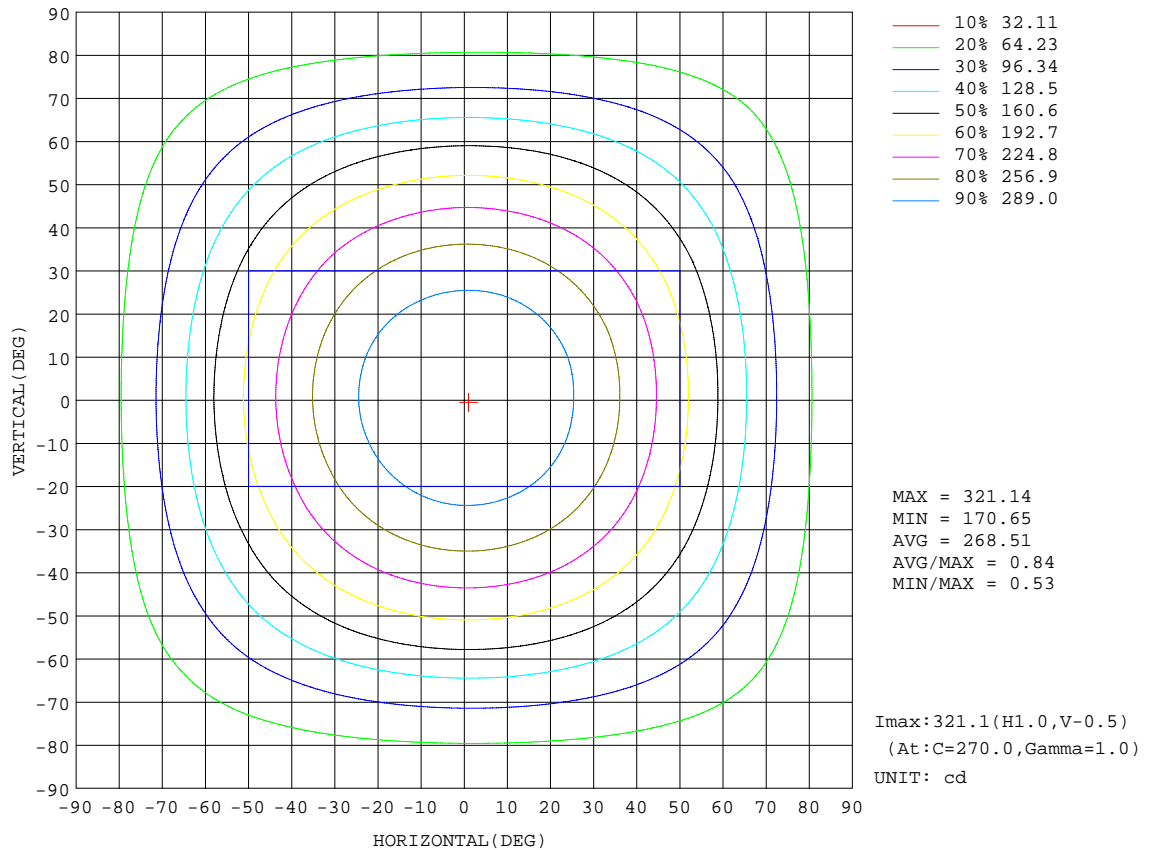
REFLECTANCE										
Ceiling	0.8	0.8	0.8	0.7	0.7	0.7	0.5	0.5	0.5	0
Walls	0.7	0.5	0.3	0.7	0.5	0.3	0.7	0.5	0.3	0
Working plane	0.2	0.2	0.2	0.2	0.2	0.2	0.2	0.2	0.2	0
ROOM INDEX	UTILIZATION FACTORS(PERCENT) $k(RI) \times RCR = 5$									
k = 0.60	53	41	34	52	41	34	51	40	34	27
0.80	63	51	43	62	50	43	60	49	42	35
1.00	71	59	51	70	58	51	67	59	50	42
1.25	78	67	59	76	66	58	73	64	57	49
1.50	83	72	64	81	71	64	77	69	62	53
2.00	90	80	73	88	79	72	83	76	70	61
2.50	94	85	78	92	84	77	87	80	75	65
3.00	98	90	83	95	88	82	90	84	79	68
4.00	102	95	90	99	93	88	94	89	84	73
5.00	105	99	94	102	96	92	96	92	88	76
ROOM INDEX	UF(total)									Direct
According to DIN EN 13032-2 2004			Suspended				SHRNOM = 1.25			

C Range: 0 - 360DEG
 C Interval: 22.5DEG
 Test Speed: 10.0deg/s
 Temperature:25.3DEG
 Operators:ben
 Test Date:2018-08-31

γ Range: 0 - 180DEG
 γ Interval: 1.0DEG
 Test System:EVERFINE GO-R5000_V2 SYSTEM V2.0.351
 Humidity:45%
 Test Distance:2.445m [K=1.0000]
 Remarks:

ISOCANDELA DIAGRAM

Test:U:120.1V I:0.1302A P:15.39W PF:0.9844 Lamp Flux:1092.74x1 lm		
NAME: ASD-LFMDR-12D1530-BZ	TYPE:N/A	WEIGHT:N/A
SPEC.:N/A	DIM.: N/A	SERIAL No.:N/A
MFR.: ASD Lighting corp	SUR.:N/A	Shielding Angle:N/A



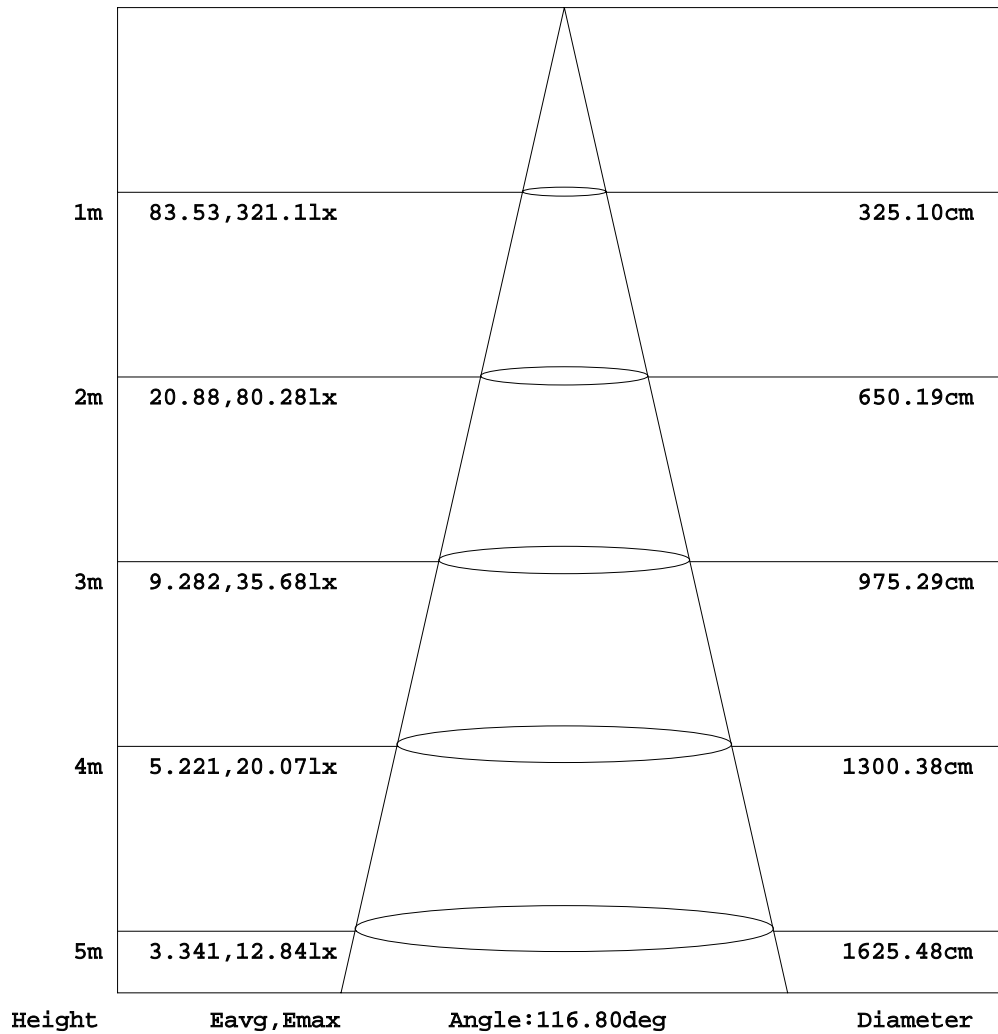
C Range: 0 - 360DEG
 C Interval: 22.5DEG
 Test Speed: 10.0deg/s
 Temperature:25.3DEG
 Operators:ben
 Test Date:2018-08-31

γ Range: 0 - 180DEG
 γ Interval: 1.0DEG
 Test System:EVERFINE GO-R5000_V2 SYSTEM V2.0.351
 Humidity:45%
 Test Distance:2.445m [K=1.0000]
 Remarks:

AAI Figure

Test:U:120.1V I:0.1302A P:15.39W PF:0.9844 Lamp Flux:1092.74x1 lm		
NAME: ASD-LFMDR-12D1530-BZ	TYPE:N/A	WEIGHT:N/A
SPEC.:N/A	DIM.: N/A	SERIAL No.:N/A
MFR.: ASD Lighting corp	SUR.:N/A	Shielding Angle:N/A

Flux out:726.9 lm



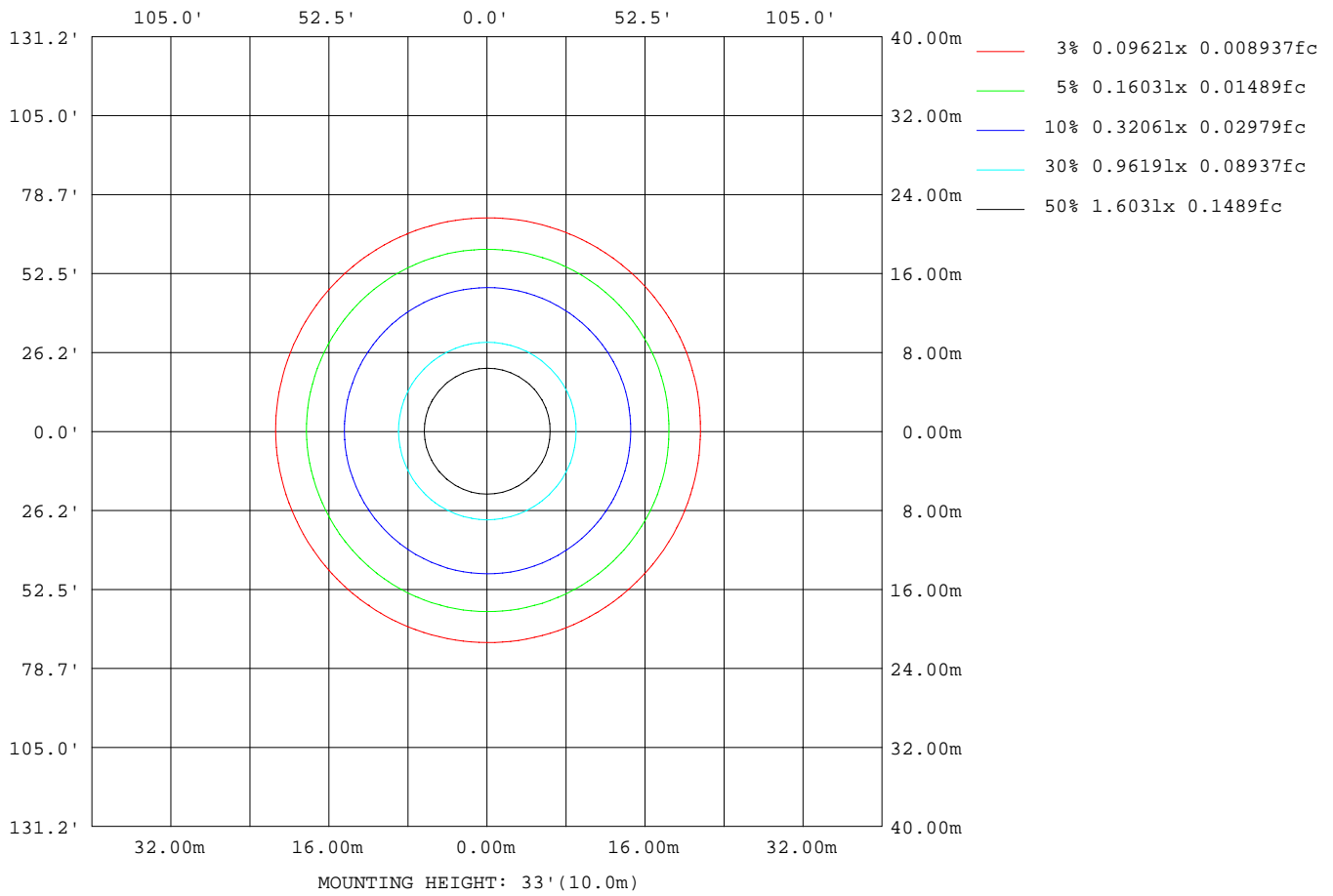
Note:The Curves indicate the illuminated area and the average illumination when the luminaire is at different distance.

C Range: 0 - 360DEG
 C Interval: 22.5DEG
 Test Speed: 10.0deg/s
 Temperature:25.3DEG
 Operators:ben
 Test Date:2018-08-31

γ Range: 0 - 180DEG
 γ Interval: 1.0DEG
 Test System:EVERFINE GO-R5000_V2 SYSTEM V2.0.351
 Humidity:45%
 Test Distance:2.445m [K=1.0000]
 Remarks:

ISOLUX DIAGRAM

Test:U:120.1V I:0.1302A P:15.39W PF:0.9844 Lamp Flux:1092.74x1 lm		
NAME: ASD-LFMDR-12D1530-BZ	TYPE:N/A	WEIGHT:N/A
SPEC.:N/A	DIM.: N/A	SERIAL No.:N/A
MFR.:ASD Lighting corp	SUR.:N/A	Shielding Angle:N/A



C Range: 0 - 360DEG
 C Interval: 22.5DEG
 Test Speed: 10.0deg/s
 Temperature:25.3DEG
 Operators:ben
 Test Date:2018-08-31

γ Range: 0 - 180DEG
 γ Interval: 1.0DEG
 Test System:EVERFINE GO-R5000_V2 SYSTEM V2.0.351
 Humidity:45%
 Test Distance:2.445m [K=1.0000]
 Remarks:

LED Avg.L Report

Test:U:120.1V I:0.1302A P:15.39W PF:0.9844 Lamp Flux:1092.74x1 lm		
NAME: ASD-LFMDR-12D1530-BZ	TYPE:N/A	WEIGHT:N/A
SPEC.:N/A	DIM.: N/A	SERIAL No.:N/A
MFR.: OASD Lighting corp	SUR.:N/A	Shielding Angle:N/A

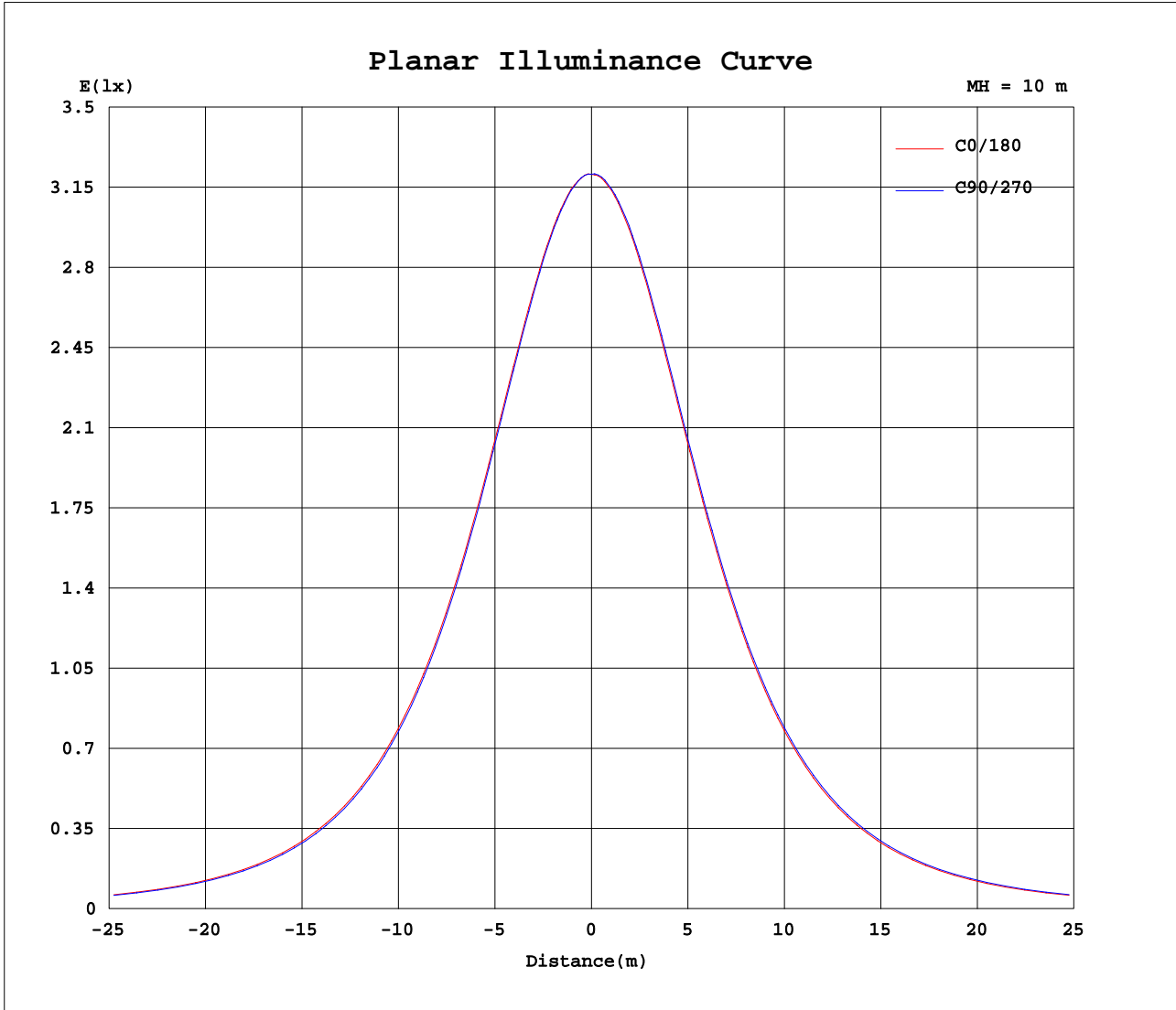
AvgL	cd/m2
L_0~180(65)av	303964
L_0~180(75)av	322385
L_0~180(85)av	556787
L_90~270(65)av	304321
L_90~270(75)av	322701
L_90~270(85)av	559535
L_45(65)av	304273
L_45(75)av	322115
L_45(85)av	557615

Standard: GB/T 29293-2012

C Range: 0 - 360DEG
 C Interval: 22.5DEG
 Test Speed: 10.0deg/s
 Temperature:25.3DEG
 Operators:ben
 Test Date:2018-08-31

γ Range: 0 - 180DEG
 γ Interval: 1.0DEG
 Test System:EVERFINE GO-R5000_V2 SYSTEM V2.0.351
 Humidity:45%
 Test Distance:2.445m [K=1.0000]
 Remarks:

Planar Illuminance Curve



C Range: 0 - 360DEG
 C Interval: 22.5DEG
 Test Speed: 10.0deg/s
 Temperature: 25.3DEG
 Operators: ben
 Test Date: 2018-08-31

γ Range: 0 - 180DEG
 γ Interval: 1.0DEG
 Test System: EVERFINE GO-R5000_V2 SYSTEM V2.0.351
 Humidity: 45%
 Test Distance: 2.445m [K=1.0000]
 Remarks:

LUMINOUS DISTRIBUTION INTENSITY DATA

Test:U:120.1V I:0.1302A P:15.39W PF:0.9844 Lamp Flux:1092.74x1 lm		
NAME: ASD-LFMDR-12D1530-BZ	TYPE:N/A	WEIGHT:N/A
SPEC.:N/A	DIM.: N/A	SERIAL No.:N/A
MFR.: ASD Lighting corp	SUR.:N/A	Shielding Angle:N/A

Table--1

UNIT: cd

C(DEG)\ γ (DEG)	0	22.5	45	67.5	90	112.5	135	157.5	180	202.5	225	247.5	270	292.5	315	337.5			
0	321	321	321	321	321	321	321	321	321	321	321	321	321	321	321	321			
5	320	320	319	319	319	319	319	319	319	319	320	320	320	320	320	320			
10	316	316	315	315	315	315	315	315	315	315	316	316	316	316	317	317			
15	310	309	309	309	309	308	308	308	309	309	309	310	310	310	310	311			
20	301	301	300	300	300	299	298	298	299	300	300	301	302	302	302	302			
25	290	289	289	288	288	287	287	287	288	288	289	289	290	291	291	291			
30	276	276	275	274	273	273	272	272	274	274	275	276	277	277	278	278			
35	260	260	259	258	257	256	256	256	258	258	259	260	261	261	262	262			
40	243	242	241	240	239	238	238	238	240	240	241	242	243	244	244	245			
45	223	222	221	220	219	218	217	218	220	220	222	222	224	224	225	225			
50	202	200	199	198	197	196	196	196	198	199	200	201	202	203	204	204			
55	179	178	176	175	174	173	173	173	175	176	177	178	180	180	181	181			
60	155	154	152	151	150	149	149	149	151	152	153	154	156	157	157	157			
65	131	130	128	127	126	125	124	124	126	127	129	130	131	132	133	133			
70	107	106	105	104	103	102	101	101	103	104	105	107	108	108	109	109			
75	85.6	84.3	82.9	82.0	81.3	80.5	79.7	79.5	81.3	82.3	83.6	84.8	85.7	86.5	87.2	87.5			
80	66.5	65.3	63.9	63.3	62.8	62.1	61.4	61.2	62.7	63.6	64.8	65.8	66.6	67.3	68.1	68.2			
85	49.9	48.9	48.2	47.6	47.1	46.5	45.9	45.6	47.2	47.9	48.8	49.8	50.5	51.1	51.5	51.7			
90	36.5	35.9	35.3	34.9	34.6	34.2	33.5	33.1	34.5	35.1	35.9	36.5	37.0	37.3	37.8	38.1			
95	26.2	25.6	25.2	25.0	25.1	24.7	24.0	23.6	24.6	25.2	25.5	26.1	26.1	26.4	26.8	27.1			
100	19.6	19.3	18.8	18.9	18.8	18.5	18.4	18.0	18.5	18.9	18.8	19.4	19.3	19.4	20.0	20.0			
105	17.3	16.9	16.4	16.3	16.3	16.3	16.3	16.3	16.3	16.4	16.1	16.4	16.5	16.7	17.2	17.4			
110	17.1	16.7	16.2	16.1	16.2	16.3	16.2	16.1	16.2	16.3	16.1	16.3	16.4	16.6	17.0	17.3			
115	16.2	15.7	15.3	15.3	15.5	15.6	15.4	15.3	15.4	15.6	15.6	15.7	15.7	15.9	16.2	16.5			
120	14.0	13.6	13.4	15.8	13.7	13.8	15.4	13.6	13.8	13.9	14.0	14.4	14.1	14.3	15.5	14.5			
125	11.5	11.2	11.5	11.7	11.4	11.6	11.6	11.7	11.5	11.8	11.8	13.9	11.7	11.9	15.4	12.2			
130	9.12	10.1	9.55	8.64	9.76	9.25	9.28	11.2	9.65	9.43	9.48	9.29	9.24	9.38	10.4	9.68			
135	6.78	7.46	7.52	5.97	7.79	7.03	7.45	10.6	8.78	7.00	7.87	6.68	6.61	7.14	6.77	6.89			
140	4.40	4.20	3.67	3.66	5.48	4.89	4.44	4.98	4.96	5.57	5.58	4.13	4.11	4.70	4.24	5.84			
145	2.53	2.37	2.25	2.31	4.15	3.40	2.92	2.90	2.73	2.55	2.70	2.49	2.42	3.01	3.86	2.59			
150	1.35	2.08	1.46	1.44	1.90	2.92	3.22	1.91	1.65	1.51	1.60	1.45	1.37	2.29	3.02	1.57			
155	0.99	1.42	1.38	1.31	1.39	2.57	2.66	1.46	1.12	1.02	1.00	1.05	2.01	1.12	2.68	1.19			
160	1.03	2.06	1.54	1.43	3.56	1.18	1.67	1.50	2.04	1.13	1.03	0.78	1.06	2.03	1.25	1.25			
165	0.54	1.56	1.52	1.55	2.15	1.56	1.14	1.50	1.19	1.17	1.04	0.84	0.69	1.10	1.27	1.25			
170	0.50	1.53	1.52	2.05	1.44	1.58	2.30	1.51	1.22	1.22	1.00	0.64	0.98	0.88	1.16	1.10			
175	0.47	0.97	1.07	1.03	1.04	1.20	0.94	1.07	0.92	0.92	0.65	0.63	1.05	0.70	2.28	1.28			
180	0.41	0.41	0.40	0.41	0.41	0.40	0.40	0.40	0.41	0.41	0.41	0.41	0.41	0.41	0.41	0.41			

C Range: 0 - 360DEG
 C Interval: 22.5DEG
 Test Speed: 10.0deg/s
 Temperature:25.3DEG
 Operators:ben
 Test Date:2018-08-31

γ Range: 0 - 180DEG
 γ Interval: 1.0DEG
 Test System:EVERFINE GO-R5000_V2 SYSTEM V2.0.351
 Humidity:45%
 Test Distance:2.445m [K=1.0000]
 Remarks: