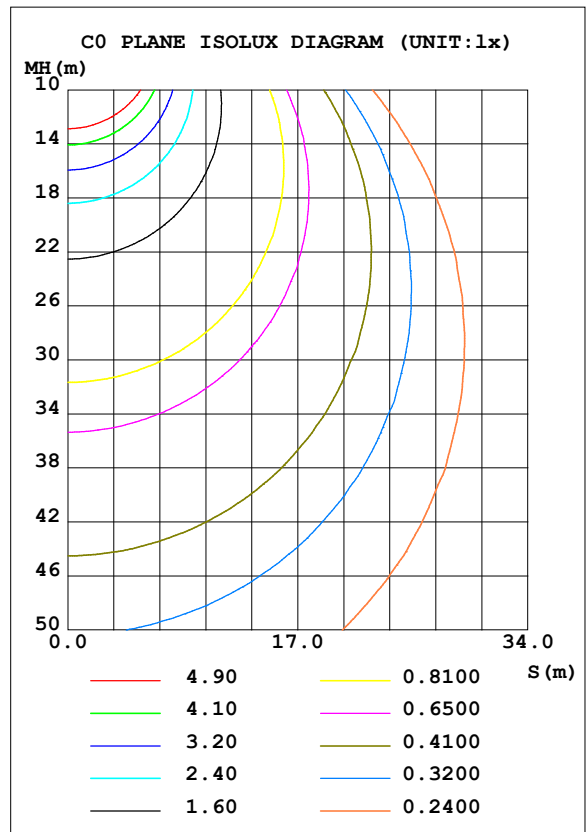
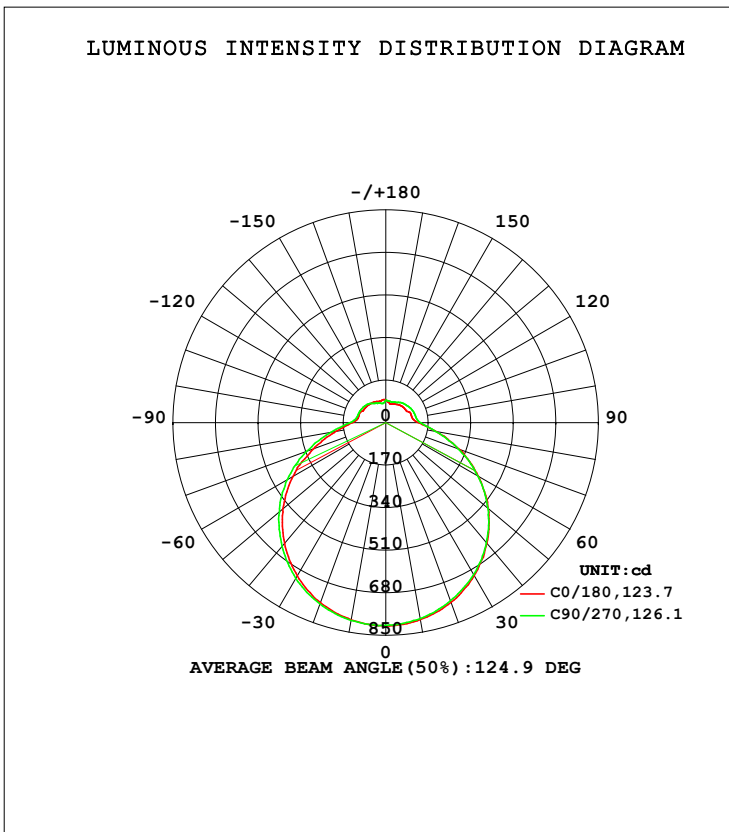


**LUMINAIRE PHOTOMETRIC TEST REPORT**

Test:U:119.98V I:0.3914A P:42.800W PF:0.9104 Freq:50.00Hz Lamp Flux:3430.67x1 lm		
NAME: ASD Lighting Corp	TYPE:	WEIGHT:
SPEC.:ASD-LFC-SN-20D42-AC-4000K	DIM.:	SERIAL No.:
MFR.: ASD Lighting Corp	SUR.:0.5*0.5	Shielding Angle:

DATA OF LAMP		PHOTOMETRIC DATA Eff: 80.16 lm/W			
MODEL	SD-LFC-SN-20D42-AC	I <sub>max</sub> (cd)	812.1	S/MH (C0/180)	1.30
NOMINAL POWER (W)	--	LOR (%)	100.0	S/MH (C90/270)	1.32
RATED VOLTAGE (V)	--	TOTAL FLUX (lm)	3430.7	<input type="checkbox"/> UP, DN (C0-180)	9.6, 39.9
NOMINAL FLUX (lm)	3430.67	CIE CLASS	SEMI-D.	<input type="checkbox"/> UP, DN (C180-360)	9.5, 41.1
LAMPS INSIDE	1	<input type="checkbox"/> up (%)	19.1	CIBSE SHR NOM	1.50
TEST VOLTAGE (V)	--	<input type="checkbox"/> down (%)	80.9	CIBSE SHR MAX	1.50



C Range: 0 - 360DEG  
 C Interval: 22.5DEG  
 Test Speed: HIGH  
 Temperature: 25.3DEG  
 Operators: admin  
 Test Date: 2022-03-21

Range: 0 - 180DEG  
 Interval: 1.0DEG  
 Test System: EVERFINE GO-2000B\_V1 SYSTEM V2.00.411  
 Humidity: 65.0%  
 Test Distance: 8.780m [K=1.0000]  
 Remarks:

ZONAL FLUX DIAGRAM

ZONAL FLUX DIAGRAM:

mm	C0	C45	C90	C135	C180	C225	C270	C315	mm	□ zone	□ total	%lum,lamp
10	798.5	796.7	794.5	796.9	800.0	801.3	802.1	801.8	0- 10	76.85	76.85	2.24,2.24
20	763.6	759.3	757.5	759.0	764.9	769.5	770.6	769.1	10- 20	221.6	298.4	8.7,8.7
30	706.7	702.3	701.4	700.0	707.2	714.0	719.0	716.5	20- 30	340.8	639.3	18.6,18.6
40	628.6	626.8	625.8	622.5	628.5	640.9	645.1	642.4	30- 40	421.2	1060	30.9,30.9
50	534.0	535.7	532.4	525.1	537.7	550.7	555.3	550.0	40- 50	454.1	1515	44.1,44.1
60	425.9	425.3	424.7	416.7	427.2	446.0	453.9	440.6	50- 60	436.3	1951	56.9,56.9
70	315.0	309.3	308.5	304.4	306.2	326.1	338.5	320.7	60- 70	371.1	2322	67.7,67.7
80	203.3	190.5	201.1	203.2	203.2	204.3	223.0	214.9	70- 80	274.2	2596	75.7,75.7
90	131.6	127.3	139.4	134.2	134.2	130.7	144.3	141.0	80- 90	180.4	2776	80.9,80.9
100	108.2	118.6	123.1	109.0	112.6	116.6	118.2	108.8	90-100	133.2	2910	84.8,84.8
110	106.3	114.7	120.0	102.8	111.8	114.6	114.6	100.9	100-110	119.0	3029	88.3,88.3
120	95.56	110.7	115.4	101.4	102.4	112.3	111.5	98.54	110-120	107.5	3136	91.4,91.4
130	93.94	103.1	109.1	91.09	101.2	105.0	107.2	92.75	120-130	92.37	3228	94.1,94.1
140	91.00	92.02	103.3	88.78	97.83	96.70	100.6	82.91	130-140	75.07	3304	96.3,96.3
150	85.24	86.77	94.30	89.48	95.44	90.65	89.10	75.06	140-150	56.58	3360	97.9,97.9
160	79.84	82.23	88.11	81.54	90.61	81.26	83.14	75.15	150-160	39.34	3399	99.1,99.1
170	81.16	88.07	87.30	78.54	92.02	84.80	78.39	84.36	160-170	22.99	3422	99.8,99.8
180	91.82	93.89	89.89	88.03	91.71	93.98	89.98	87.86	170-180	8.188	3431	100,100
DEG	LUMINOUS INTENSITY:cd									UNIT:lm		

Conical surface Flux(90deg): 1286.6 lm

%lum = 37.5%

%lamp = 37.5%

Conical surface Flux(120deg): 1950.8 lm

%lum = 56.9%

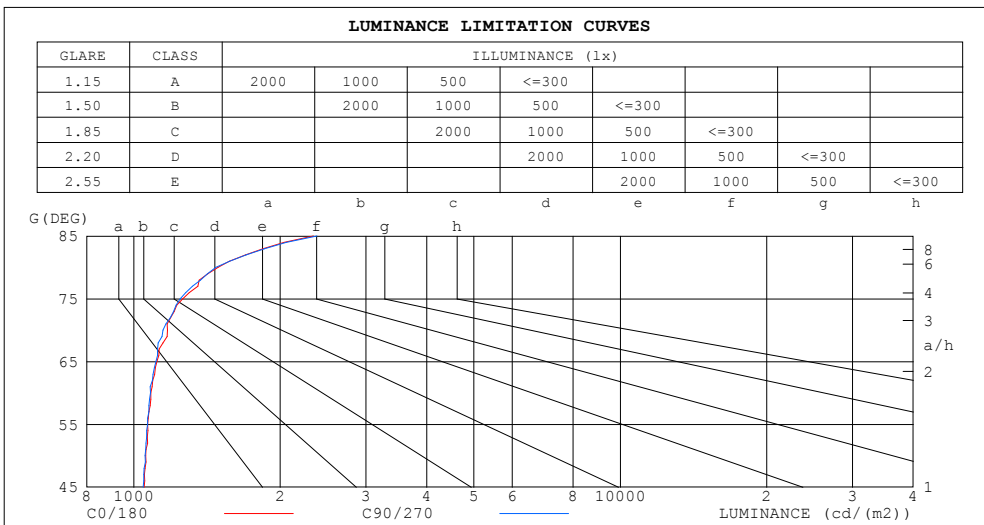
%lamp = 56.9%

C Range: 0 - 360DEG  
 C Interval: 22.5DEG  
 Test Speed: HIGH  
 Temperature:25.3DEG  
 Operators:admin  
 Test Date:2022-03-21

□ Range: 0 - 180DEG  
 □ Interval: 1.0DEG  
 Test System:EVERFINE GO-2000B\_V1 SYSTEM V2.00.411  
 Humidity:65.0%  
 Test Distance:8.780m [K=1.0000]  
 Remarks:

**LUMINANCE LIMITATION CURVES**

Test:U:119.98V I:0.3914A P:42.800W PF:0.9104 Freq:50.00Hz Lamp Flux:3430.67x1 lm		
NAME: ASD Lighting Corp	TYPE:	WEIGHT:
SPEC.:ASD-LFC-SN-20D42-AC-4000K	DIM.:	SERIAL No.:
MFR.: ASD Lighting Corp	SUR.:0.5*0.5	Shielding Angle:



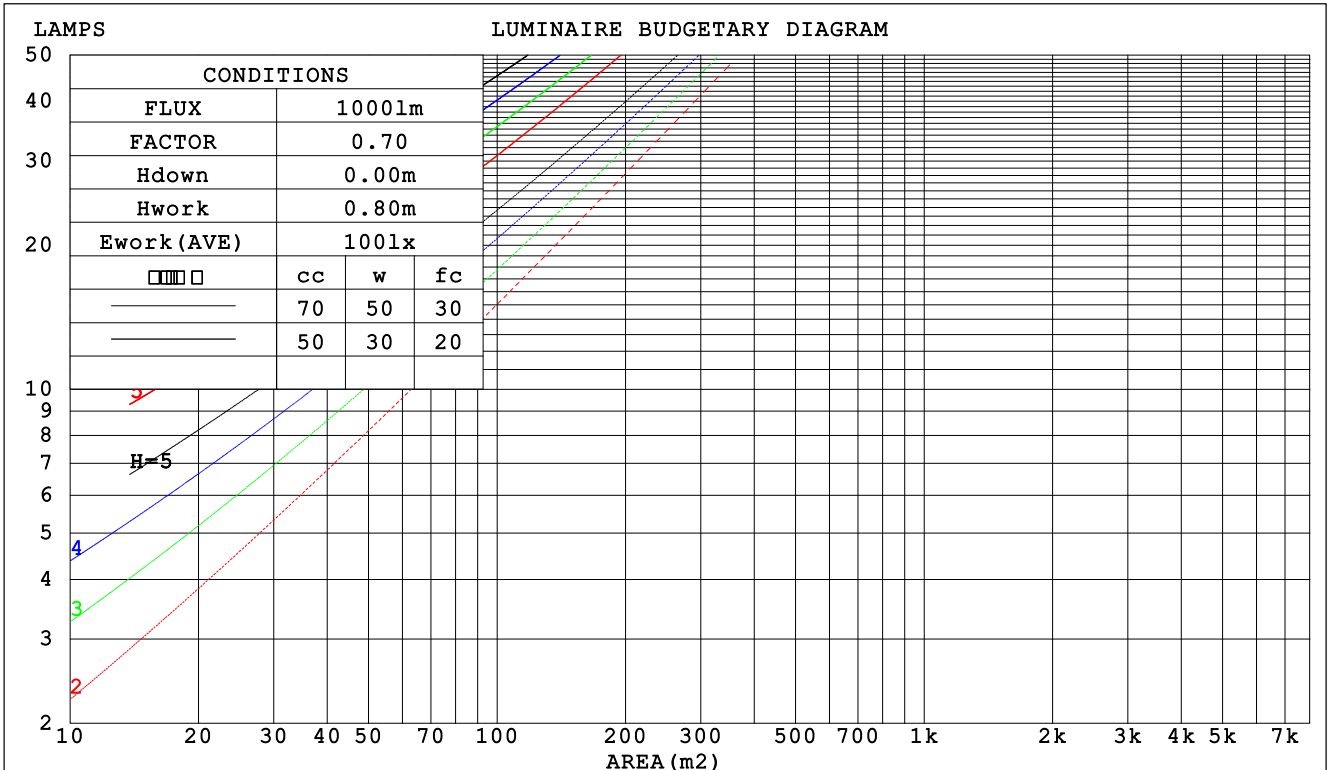
C Range: 0 - 360DEG  
 C Interval: 22.5DEG  
 Test Speed: HIGH  
 Temperature:25.3DEG  
 Operators:admin  
 Test Date:2022-03-21

Range: 0 - 180DEG  
 Interval: 1.0DEG  
 Test System:EVERFINE GO-2000B\_V1 SYSTEM V2.00.411  
 Humidity:65.0%  
 Test Distance:8.780m [K=1.0000]  
 Remarks:

CU AND LUMINAIRE BUDGETARY ESTIMATE DIAGRAM

Test:U:119.98V I:0.3914A P:42.800W PF:0.9104 Freq:50.00Hz Lamp Flux:3430.67x1 lm		
NAME: ASD Lighting Corp	TYPE:	WEIGHT:
SPEC.:ASD-LFC-SN-20D42-AC-4000K	DIM.:	SERIAL No.:
MFR.: ASD Lighting Corp	SUR.:0.5*0.5	Shielding Angle:

□cc	80%			70%			50%			30%			10%			0
□w	50%	30%	10%	50%	30%	10%	50%	30%	10%	50%	30%	10%	50%	30%	10%	0
□fc	20%			20%			20%			20%			20%			0
RCR	RCR:Room Cavity Ratio						Coefficients of Utilization(CU)									
0.0	1.15	1.15	1.15	1.10	1.10	1.10	1.01	1.01	1.01	.92	.92	.92	.85	.85	.85	.81
1.0	.97	.92	.88	.93	.88	.84	.85	.82	.78	.78	.75	.73	.71	.69	.67	.64
2.0	.84	.76	.70	.80	.73	.68	.73	.68	.63	.67	.63	.59	.61	.58	.55	.52
3.0	.73	.64	.57	.70	.62	.56	.64	.57	.52	.59	.53	.49	.54	.49	.46	.43
4.0	.64	.55	.48	.61	.53	.47	.56	.49	.44	.52	.46	.41	.48	.43	.39	.36
5.0	.57	.48	.41	.55	.46	.40	.50	.43	.38	.46	.40	.35	.43	.37	.33	.31
6.0	.51	.42	.35	.49	.41	.34	.45	.38	.33	.42	.36	.31	.39	.33	.29	.27
7.0	.46	.37	.31	.44	.36	.30	.41	.34	.29	.38	.32	.27	.35	.30	.26	.23
8.0	.42	.33	.27	.40	.32	.27	.37	.30	.25	.35	.29	.24	.32	.27	.23	.21
9.0	.38	.30	.24	.37	.29	.24	.34	.28	.23	.32	.26	.22	.30	.24	.21	.19
10.0	.35	.27	.22	.34	.27	.22	.32	.25	.21	.30	.24	.20	.27	.22	.19	.17



C Range: 0 - 360DEG  
 C Interval: 22.5DEG  
 Test Speed: HIGH  
 Temperature:25.3DEG  
 Operators:admin  
 Test Date:2022-03-21

□ Range: 0 - 180DEG  
 □ Interval: 1.0DEG  
 Test System:EVERFINE GO-2000B\_V1 SYSTEM V2.00.411  
 Humidity:65.0%  
 Test Distance:8.780m [K=1.0000]  
 Remarks:

**WEC AND CCEC**

Test:U:119.98V I:0.3914A P:42.800W PF:0.9104 Freq:50.00Hz Lamp Flux:3430.67x1 lm		
NAME: ASD Lighting Corp	TYPE:	WEIGHT:
SPEC.:ASD-LFC-SN-20D42-AC-4000K	DIM.:	SERIAL No.:
MFR.: ASD Lighting Corp	SUR.:0.5*0.5	Shielding Angle:

<input type="checkbox"/> cc	80%	70%	50%	30%	10%	0
<input type="checkbox"/> w	50% 30% 10%	50% 30% 10%	50% 30% 10%	50% 30% 10%	50% 30% 10%	0
<input type="checkbox"/> fc	20%	20%	20%	20%	20%	0
RCR	RCR:Room Cavity Ratio		Wall Exitance Coefficients (WEC)			
0.0						
1.0	.353 .201 .064	.340 .194 .062	.316 .181 .058	.294 .169 .054	.273 .158 .051	
2.0	.314 .172 .053	.302 .167 .051	.280 .156 .048	.260 .146 .046	.241 .137 .043	
3.0	.283 .150 .045	.272 .146 .044	.252 .137 .042	.234 .128 .039	.217 .120 .037	
4.0	.257 .133 .039	.247 .129 .038	.229 .122 .036	.213 .114 .034	.197 .107 .033	
5.0	.235 .120 .035	.226 .116 .034	.210 .109 .032	.195 .103 .031	.180 .096 .029	
6.0	.216 .108 .031	.208 .105 .030	.193 .099 .029	.179 .093 .027	.166 .088 .026	
7.0	.200 .099 .028	.193 .096 .027	.179 .091 .026	.166 .085 .025	.154 .080 .024	
8.0	.186 .091 .026	.179 .088 .025	.167 .083 .024	.155 .079 .023	.144 .074 .022	
9.0	.174 .084 .023	.168 .082 .023	.156 .077 .022	.145 .073 .021	.135 .069 .020	
10.0	.163 .078 .022	.157 .076 .021	.147 .072 .020	.136 .068 .019	.127 .064 .018	

<input type="checkbox"/> cc	80%	70%	50%	30%	10%	0
<input type="checkbox"/> w	50% 30% 10%	50% 30% 10%	50% 30% 10%	50% 30% 10%	50% 30% 10%	0
<input type="checkbox"/> fc	20%	20%	20%	20%	20%	0
RCR	RCR:Room Cavity Ratio		Ceiling Cavity Exitance Coefficients (CCEC)			
0.0	.336 .336 .336	.287 .287 .287	.196 .196 .196	.113 .113 .113	.036 .036 .036	
1.0	.330 .302 .277	.282 .259 .239	.193 .178 .165	.111 .103 .096	.036 .033 .031	
2.0	.323 .279 .243	.276 .240 .210	.189 .166 .146	.109 .097 .086	.035 .031 .028	
3.0	.315 .263 .221	.270 .227 .191	.186 .157 .134	.107 .092 .079	.034 .030 .026	
4.0	.308 .250 .206	.264 .216 .179	.182 .151 .126	.105 .088 .075	.034 .029 .025	
5.0	.300 .240 .196	.258 .208 .170	.178 .145 .120	.103 .085 .071	.033 .028 .024	
6.0	.293 .232 .189	.252 .201 .164	.174 .141 .116	.101 .083 .069	.033 .027 .023	
7.0	.286 .226 .183	.246 .196 .160	.170 .137 .113	.099 .081 .067	.032 .026 .022	
8.0	.280 .220 .179	.241 .191 .156	.167 .134 .111	.097 .079 .066	.031 .026 .022	
9.0	.274 .215 .176	.236 .187 .154	.163 .131 .109	.095 .078 .065	.031 .025 .022	
10.0	.268 .211 .174	.231 .183 .151	.160 .129 .108	.093 .076 .064	.030 .025 .021	

C Range: 0 - 360DEG  
 C Interval: 22.5DEG  
 Test Speed: HIGH  
 Temperature:25.3DEG  
 Operators:admin  
 Test Date:2022-03-21

Range: 0 - 180DEG  
 Interval: 1.0DEG  
 Test System:EVERFINE GO-2000B\_V1 SYSTEM V2.00.411  
 Humidity:65.0%  
 Test Distance:8.780m [K=1.0000]  
 Remarks:

**UGR(Unified Glare Rating) Table**

Test:U:119.98V I:0.3914A P:42.800W PF:0.9104 Freq:50.00Hz Lamp Flux:3430.67x1 lm										
NAME: ASD Lighting Corp					TYPE:			WEIGHT:		
SPEC.:ASD-LFC-SN-20D42-AC-4000K					DIM.:			SERIAL No.:		
MFR.: ASD Lighting Corp					SUR.:0.5*0.5			Shielding Angle:		
ceiling/cavity	0.7	0.7	0.5	0.5	0.3	0.7	0.7	0.5	0.5	0.3
walls	0.5	0.3	0.5	0.3	0.3	0.5	0.3	0.5	0.3	0.3
working plane	0.2	0.2	0.2	0.2	0.2	0.2	0.2	0.2	0.2	0.2
Room dimensions	Viewed crosswise					Viewed endwise				
x = 2H y = 2H	12.0	13.3	12.5	13.8	14.4	11.9	13.3	12.5	13.8	14.4
3H	13.9	15.1	14.4	15.6	16.3	13.8	15.1	14.4	15.6	16.2
4H	14.8	16.0	15.4	16.5	17.2	14.8	15.9	15.4	16.5	17.1
6H	15.8	16.9	16.4	17.4	18.1	15.7	16.8	16.3	17.4	18.1
8H	16.3	17.3	16.9	17.9	18.6	16.2	17.3	16.8	17.9	18.6
12H	16.8	17.8	17.4	18.4	19.1	16.8	17.8	17.4	18.4	19.1
4H 2H	12.6	13.8	13.2	14.3	15.0	12.6	13.8	13.2	14.3	15.0
3H	14.7	15.7	15.3	16.3	17.0	14.7	15.7	15.3	16.3	17.0
4H	15.8	16.7	16.4	17.4	18.1	15.8	16.7	16.4	17.3	18.0
6H	16.9	17.7	17.6	18.4	19.2	16.9	17.7	17.6	18.4	19.1
8H	17.5	18.3	18.2	19.0	19.7	17.5	18.2	18.2	18.9	19.7
12H	18.2	18.9	18.9	19.6	20.4	18.2	18.9	18.9	19.6	20.4
8H 4H	16.2	17.0	16.9	17.6	18.4	16.2	16.9	16.8	17.6	18.4
6H	17.5	18.2	18.2	18.9	19.7	17.5	18.1	18.2	18.8	19.7
8H	18.3	18.9	19.0	19.6	20.4	18.3	18.8	19.0	19.5	20.4
12H	19.2	19.7	19.9	20.4	21.3	19.2	19.7	19.9	20.4	21.2
12H 4H	16.2	16.9	16.9	17.6	18.4	16.2	16.9	16.9	17.6	18.4
6H	17.7	18.2	18.4	19.0	19.8	17.6	18.2	18.4	18.9	19.8
8H	18.5	19.0	19.3	19.8	20.6	18.5	19.0	19.2	19.7	20.6
Variations with the observer position at spacings:										
S = 1.0H	+ 0.1 / - 0.1					+ 0.1 / - 0.1				
1.5H	+ 0.2 / - 0.3					+ 0.2 / - 0.3				
2.0H	+ 0.2 / - 0.3					+ 0.2 / - 0.3				

CIE Pub.117, 3431 lm Total Lamp Luminous Flux Corrected (8log(F/F0) = 4.3)  
 Area: 0.7853 m2

C Range: 0 - 360DEG  
 C Interval: 22.5DEG  
 Test Speed: HIGH  
 Temperature:25.3DEG  
 Operators:admin  
 Test Date:2022-03-21

Range: 0 - 180DEG  
 Interval: 1.0DEG  
 Test System:EVERFINE GO-2000B\_V1 SYSTEM V2.00.411  
 Humidity:65.0%  
 Test Distance:8.780m [K=1.0000]  
 Remarks:

**UTILIZATION FACTORS TABLE**

Test:U:119.98V I:0.3914A P:42.800W PF:0.9104 Freq:50.00Hz Lamp Flux:3430.67x1 lm		
NAME: ASD Lighting Corp	TYPE:	WEIGHT:
SPEC.:ASD-LFC-SN-20D42-AC-4000K	DIM.:	SERIAL No.:
MFR.: ASD Lighting Corp	SUR.:0.5*0.5	Shielding Angle:

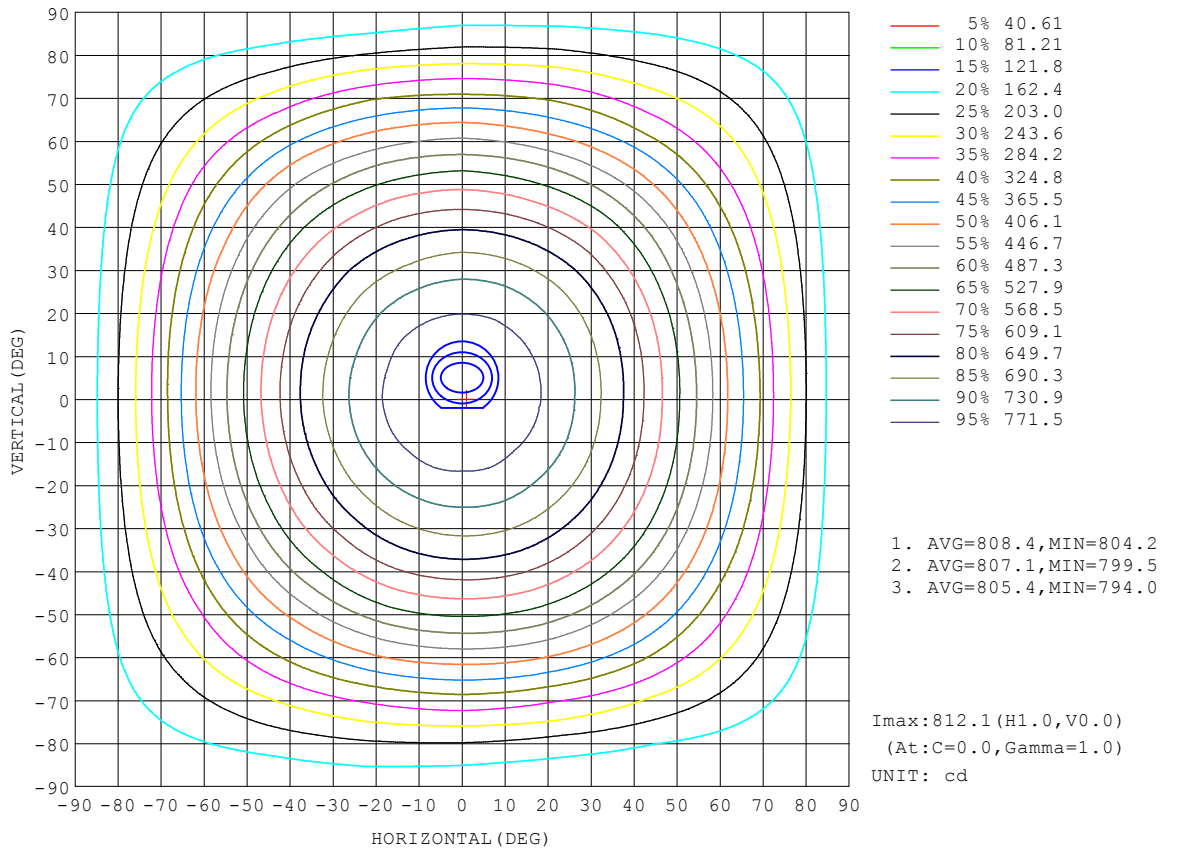
REFLECTANCE										
Ceiling	0.8	0.8	0.8	0.7	0.7	0.7	0.5	0.5	0.5	0
Walls	0.7	0.5	0.3	0.7	0.5	0.3	0.7	0.5	0.3	0
Working plane	0.2	0.2	0.2	0.2	0.2	0.2	0.2	0.2	0.2	0
ROOM INDEX	UTILIZATION FACTORS (PERCENT) $k(RI) \times RCR = 5$									
k = 0.60	49	37	30	48	36	30	46	35	29	22
0.80	58	46	38	57	45	38	54	43	37	29
1.00	66	54	46	64	53	45	61	53	44	35
1.25	73	61	53	71	60	52	66	57	50	41
1.50	78	67	59	76	65	58	71	62	55	45
2.00	86	75	68	82	73	66	77	69	63	51
2.50	90	81	73	87	78	71	80	73	68	55
3.00	94	85	78	90	82	76	83	77	72	58
4.00	98	91	85	94	88	82	87	82	77	63
5.00	101	95	89	97	91	86	89	85	81	65
ROOM INDEX	UF(total)									Direct
According to DIN EN 13032-2 2004			Suspended				SHRNOM = 1.25			

C Range: 0 - 360DEG  
 C Interval: 22.5DEG  
 Test Speed: HIGH  
 Temperature:25.3DEG  
 Operators:admin  
 Test Date:2022-03-21

Range: 0 - 180DEG  
 Interval: 1.0DEG  
 Test System:EVERFINE GO-2000B\_V1 SYSTEM V2.00.411  
 Humidity:65.0%  
 Test Distance:8.780m [K=1.0000]  
 Remarks:

**ISOCANDELA DIAGRAM**

Test:U:119.98V I:0.3914A P:42.800W PF:0.9104 Freq:50.00Hz Lamp Flux:3430.67x1 lm		
NAME: ASD Lighting Corp	TYPE:	WEIGHT:
SPEC.:ASD-LFC-SN-20D42-AC-4000K	DIM.:	SERIAL No.:
MFR.: ASD Lighting Corp	SUR.:0.5*0.5	Shielding Angle:



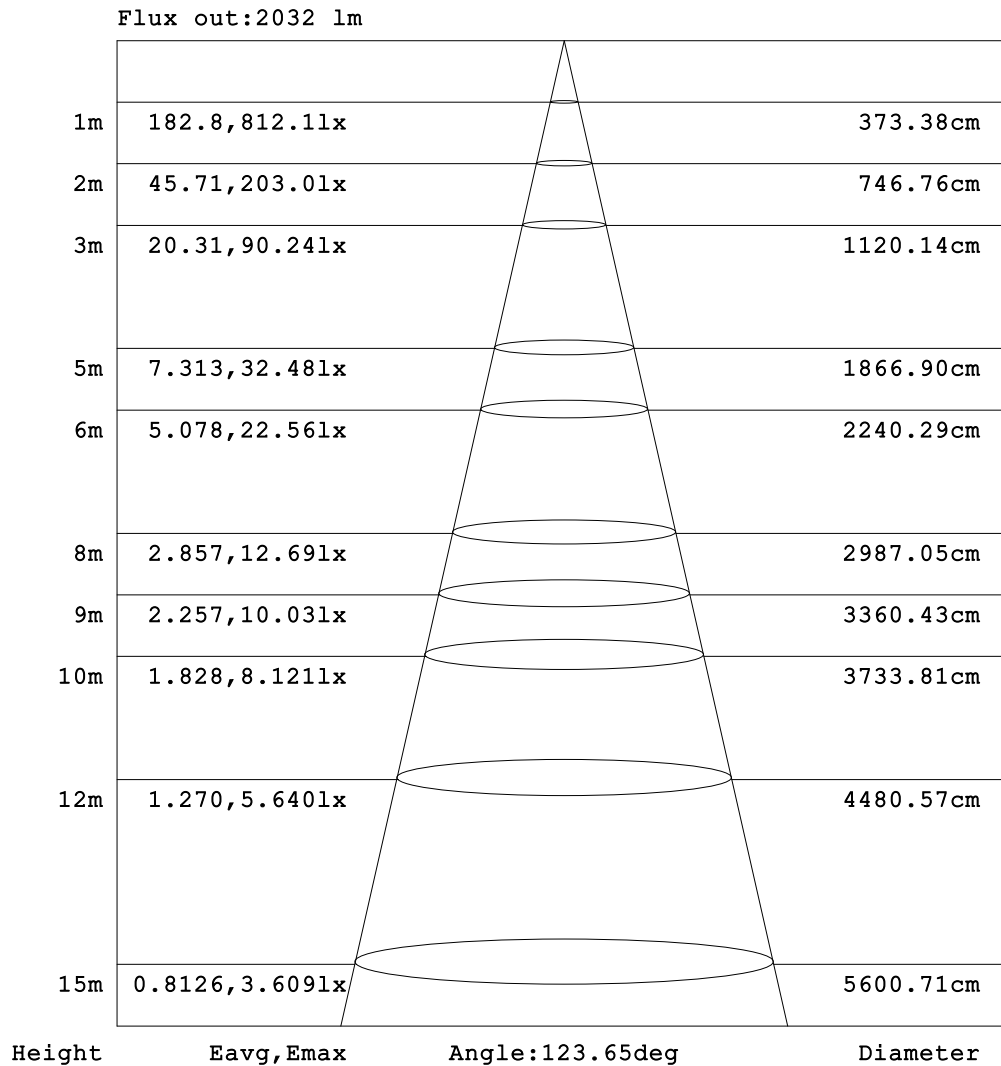
C Range: 0 - 360DEG  
 C Interval: 22.5DEG  
 Test Speed: HIGH  
 Temperature:25.3DEG  
 Operators:admin  
 Test Date:2022-03-21

Range: 0 - 180DEG  
 Interval: 1.0DEG  
 Test System:EVERFINE GO-2000B\_V1 SYSTEM V2.00.411  
 Humidity:65.0%  
 Test Distance:8.780m [K=1.0000]  
 Remarks:



**AAI Figure**

Test:U:119.98V I:0.3914A P:42.800W PF:0.9104 Freq:50.00Hz Lamp Flux:3430.67x1 lm		
NAME: ASD Lighting Corp	TYPE:	WEIGHT:
SPEC.:ASD-LFC-SN-20D42-AC-4000K	DIM.:	SERIAL No.:
MFR.: ASD Lighting Corp	SUR.:0.5*0.5	Shielding Angle:



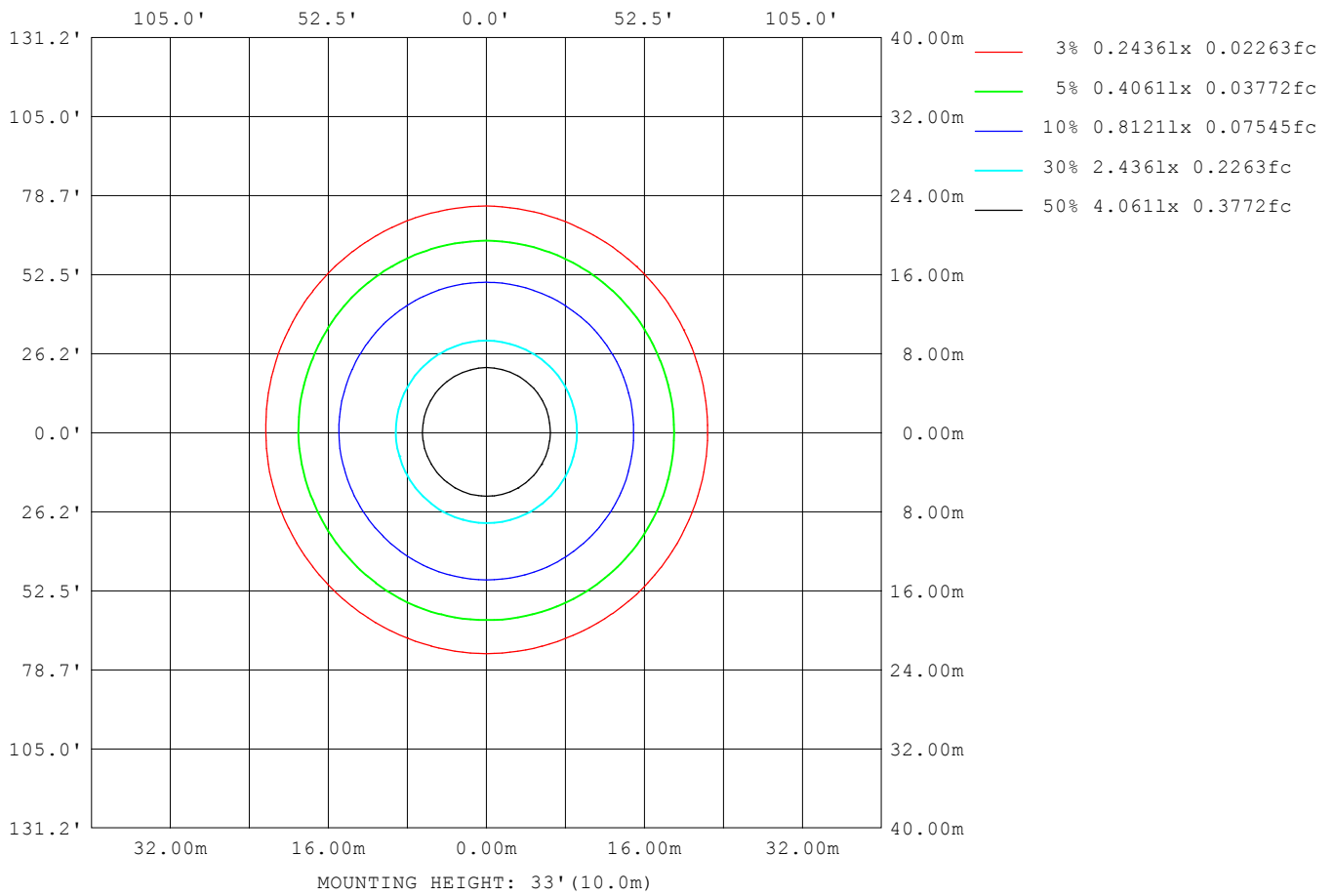
Note:The Curves indicate the illuminated area and the average illumination when the luminaire is at different distance.

C Range: 0 - 360DEG  
 C Interval: 22.5DEG  
 Test Speed: HIGH  
 Temperature:25.3DEG  
 Operators:admin  
 Test Date:2022-03-21

Range: 0 - 180DEG  
 Interval: 1.0DEG  
 Test System:EVERFINE GO-2000B\_V1 SYSTEM V2.00.411  
 Humidity:65.0%  
 Test Distance:8.780m [K=1.0000]  
 Remarks:

**ISOLUX DIAGRAM**

Test:U:119.98V I:0.3914A P:42.800W PF:0.9104 Freq:50.00Hz Lamp Flux:3430.67x1 lm		
NAME: ASD Lighting Corp	TYPE:	WEIGHT:
SPEC.:ASD-LFC-SN-20D42-AC-4000K	DIM.:	SERIAL No.:
MFR.: ASD Lighting Corp	SUR.:0.5*0.5	Shielding Angle:



C Range: 0 - 360DEG  
 C Interval: 22.5DEG  
 Test Speed: HIGH  
 Temperature:25.3DEG  
 Operators:admin  
 Test Date:2022-03-21

Range: 0 - 180DEG  
 Interval: 1.0DEG  
 Test System:EVERFINE GO-2000B\_V1 SYSTEM V2.00.411  
 Humidity:65.0%  
 Test Distance:8.780m [K=1.0000]  
 Remarks:

**LED Avg.L Report**

Test:U:119.98V I:0.3914A P:42.800W PF:0.9104 Freq:50.00Hz Lamp Flux:3430.67x1 lm		
NAME: ASD Lighting Corp	TYPE:	WEIGHT:
SPEC.:ASD-LFC-SN-20D42-AC-4000K	DIM.:	SERIAL No.:
MFR.: ASD Lighting Corp	SUR.:0.5*0.5	Shielding Angle:

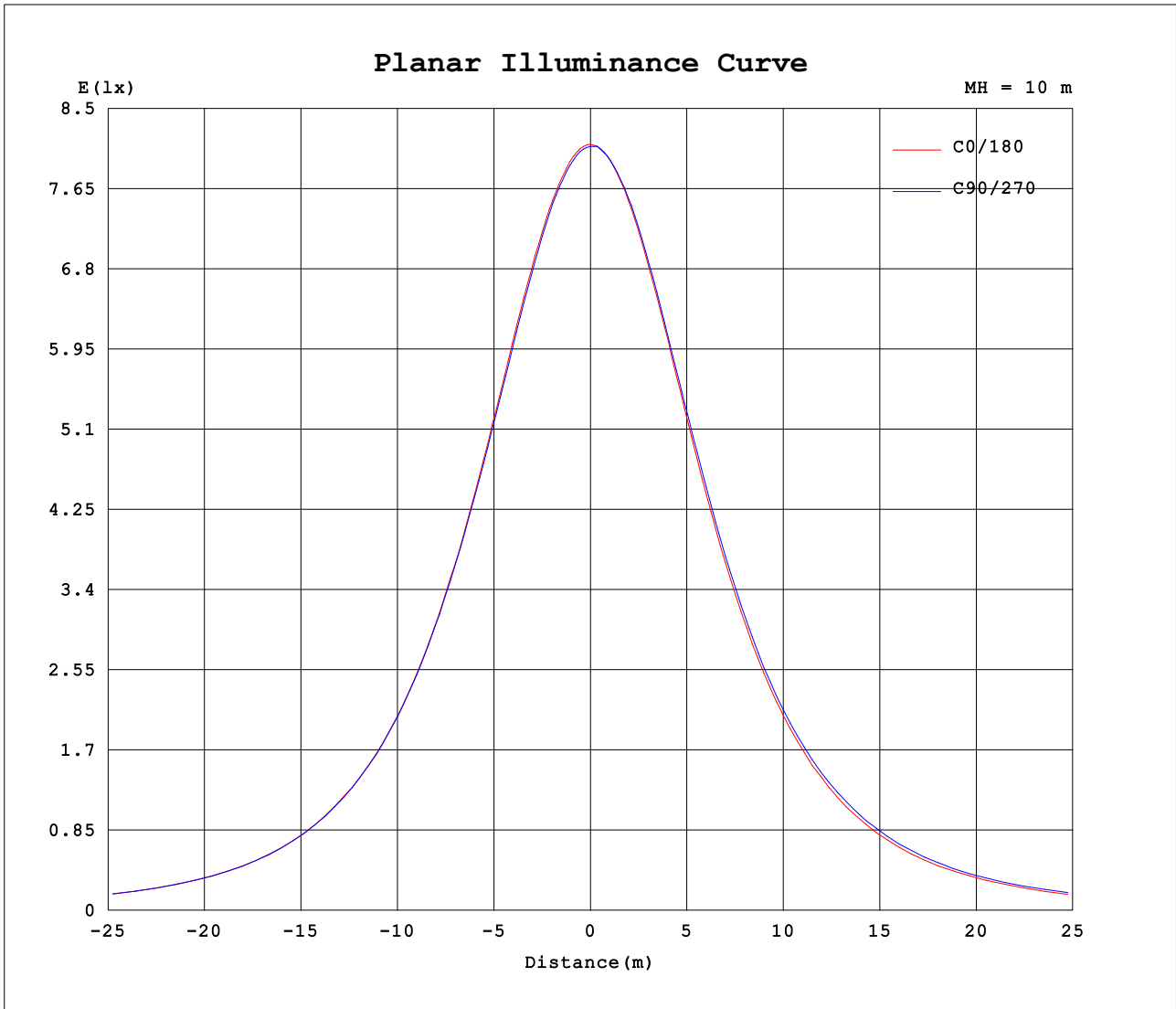
AvgL	cd/m2
L_0~180 (65) av	1115
L_0~180 (75) av	1255
L_0~180 (85) av	2348
L_90~270 (65) av	1154
L_90~270 (75) av	1306
L_90~270 (85) av	2477
L_45 (65) av	1133
L_45 (75) av	1261
L_45 (85) av	2342

Standard: GB/T 29293-2012

C Range: 0 - 360DEG  
 C Interval: 22.5DEG  
 Test Speed: HIGH  
 Temperature:25.3DEG  
 Operators:admin  
 Test Date:2022-03-21

Range: 0 - 180DEG  
 Interval: 1.0DEG  
 Test System:EVERFINE GO-2000B\_V1 SYSTEM V2.00.411  
 Humidity:65.0%  
 Test Distance:8.780m [K=1.0000]  
 Remarks:

**Planar Illuminance Curve**



C Range: 0 - 360DEG  
 C Interval: 22.5DEG  
 Test Speed: HIGH  
 Temperature:25.3DEG  
 Operators:admin  
 Test Date:2022-03-21

Range: 0 - 180DEG  
 Interval: 1.0DEG  
 Test System:EVERFINE GO-2000B\_V1 SYSTEM V2.00.411  
 Humidity:65.0%  
 Test Distance:8.780m [K=1.0000]  
 Remarks:

LUMINOUS DISTRIBUTION INTENSITY DATA

Test:U:119.98V I:0.3914A P:42.800W PF:0.9104 Freq:50.00Hz Lamp Flux:3430.67x1 lm		
NAME: ASD Lighting Corp	TYPE:	WEIGHT:
SPEC.:ASD-LFC-SN-20D42-AC-4000K	DIM.:	SERIAL No.:
MFR.: ASD Lighting Corp	SUR.:0.5*0.5	Shielding Angle:

Table--1

UNIT: cd

C (DEG) □ (DEG)	0	22.5	45	67.5	90	112.5	135	157.5	180	202.5	225	247.5	270	292.5	315	337.5			
0	812	811	811	811	810	812	812	812	812	811	811	811	810	812	812	812			
5	809	808	808	807	805	806	806	809	809	809	810	809	809	810	810	809			
10	799	799	797	796	794	796	797	799	800	799	801	802	802	803	802	801			
15	784	783	779	780	779	780	780	784	786	786	789	789	790	790	788	788			
20	764	761	759	760	757	758	759	762	765	767	770	771	771	772	769	767			
25	737	736	733	733	731	731	732	735	740	742	745	744	748	748	746	742			
30	707	705	702	703	701	700	700	703	707	710	714	715	719	718	716	713			
35	669	669	668	668	668	665	663	665	671	674	680	680	684	684	682	676			
40	629	628	627	628	626	625	623	624	629	634	641	643	645	644	642	636			
45	583	584	584	584	580	580	577	580	585	591	597	601	602	599	598	591			
50	534	535	536	535	532	532	525	528	538	543	551	555	555	552	550	541			
55	481	482	481	483	481	479	472	474	484	490	498	504	506	500	499	487			
60	426	426	425	428	425	422	417	417	427	435	446	450	454	447	441	430			
65	370	369	371	368	369	366	360	364	370	378	388	394	397	391	385	371			
70	315	308	309	306	309	306	304	304	306	318	326	337	339	334	321	316			
75	256	253	245	251	253	253	252	253	254	257	263	271	278	275	265	259			
80	203	196	190	194	201	204	203	200	203	203	204	214	223	222	215	209			
85	160	154	149	155	163	167	161	161	161	159	159	165	176	177	172	166			
90	132	128	127	134	139	140	134	134	134	133	131	135	144	145	141	135			
95	115	115	120	125	127	125	118	117	119	120	119	121	126	125	121	117			
100	108	112	119	123	123	118	109	109	113	116	117	117	118	115	109	107			
105	107	111	117	122	122	115	105	106	112	116	116	116	116	111	103	103			
110	106	110	115	121	120	112	103	105	112	116	115	115	115	109	101	101			
115	103	106	113	119	118	111	102	97.3	108	111	113	114	113	108	99.4	98.9			
120	95.6	103	111	116	115	108	101	94.0	102	106	112	112	111	107	98.5	92.4			
125	94.9	99.4	108	113	112	106	97.9	92.9	102	104	111	110	109	105	96.7	86.8			
130	93.9	96.4	103	110	109	104	91.1	92.3	101	103	105	107	107	102	92.7	83.1			
135	92.7	93.4	97.0	106	106	101	89.3	91.1	99.8	100	99.9	103	104	98.9	88.3	80.2			
140	91.0	88.6	92.0	99.9	103	95.1	88.8	91.0	97.8	98.2	96.7	96.1	101	92.7	82.9	77.4			
145	88.2	86.5	88.6	93.4	99.8	91.0	88.9	91.7	96.8	95.1	93.9	89.5	94.8	85.0	78.1	75.5			
150	85.2	85.1	86.8	90.5	94.3	90.2	89.5	87.8	95.4	90.8	90.6	89.3	89.1	81.7	75.1	75.5			
155	82.5	83.0	84.3	87.1	90.6	89.7	86.3	85.0	93.4	86.1	85.8	87.8	86.1	80.7	74.0	74.6			
160	79.8	81.7	82.2	85.1	88.1	88.6	81.5	80.8	90.6	81.2	81.3	85.3	83.1	79.7	75.1	75.0			
165	77.8	78.9	81.1	83.0	86.6	84.5	77.2	77.6	89.1	78.7	76.9	81.1	80.9	77.4	76.7	75.6			
170	81.2	83.8	88.1	86.1	87.3	80.8	78.5	80.5	92.0	86.4	84.8	77.5	78.4	79.6	84.4	82.9			
175	85.5	89.9	90.1	88.8	88.7	83.3	80.9	88.9	92.6	92.1	87.4	86.9	81.7	79.3	86.1	91.2			
180	91.8	93.8	93.9	89.8	89.9	83.0	88.0	93.5	91.7	93.8	94.0	90.0	90.0	83.0	87.9	93.4			

C Range: 0 - 360DEG  
 C Interval: 22.5DEG  
 Test Speed: HIGH  
 Temperature:25.3DEG  
 Operators:admin  
 Test Date:2022-03-21

□ Range: 0 - 180DEG  
 □ Interval: 1.0DEG  
 Test System:EVERFINE GO-2000B\_V1 SYSTEM V2.00.411  
 Humidity:65.0%  
 Test Distance:8.780m [K=1.0000]  
 Remarks: