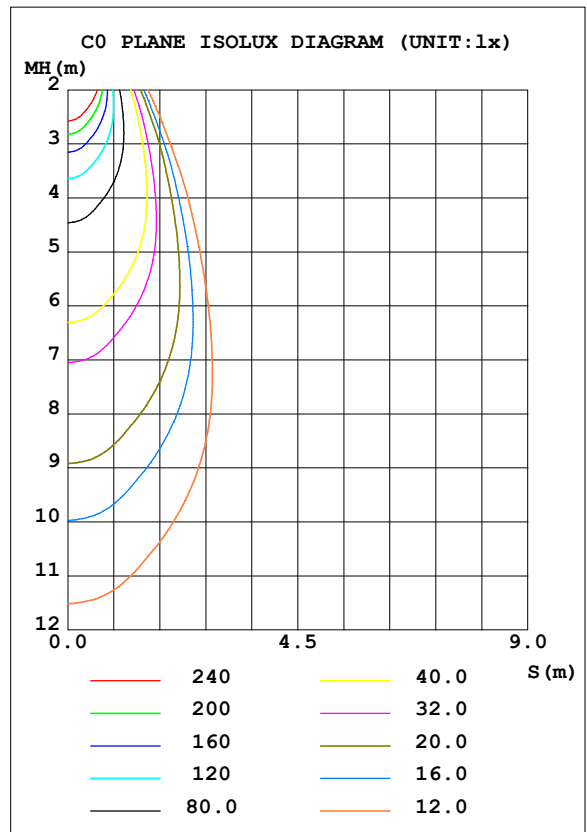
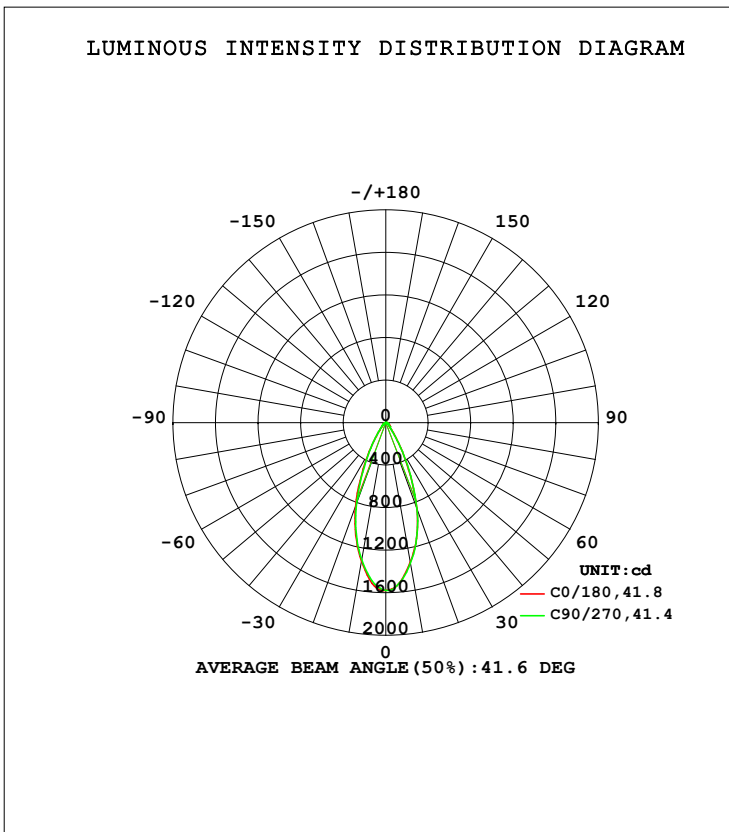


LUMINAIRE PHOTOMETRIC TEST REPORT

Test:U:119.97V I:0.1123A P:13.267W PF:0.9458 Freq:59.98Hz Lamp Flux:899.68x1 lm		
NAME: ASD-CD-TR-4D15AC-WH	TYPE:	WEIGHT:
SPEC.:2700K 90	DIM.:	SERIAL No.:
MFR.: ASD Lighting Corp	SUR.:	Shielding Angle:

DATA OF LAMP		PHOTOMETRIC DATA Eff: 67.81 lm/W			
MODEL		Imax (cd)	1580	S/MH (C0/180)	0.67
NOMINAL POWER (W)	15	LOR (%)	100.0	S/MH (C90/270)	0.65
RATED VOLTAGE (V)	120	TOTAL FLUX (lm)	899.68	<input type="checkbox"/> UP, DN (C0-180)	0.0, 48.9
NOMINAL FLUX (lm)	899.68	CIE CLASS	DIRECT	<input type="checkbox"/> UP, DN (C180-360)	0.0, 51.1
LAMPS INSIDE	1	<input type="checkbox"/> up (%)	0.0	CIBSE SHR NOM	0.50
TEST VOLTAGE (V)	120	<input type="checkbox"/> down (%)	100.0	CIBSE SHR MAX	0.70



C Range: 0 - 360DEG
 C Interval: 22.5DEG
 Test Speed: HIGH
 Temperature: 25.3DEG
 Operators:
 Test Date: 2021-09-28

Range: 0 - 90DEG
 Interval: 1.0DEG
 Test System: EVERFINE GO-SPEX500_V1 SYSTEM V2.00.421
 Humidity: 65.0%
 Test Distance: 3.080m [K=1.0000]
 Remarks:

ZONAL FLUX DIAGRAM

ZONAL FLUX DIAGRAM:

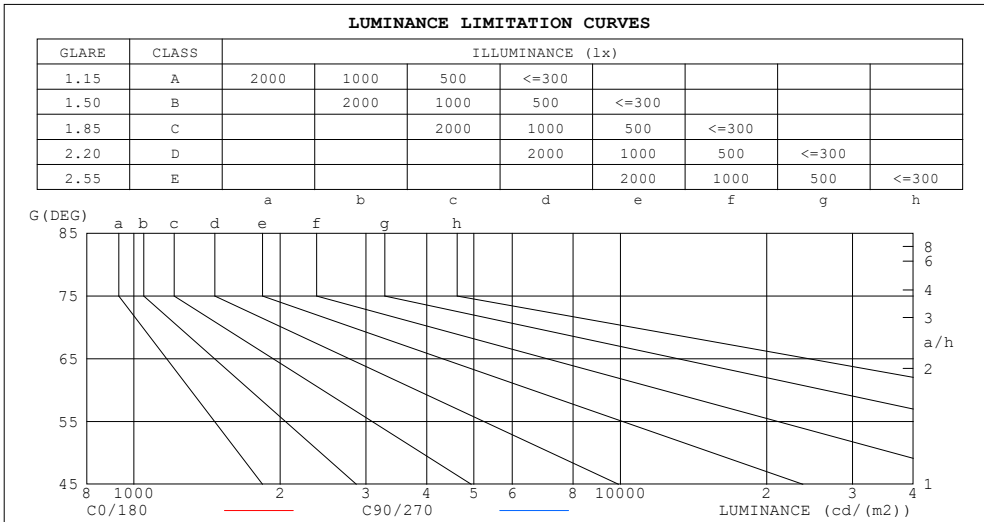
mm	C0	C45	C90	C135	C180	C225	C270	C315	mm	□ zone	□ total	%lum,lamp
10	1333	1301	1341	1343	1320	1369	1308	1298	0- 10	137.9	137.9	15.3,15.3
20	857.1	731.9	856.0	897.5	833.4	992.5	805.3	825.2	10- 20	305.4	443.3	49.3,49.3
30	313.5	245.9	315.5	348.0	314.2	392.4	303.9	316.8	20- 30	253.0	696.3	77.4,77.4
40	73.83	70.30	77.26	82.69	80.58	94.39	84.78	82.11	30- 40	105.8	802.1	89.2,89.2
50	41.67	39.82	43.10	44.41	43.22	44.80	42.72	41.74	40- 50	43.46	845.6	94,94
60	23.84	22.61	24.03	24.53	25.62	26.53	26.08	25.06	50- 60	29.55	875.1	97.3,97.3
70	9.568	8.542	8.609	9.211	10.23	10.93	10.15	10.39	60- 70	16.64	891.8	99.1,99.1
80	3.575	2.797	2.563	2.996	3.935	3.778	3.434	3.621	70- 80	6.753	898.5	99.9,99.9
90	0.0265	0.0213	0.0234	0.0252	0.0424	0.0316	0.0334	0.0430	80- 90	1.168	899.7	100,100
100									90-100			
110									100-110			
120									110-120			
130									120-130			
140									130-140			
150									140-150			
160									150-160			
170									160-170			
180									170-180			
DEG	LUMINOUS INTENSITY:cd									UNIT:lm		

C Range: 0 - 360DEG
 C Interval: 22.5DEG
 Test Speed: HIGH
 Temperature:25.3DEG
 Operators:
 Test Date:2021-09-28

□ Range: 0 - 90DEG
 □ Interval: 1.0DEG
 Test System:EVERFINE GO-SPEX500_V1 SYSTEM V2.00.421
 Humidity:65.0%
 Test Distance:3.080m [K=1.0000]
 Remarks:

LUMINANCE LIMITATION CURVES

Test:U:119.97V I:0.1123A P:13.267W PF:0.9458 Freq:59.98Hz Lamp Flux:899.68x1 lm		
NAME: ASD-CD-TR-4D15AC-WH	TYPE:	WEIGHT:
SPEC.:2700K 90	DIM.:	SERIAL No.:
MFR.: ASD Lighting Corp	SUR.:	Shielding Angle:



LUMINANCE cd/(m2)		
G (DEG)	C0/180	C90/270
85	58	31
80	187	133
75	230	192
70	254	227
65	350	330
60	433	433
55	503	501
50	588	604
45	660	702

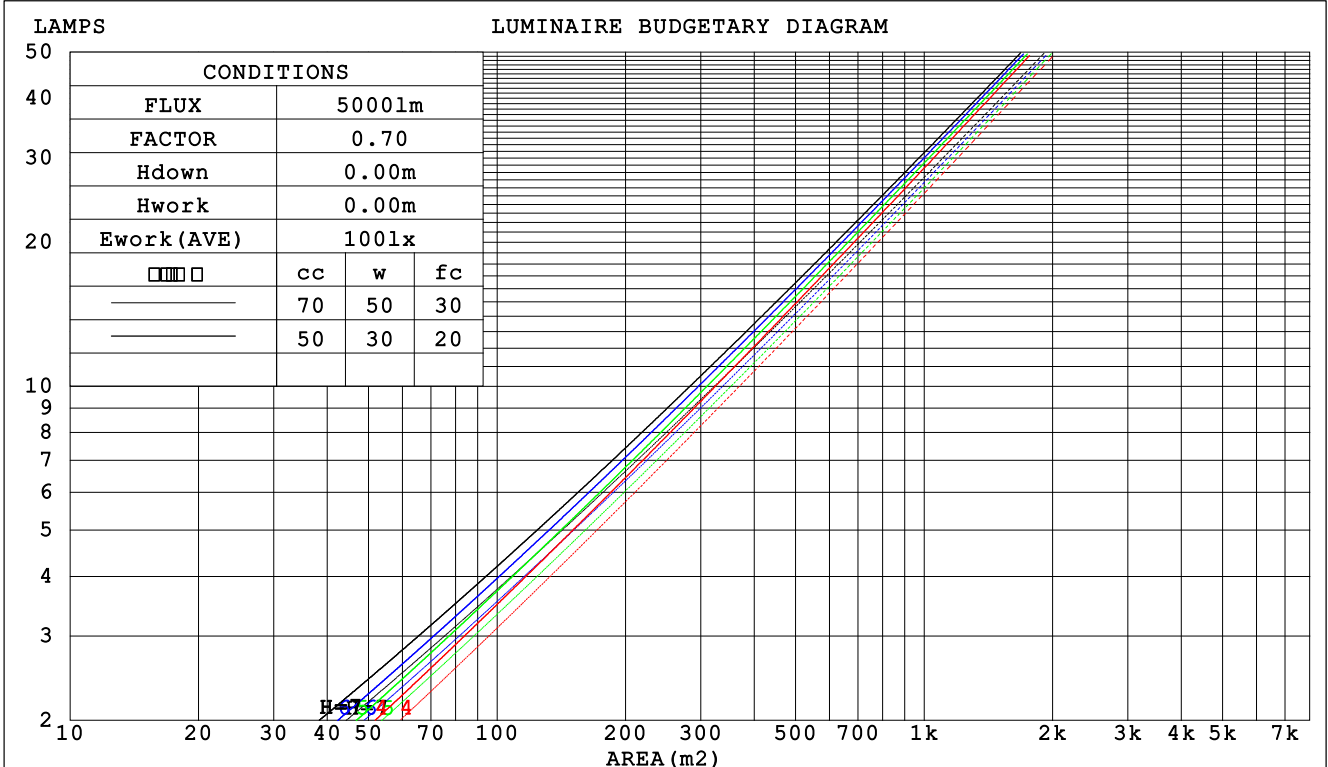
C Range: 0 - 360DEG
 C Interval: 22.5DEG
 Test Speed: HIGH
 Temperature:25.3DEG
 Operators:
 Test Date:2021-09-28

Range: 0 - 90DEG
 Interval: 1.0DEG
 Test System:EVERFINE GO-SPEX500_V1 SYSTEM V2.00.421
 Humidity:65.0%
 Test Distance:3.080m [K=1.0000]
 Remarks:

CU AND LUMINAIRE BUDGETARY ESTIMATE DIAGRAM

Test:U:119.97V I:0.1123A P:13.267W PF:0.9458 Freq:59.98Hz Lamp Flux:899.68x1 lm		
NAME: ASD-CD-TR-4D15AC-WH	TYPE:	WEIGHT:
SPEC.:2700K 90	DIM.:	SERIAL No.:
MFR.: ASD Lighting Corp	SUR.:	Shielding Angle:

□cc	80%			70%			50%			30%			10%			0
□w	50%	30%	10%	50%	30%	10%	50%	30%	10%	50%	30%	10%	50%	30%	10%	0
□fc	20%			20%			20%			20%			20%			0
RCR	RCR:Room Cavity Ratio						Coefficients of Utilization(CU)									
0.0	1.19	1.19	1.19	1.16	1.16	1.16	1.11	1.11	1.11	1.06	1.06	1.06	1.02	1.02	1.02	1.00
1.0	1.11	1.08	1.06	1.09	1.06	1.04	1.05	1.03	1.01	1.01	.99	.98	.97	.96	.95	.93
2.0	1.03	.99	.96	1.01	.98	.95	.98	.95	.93	.95	.93	.91	.92	.91	.89	.87
3.0	.96	.92	.88	.95	.91	.87	.92	.89	.86	.90	.87	.84	.88	.85	.83	.81
4.0	.91	.85	.81	.89	.84	.81	.87	.83	.80	.85	.82	.79	.83	.80	.78	.76
5.0	.85	.80	.76	.84	.79	.75	.83	.78	.75	.81	.77	.74	.79	.76	.73	.72
6.0	.81	.75	.71	.80	.74	.71	.78	.74	.70	.77	.73	.70	.76	.72	.69	.68
7.0	.76	.71	.67	.76	.70	.66	.74	.70	.66	.73	.69	.66	.72	.68	.65	.64
8.0	.73	.67	.63	.72	.67	.63	.71	.66	.63	.70	.66	.62	.69	.65	.62	.61
9.0	.69	.63	.60	.69	.63	.60	.68	.63	.59	.67	.62	.59	.66	.62	.59	.58
10.0	.66	.60	.57	.65	.60	.57	.65	.60	.57	.64	.60	.56	.63	.59	.56	.55



C Range: 0 - 360DEG
 C Interval: 22.5DEG
 Test Speed: HIGH
 Temperature:25.3DEG
 Operators:
 Test Date:2021-09-28

□ Range: 0 - 90DEG
 □ Interval: 1.0DEG
 Test System:EVERFINE GO-SPEX500_V1 SYSTEM V2.00.421
 Humidity:65.0%
 Test Distance:3.080m [K=1.0000]
 Remarks:

WEC AND CCEC

Test:U:119.97V I:0.1123A P:13.267W PF:0.9458 Freq:59.98Hz Lamp Flux:899.68x1 lm		
NAME: ASD-CD-TR-4D15AC-WH	TYPE:	WEIGHT:
SPEC.:2700K 90	DIM.:	SERIAL No.:
MFR.: ASD Lighting Corp	SUR.:	Shielding Angle:

<input type="checkbox"/> cc	80%	70%	50%	30%	10%	0
<input type="checkbox"/> w	50% 30% 10%	50% 30% 10%	50% 30% 10%	50% 30% 10%	50% 30% 10%	0
<input type="checkbox"/> fc	20%	20%	20%	20%	20%	0
RCR	RCR:Room Cavity Ratio		Wall Exitance Coefficients (WEC)			
0.0						
1.0	.179 .102 .032	.172 .098 .031	.159 .091 .029	.148 .085 .027	.137 .079 .026	
2.0	.170 .093 .029	.164 .090 .028	.154 .085 .027	.144 .081 .025	.135 .076 .024	
3.0	.160 .085 .026	.156 .083 .025	.147 .079 .024	.138 .076 .023	.130 .072 .022	
4.0	.151 .079 .023	.147 .077 .023	.140 .074 .022	.132 .071 .021	.126 .068 .021	
5.0	.143 .073 .021	.140 .072 .021	.133 .069 .020	.127 .067 .020	.121 .065 .019	
6.0	.136 .068 .019	.133 .067 .019	.127 .065 .019	.121 .063 .019	.116 .061 .018	
7.0	.129 .064 .018	.126 .063 .018	.121 .061 .018	.116 .060 .017	.112 .058 .017	
8.0	.123 .060 .017	.121 .059 .017	.116 .058 .017	.112 .057 .016	.108 .055 .016	
9.0	.118 .057 .016	.115 .056 .016	.111 .055 .016	.107 .054 .015	.104 .053 .015	
10.0	.112 .054 .015	.110 .053 .015	.107 .052 .015	.103 .051 .015	.100 .050 .014	

<input type="checkbox"/> cc	80%	70%	50%	30%	10%	0
<input type="checkbox"/> w	50% 30% 10%	50% 30% 10%	50% 30% 10%	50% 30% 10%	50% 30% 10%	0
<input type="checkbox"/> fc	20%	20%	20%	20%	20%	0
RCR	RCR:Room Cavity Ratio		Ceiling Cavity Exitance Coefficients (CCEC)			
0.0	.190 .190 .190	.163 .163 .163	.111 .111 .111	.064 .064 .064	.020 .020 .020	
1.0	.171 .157 .145	.147 .135 .125	.100 .093 .086	.058 .054 .050	.018 .017 .016	
2.0	.156 .132 .113	.134 .114 .097	.092 .079 .068	.053 .046 .040	.017 .015 .013	
3.0	.143 .114 .090	.123 .098 .078	.084 .068 .055	.049 .040 .032	.016 .013 .011	
4.0	.133 .099 .073	.114 .085 .063	.078 .059 .045	.045 .035 .026	.015 .011 .009	
5.0	.124 .087 .060	.106 .075 .052	.073 .053 .037	.042 .031 .022	.014 .010 .007	
6.0	.116 .078 .050	.100 .067 .044	.069 .047 .031	.040 .028 .018	.013 .009 .006	
7.0	.109 .070 .043	.094 .061 .037	.065 .043 .026	.038 .025 .016	.012 .008 .005	
8.0	.103 .064 .037	.089 .055 .032	.061 .039 .023	.036 .023 .014	.012 .008 .004	
9.0	.098 .058 .032	.084 .051 .028	.058 .036 .020	.034 .021 .012	.011 .007 .004	
10.0	.093 .054 .028	.080 .047 .024	.056 .033 .017	.032 .019 .010	.011 .006 .003	

C Range: 0 - 360DEG
 C Interval: 22.5DEG
 Test Speed: HIGH
 Temperature:25.3DEG
 Operators:
 Test Date:2021-09-28

Range: 0 - 90DEG
 Interval: 1.0DEG
 Test System:EVERFINE GO-SPEX500_V1 SYSTEM V2.00.421
 Humidity:65.0%
 Test Distance:3.080m [K=1.0000]
 Remarks:

UGR(Unified Glare Rating) Table

Test:U:119.97V I:0.1123A P:13.267W PF:0.9458 Freq:59.98Hz Lamp Flux:899.68x1 lm										
NAME: ASD-CD-TR-4D15AC-WH					TYPE:			WEIGHT:		
SPEC.:2700K 90					DIM.:			SERIAL No.:		
MFR.: ASD Lighting Corp					SUR.:			Shielding Angle:		
ceiling/cavity	0.7	0.7	0.5	0.5	0.3	0.7	0.7	0.5	0.5	0.3
walls	0.5	0.3	0.5	0.3	0.3	0.5	0.3	0.5	0.3	0.3
working plane	0.2	0.2	0.2	0.2	0.2	0.2	0.2	0.2	0.2	0.2
Room dimensions	Viewed crosswise					Viewed endwise				
x = 2H y = 2H	6.5	7.4	6.7	7.6	7.7	6.2	7.2	6.5	7.3	7.5
3H	6.9	7.7	7.1	7.9	8.1	6.6	7.4	6.8	7.6	7.8
4H	7.0	7.8	7.3	8.0	8.3	6.7	7.5	6.9	7.7	7.9
6H	7.1	7.9	7.4	8.1	8.3	6.7	7.5	7.0	7.7	7.9
8H	7.1	7.8	7.4	8.1	8.3	6.7	7.4	7.0	7.7	7.9
12H	7.1	7.7	7.4	8.0	8.3	6.6	7.3	7.0	7.6	7.9
4H 2H	6.6	7.4	6.9	7.6	7.9	6.4	7.2	6.7	7.4	7.6
3H	7.1	7.8	7.4	8.1	8.3	6.8	7.5	7.1	7.8	8.1
4H	7.3	8.0	7.7	8.3	8.6	7.0	7.6	7.3	7.9	8.2
6H	7.5	8.0	7.8	8.4	8.7	7.1	7.6	7.4	7.9	8.3
8H	7.5	8.0	7.9	8.3	8.7	7.0	7.6	7.4	7.9	8.3
12H	7.4	7.9	7.8	8.3	8.7	7.0	7.5	7.4	7.8	8.2
8H 4H	7.3	7.8	7.7	8.2	8.5	7.0	7.5	7.4	7.9	8.2
6H	7.5	7.9	7.9	8.3	8.7	7.1	7.5	7.5	7.9	8.3
8H	7.5	7.9	8.0	8.3	8.8	7.1	7.5	7.5	7.9	8.3
12H	7.5	7.8	8.0	8.3	8.7	7.0	7.4	7.5	7.8	8.3
12H 4H	7.3	7.7	7.7	8.1	8.5	7.0	7.4	7.4	7.8	8.2
6H	7.5	7.8	7.9	8.3	8.7	7.1	7.4	7.5	7.9	8.3
8H	7.5	7.8	8.0	8.3	8.7	7.1	7.4	7.5	7.8	8.3
Variations with the observer position at spacings:										
S = 1.0H	+ 1.1 / - 1.0					+ 1.1 / - 1.0				
1.5H	+ 1.8 / - 0.8					+ 1.6 / - 0.8				
2.0H	+ 0.9 / - 0.9					+ 1.1 / - 1.2				

CIE Pub.117, 899.7 lm Total Lamp Luminous Flux Correct (8log(F/F0) = -0.4)
 Area: 0.111111 m2

C Range: 0 - 360DEG
 C Interval: 22.5DEG
 Test Speed: HIGH
 Temperature:25.3DEG
 Operators:
 Test Date:2021-09-28

Range: 0 - 90DEG
 Interval: 1.0DEG
 Test System:EVERFINE GO-SPEX500_V1 SYSTEM V2.00.421
 Humidity:65.0%
 Test Distance:3.080m [K=1.0000]
 Remarks:

UTILIZATION FACTORS TABLE

Test:U:119.97V I:0.1123A P:13.267W PF:0.9458 Freq:59.98Hz Lamp Flux:899.68x1 lm		
NAME: ASD-CD-TR-4D15AC-WH	TYPE:	WEIGHT:
SPEC.:2700K 90	DIM.:	SERIAL No.:
MFR.: ASD Lighting Corp	SUR.:	Shielding Angle:

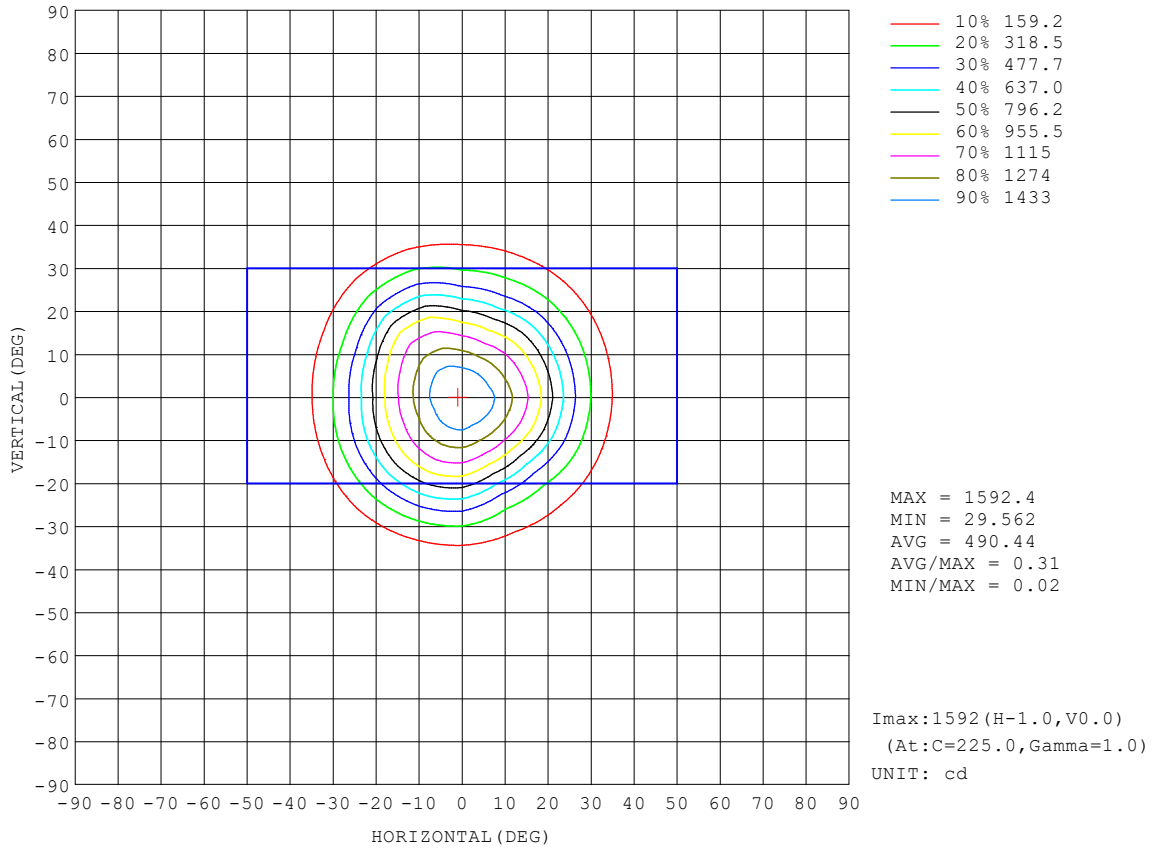
REFLECTANCE										
Ceiling	0.8	0.8	0.8	0.7	0.7	0.7	0.5	0.5	0.5	0
Walls	0.7	0.5	0.3	0.7	0.5	0.3	0.7	0.5	0.3	0
Working plane	0.2	0.2	0.2	0.2	0.2	0.2	0.2	0.2	0.2	0
ROOM INDEX	UTILIZATION FACTORS (PERCENT) $k(RI) \times RCR = 5$									
k = 0.60	85	78	74	84	78	74	83	77	74	70
0.80	92	86	82	92	86	82	90	85	82	78
1.00	97	91	87	96	91	87	95	91	86	82
1.25	101	96	92	100	95	92	98	94	91	86
1.50	104	99	96	103	98	95	101	97	94	89
2.00	107	103	99	106	102	99	103	100	97	92
2.50	109	105	102	108	104	101	105	102	99	93
3.00	111	107	104	109	106	103	106	103	101	95
4.00	113	110	108	111	109	106	107	105	104	97
5.00	115	112	110	112	110	108	108	107	105	98
ROOM INDEX	UF(total)									Direct
According to DIN EN 13032-2 2004			Suspended				SHRNOM = 1.25			

C Range: 0 - 360DEG
 C Interval: 22.5DEG
 Test Speed: HIGH
 Temperature:25.3DEG
 Operators:
 Test Date:2021-09-28

Range: 0 - 90DEG
 Interval: 1.0DEG
 Test System:EVERFINE GO-SPEX500_V1 SYSTEM V2.00.421
 Humidity:65.0%
 Test Distance:3.080m [K=1.0000]
 Remarks:

ISOCANDELA DIAGRAM

Test:U:119.97V I:0.1123A P:13.267W PF:0.9458 Freq:59.98Hz Lamp Flux:899.68x1 lm		
NAME: ASD-CD-TR-4D15AC-WH	TYPE:	WEIGHT:
SPEC.:2700K 90	DIM.:	SERIAL No.:
MFR.: ASD Lighting Corp	SUR.:	Shielding Angle:




C Range: 0 - 360DEG
 C Interval: 22.5DEG
 Test Speed: HIGH
 Temperature:25.3DEG
 Operators:
 Test Date:2021-09-28

Range: 0 - 90DEG
 Interval: 1.0DEG
 Test System:EVERFINE GO-SPEX500_V1 SYSTEM V2.00.421
 Humidity:65.0%
 Test Distance:3.080m [K=1.0000]
 Remarks:

AAI Figure

Test:U:119.97V I:0.1123A P:13.267W PF:0.9458 Freq:59.98Hz Lamp Flux:899.68x1 lm		
NAME: ASD-CD-TR-4D15AC-WH	TYPE:	WEIGHT:
SPEC.:2700K 90	DIM.:	SERIAL No.:
MFR.: ASD Lighting Corp	SUR.:	Shielding Angle:



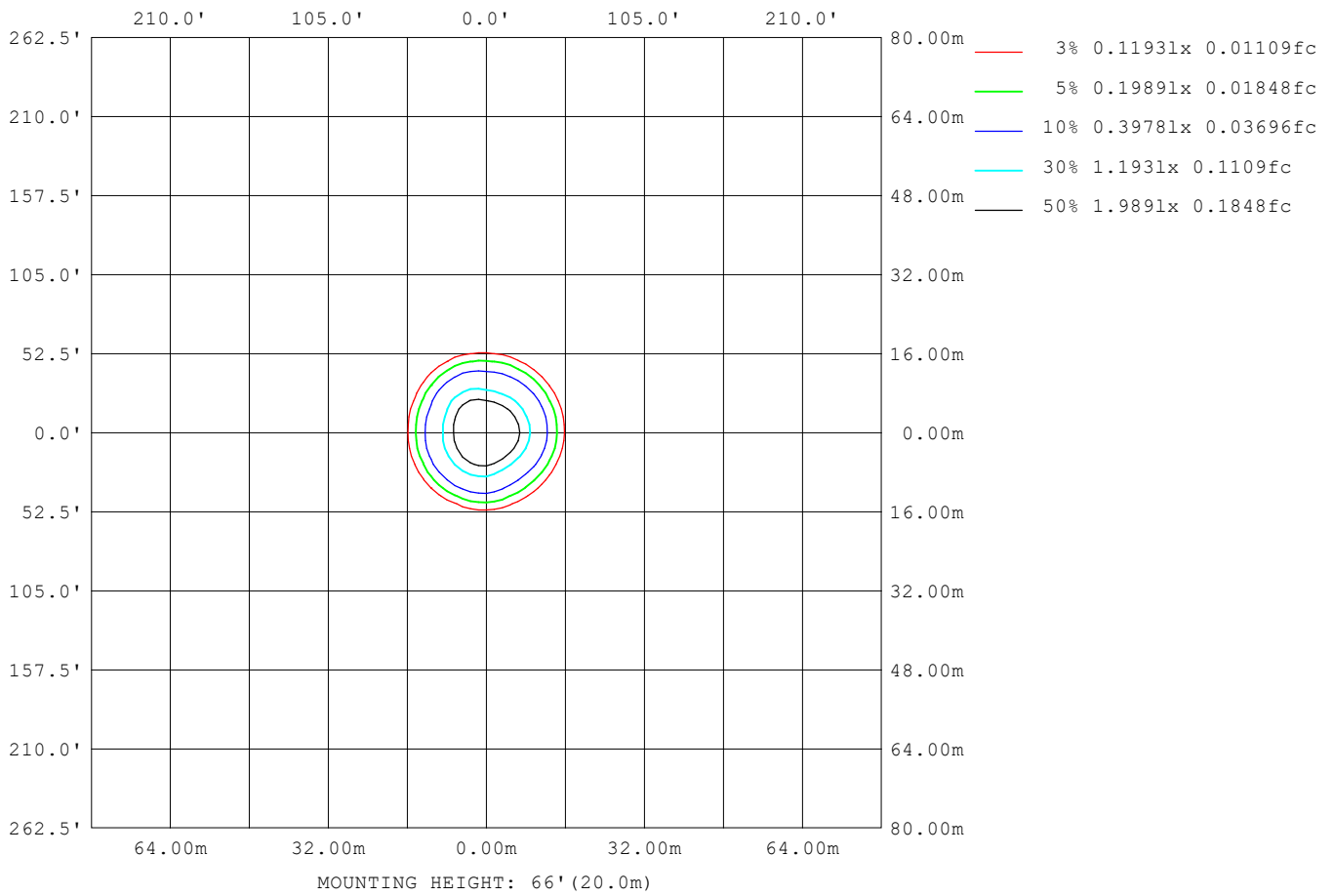
Note:The Curves indicate the illuminated area and the average illumination when the luminaire is at different distance.

C Range: 0 - 360DEG
 C Interval: 22.5DEG
 Test Speed: HIGH
 Temperature:25.3DEG
 Operators:
 Test Date:2021-09-28

Range: 0 - 90DEG
 Interval: 1.0DEG
 Test System:EVERFINE GO-SPEX500_V1 SYSTEM V2.00.421
 Humidity:65.0%
 Test Distance:3.080m [K=1.0000]
 Remarks:

ISOLUX DIAGRAM

Test:U:119.97V I:0.1123A P:13.267W PF:0.9458 Freq:59.98Hz Lamp Flux:899.68x1 lm		
NAME: ASD-CD-TR-4D15AC-WH	TYPE:	WEIGHT:
SPEC.:2700K 90	DIM.:	SERIAL No.:
MFR.: ASD Lighting Corp	SUR.:	Shielding Angle:



C Range: 0 - 360DEG
 C Interval: 22.5DEG
 Test Speed: HIGH
 Temperature:25.3DEG
 Operators:
 Test Date:2021-09-28

Range: 0 - 90DEG
 Interval: 1.0DEG
 Test System:EVERFINE GO-SPEX500_V1 SYSTEM V2.00.421
 Humidity:65.0%
 Test Distance:3.080m [K=1.0000]
 Remarks:

LED Avg.L Report

Test:U:119.97V I:0.1123A P:13.267W PF:0.9458 Freq:59.98Hz Lamp Flux:899.68x1 lm		
NAME: ASD-CD-TR-4D15AC-WH	TYPE:	WEIGHT:
SPEC.:2700K 90	DIM.:	SERIAL No.:
MFR.: ASD Lighting Corp	SUR.:	Shielding Angle:

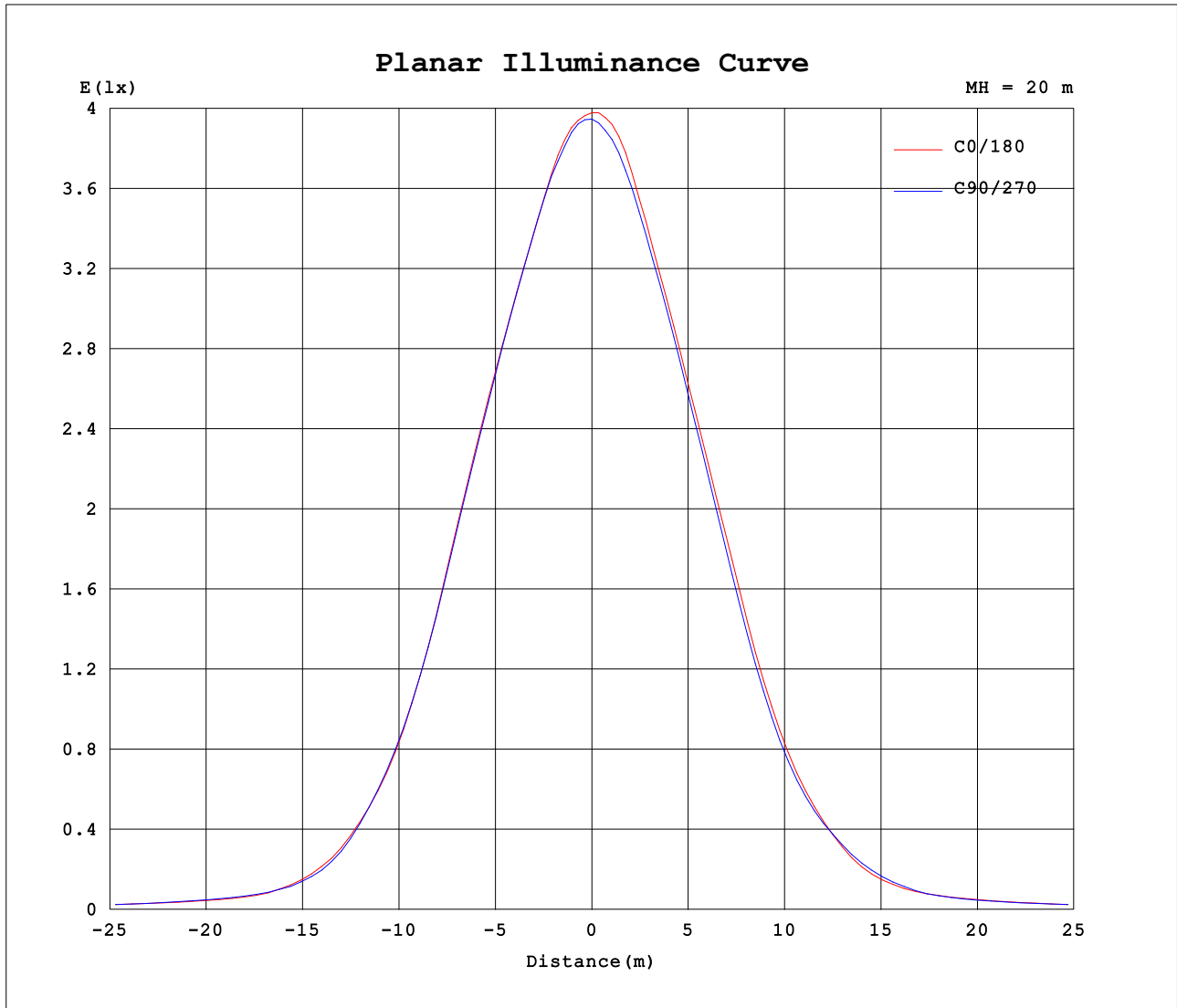
AvgL	cd/m2
L_0~180 (65) av	363
L_0~180 (75) av	236
L_0~180 (85) av	69
L_90~270 (65) av	358
L_90~270 (75) av	213
L_90~270 (85) av	59
L_45 (65) av	359
L_45 (75) av	223
L_45 (85) av	79

Standard: GB/T 29293-2012

C Range: 0 - 360DEG
 C Interval: 22.5DEG
 Test Speed: HIGH
 Temperature:25.3DEG
 Operators:
 Test Date:2021-09-28

Range: 0 - 90DEG
 Interval: 1.0DEG
 Test System:EVERFINE GO-SPEX500_V1 SYSTEM V2.00.421
 Humidity:65.0%
 Test Distance:3.080m [K=1.0000]
 Remarks:

Planar Illuminance Curve



C Range: 0 - 360DEG
 C Interval: 22.5DEG
 Test Speed: HIGH
 Temperature:25.3DEG
 Operators:
 Test Date:2021-09-28

Range: 0 - 90DEG
 Interval: 1.0DEG
 Test System:EVERFINE GO-SPEX500_V1 SYSTEM V2.00.421
 Humidity:65.0%
 Test Distance:3.080m [K=1.0000]
 Remarks:

