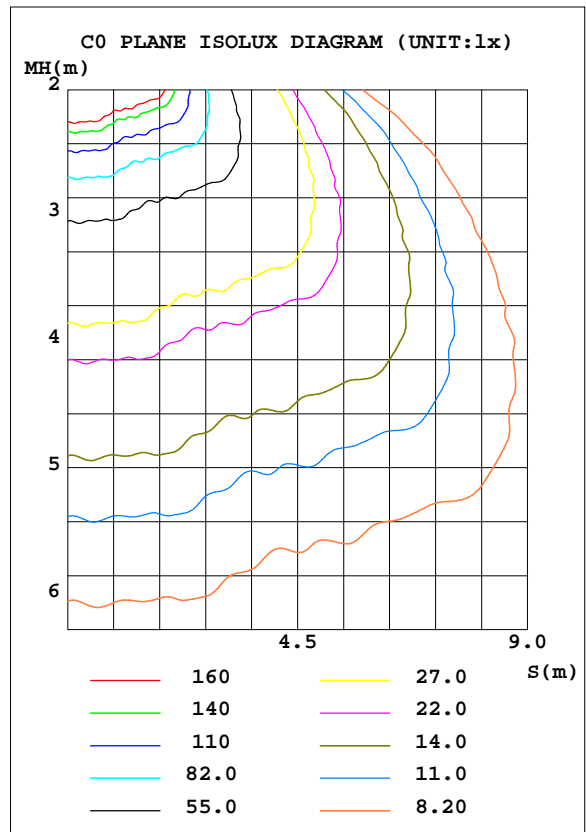
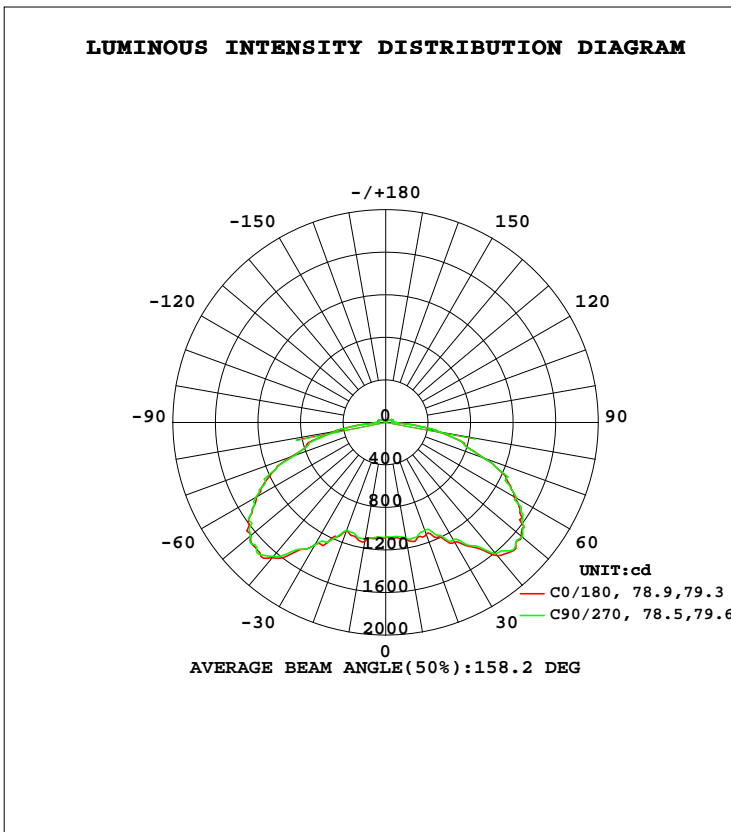


LUMINAIRE PHOTOMETRIC TEST REPORT

Test:U:120.0V I:0.4699A P:55.70W PF:0.9877 Lamp Flux:7305.18x1 lm		
NAME: ASD-CAN04-55D40B-MS-PRM	TYPE:	WEIGHT:
SPEC.:	DIM.:	SERIAL No.:
MFR.: ASD Lighting Corp	SUR.:	PROTECTION ANGLE:

DATA OF LAMP		PHOTOMETRIC DATA Eff: 131.15 lm/W			
MODEL ASD-CAN04-55D40B-MS-PRM		Imax(cd)	1838	S/MH(C0/180)	2.09
NOMINAL POWER(W)	55	LOR(%)	100.0	S/MH(C90/270)	2.09
RATED VOLTAGE(V)	120	TOTAL FLUX(lm)	7305.2	η UP, DN(C0-180)	1.9, 48.4
NOMINAL FLUX(lm)	7305.18	CIE CLASS	DIRECT	η UP, DN(C180-360)	1.8, 47.9
LAMPS INSIDE	1	η up(%)	3.7	CIBSE SHR NOM	2.00
TEST VOLTAGE(V)	120.0	η down(%)	96.3	CIBSE SHR MAX	0.00



C Range: 0 - 360DEG
 C Interval: 22.5DEG
 Test Speed: HIGH
 Temperature:27.3DEG
 Operators:Leo
 Test Date:2017-12-03

γ Range: 0 - 180DEG
 γ Interval: 1.0DEG
 Test System:EVERFINE GO-R5000_V2 SYSTEM V2.0.284
 Humidity:44.8%
 Test Distance:26.000m [K=1.3311]
 Remarks:

ZONAL FLUX DIAGRAM

ZONAL FLUX DIAGRAM:

γ	C0	C45	C90	C135	C180	C225	C270	C315	γ	Φ zone	Φ total	%lum,lamp
10	1113	1123	1103	1117	1136	1107	1112	1106	0- 10	104.8	104.8	1.43,1.43
20	1118	1105	1081	1106	1086	1105	1081	1113	10- 20	314.3	419.1	5.74,5.74
30	1301	1251	1274	1268	1325	1320	1328	1290	20- 30	557.2	976.3	13.4,13.4
40	1637	1543	1610	1565	1657	1596	1644	1541	30- 40	914.3	1891	25.9,25.9
50	1666	1765	1676	1778	1653	1776	1661	1762	40- 50	1297	3188	43.6,43.6
60	1391	1802	1422	1811	1406	1803	1412	1796	50- 60	1492	4680	64.1,64.1
70	986.8	1116	982.3	1054	946.7	973.7	917.2	1014	60- 70	1320	6000	82.1,82.1
80	501.9	486.6	513.9	478.7	492.3	450.0	470.6	471.5	70- 80	755.4	6755	92.5,92.5
90	87.11	93.66	91.72	85.75	80.75	77.84	76.78	82.52	80- 90	277.1	7032	96.3,96.3
100	67.99	73.77	66.22	72.56	72.45	74.73	72.06	74.19	90-100	72.63	7105	97.3,97.3
110	71.22	66.06	70.51	65.65	69.36	63.66	70.44	63.80	100-110	77.98	7183	98.3,98.3
120	52.26	57.18	54.53	55.52	49.94	50.77	49.51	52.31	110-120	60.31	7243	99.2,99.2
130	40.52	21.54	42.59	19.77	38.28	14.79	37.50	15.75	120-130	36.83	7280	99.7,99.7
140	12.74	8.930	16.61	8.869	11.21	7.391	11.86	7.299	130-140	14.94	7295	99.9,99.9
150	5.656	7.369	12.98	7.259	5.178	5.478	10.09	5.676	140-150	5.077	7300	99.9,99.9
160	5.136	5.001	7.361	4.994	5.231	5.178	4.968	4.714	150-160	2.997	7303	100,100
170	5.381	5.137	5.299	5.220	5.585	7.697	5.254	5.197	160-170	1.485	7305	100,100
180	5.484	5.533	5.677	5.525	5.534	5.483	5.678	5.677	170-180	0.5146	7305	100,100
DEG	LUMINOUS INTENSITY:cd									UNIT:lm		

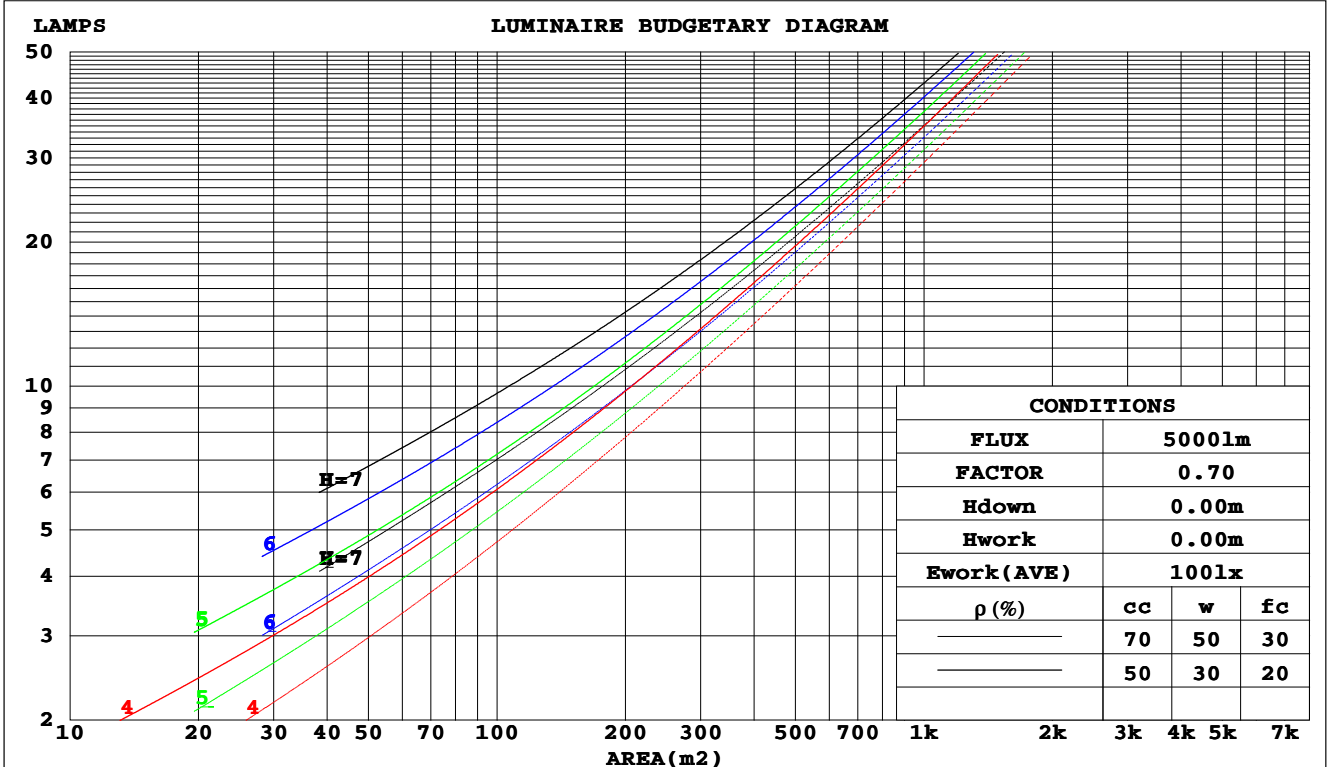
C Range: 0 - 360DEG
C Interval: 22.5DEG
Test Speed: HIGH
Temperature:27.3DEG
Operators:Leo
Test Date:2017-12-03

γ Range: 0 - 180DEG
 γ Interval: 1.0DEG
Test System:EVERFINE GO-R5000_V2 SYSTEM V2.0.284
Humidity:44.8%
Test Distance:26.000m [K=1.3311]
Remarks:

CU AND LUMINAIRE BUDGETARY ESTIMATE DIAGRAM

Test:U:120.0V I:0.4699A P:55.70W PF:0.9877 Lamp Flux:7305.18x1 lm		
NAME:	TYPE:	WEIGHT:
SPEC.:	DIM.:	SERIAL No.:
MFR.:	SUR.:	PROTECTION ANGLE:

ρ_{cc}	80%			70%			50%			30%			10%			0
ρ_w	50%	30%	10%	50%	30%	10%	50%	30%	10%	50%	30%	10%	50%	30%	10%	0
ρ_{fc}	20%			20%			20%			20%			20%			0
RCR	RCR:Room Cavity Ratio															
	Coefficients of Utilization(CU)															
0.0	1.18	1.18	1.18	1.15	1.15	1.15	1.09	1.09	1.09	1.04	1.04	1.04	.99	.99	.99	.96
1.0	.00	.94	.90	.97	.92	.88	.92	.88	.84	.87	.84	.81	.83	.80	.78	.75
2.0	.84	.76	.69	.82	.74	.68	.77	.71	.66	.74	.68	.64	.70	.66	.62	.59
3.0	.72	.62	.55	.70	.61	.54	.66	.59	.52	.63	.56	.51	.60	.54	.49	.47
4.0	.62	.52	.44	.60	.51	.44	.57	.49	.42	.54	.47	.41	.52	.45	.40	.38
5.0	.54	.44	.36	.53	.43	.36	.50	.42	.35	.48	.40	.34	.45	.39	.34	.31
6.0	.48	.38	.30	.47	.37	.30	.44	.36	.30	.42	.35	.29	.40	.34	.28	.26
7.0	.43	.33	.26	.42	.32	.26	.40	.31	.25	.38	.30	.25	.36	.29	.24	.22
8.0	.38	.29	.22	.37	.28	.22	.36	.28	.22	.34	.27	.21	.33	.26	.21	.19
9.0	.35	.26	.20	.34	.25	.19	.32	.25	.19	.31	.24	.19	.30	.23	.18	.16
10.0	.32	.23	.17	.31	.23	.17	.30	.22	.17	.28	.22	.17	.27	.21	.16	.14



C Range: 0 - 360DEG
 C Interval: 22.5DEG
 Test Speed: HIGH
 Temperature:27.3DEG
 Operators:Leo
 Test Date:2017-12-03

γ Range: 0 - 180DEG
 γ Interval: 1.0DEG
 Test System:EVERFINE GO-R5000_V2 SYSTEM V2.0.284
 Humidity:44.8%
 Test Distance:26.000m [K=1.3311]
 Remarks:

WEC AND CCEC

Test:U:120.0V I:0.4699A P:55.70W PF:0.9877 Lamp Flux:7305.18x1 lm		
NAME:	TYPE:	WEIGHT:
SPEC.:	DIM.:	SERIAL No.:
MFR.:	SUR.:	PROTECTION ANGLE:

ρ_{cc}	80%			70%			50%			30%			10%			0
ρ_w	50%	30%	10%	50%	30%	10%	50%	30%	10%	50%	30%	10%	50%	30%	10%	0
ρ_{fc}	20%			20%			20%			20%			20%			0
RCR	RCR:Room Cavity Ratio						Wall Exitance Coefficients(WEC)									
0.0																
1.0	.374	.213	.067	.366	.209	.066	.350	.201	.064	.336	.194	.062	.322	.187	.060	
2.0	.344	.189	.058	.336	.185	.057	.322	.179	.056	.309	.174	.054	.297	.168	.053	
3.0	.313	.167	.050	.306	.164	.049	.294	.159	.048	.282	.154	.047	.271	.150	.046	
4.0	.285	.148	.044	.279	.146	.043	.267	.142	.042	.257	.138	.042	.247	.134	.041	
5.0	.260	.133	.038	.255	.131	.038	.245	.127	.037	.235	.124	.037	.226	.121	.036	
6.0	.239	.120	.034	.234	.118	.034	.225	.115	.033	.216	.112	.033	.208	.110	.033	
7.0	.220	.109	.031	.216	.107	.031	.207	.105	.030	.200	.102	.030	.192	.100	.029	
8.0	.204	.100	.028	.200	.098	.028	.192	.096	.027	.185	.094	.027	.179	.092	.027	
9.0	.190	.092	.026	.186	.091	.025	.179	.089	.025	.173	.087	.025	.167	.085	.025	
10.0	.177	.085	.024	.174	.084	.023	.168	.082	.023	.162	.080	.023	.157	.079	.023	

ρ_{cc}	80%			70%			50%			30%			10%			0
ρ_w	50%	30%	10%	50%	30%	10%	50%	30%	10%	50%	30%	10%	50%	30%	10%	0
ρ_{fc}	20%			20%			20%			20%			20%			0
RCR	RCR:Room Cavity Ratio						Ceiling Cavity Exitance Coefficients(CCEC)									
0.0	.219	.219	.219	.187	.187	.187	.128	.128	.128	.073	.073	.073	.023	.023	.023	
1.0	.213	.184	.158	.183	.158	.136	.125	.109	.094	.072	.063	.055	.023	.020	.018	
2.0	.208	.161	.121	.178	.138	.104	.122	.096	.073	.070	.056	.043	.023	.018	.014	
3.0	.202	.144	.097	.173	.124	.084	.119	.086	.059	.069	.050	.035	.022	.016	.011	
4.0	.195	.131	.082	.167	.113	.071	.115	.079	.050	.066	.046	.030	.021	.015	.010	
5.0	.187	.121	.072	.161	.105	.063	.111	.073	.044	.064	.043	.026	.021	.014	.009	
6.0	.180	.113	.065	.155	.098	.056	.107	.069	.040	.062	.040	.024	.020	.013	.008	
7.0	.173	.106	.060	.149	.092	.052	.103	.065	.037	.060	.038	.022	.019	.012	.007	
8.0	.166	.101	.056	.143	.087	.049	.099	.061	.035	.057	.036	.021	.019	.012	.007	
9.0	.159	.096	.053	.137	.083	.046	.095	.058	.033	.055	.035	.020	.018	.011	.006	
10.0	.153	.092	.051	.132	.079	.044	.092	.056	.031	.053	.033	.019	.017	.011	.006	

C Range: 0 - 360DEG
C Interval: 22.5DEG
Test Speed: HIGH
Temperature:27.3DEG
Operators:Leo
Test Date:2017-12-03

γ Range: 0 - 180DEG
 γ Interval: 1.0DEG
Test System:EVERFINE GO-R5000_V2 SYSTEM V2.0.284
Humidity:44.8%
Test Distance:26.000m [K=1.3311]
Remarks:

UGR(Unified Glare Rating) Table

Test:U:120.0V I:0.4699A P:55.70W PF:0.9877 Lamp Flux:7305.18x1 lm										
NAME:					TYPE:			WEIGHT:		
SPEC.:					DIM.:			SERIAL No.:		
MFR.:					SUR.:			PROTECTION ANGLE:		
ceiling/cavity	0.7	0.7	0.5	0.5	0.3	0.7	0.7	0.5	0.5	0.3
walls	0.5	0.3	0.5	0.3	0.3	0.5	0.3	0.5	0.3	0.3
working plane	0.2	0.2	0.2	0.2	0.2	0.2	0.2	0.2	0.2	0.2
Room dimensions	Viewed crosswise					Viewed endwise				
x = 2H y = 2H	25.3	27.0	25.6	27.2	27.5	25.2	26.9	25.5	27.2	27.5
3H	27.2	28.7	27.5	29.1	29.4	27.1	28.7	27.5	29.0	29.4
4H	27.9	29.4	28.3	29.7	30.1	27.9	29.3	28.2	29.7	30.0
6H	28.5	29.9	28.9	30.3	30.7	28.5	29.9	28.9	30.3	30.7
8H	28.8	30.2	29.2	30.5	30.9	28.8	30.2	29.2	30.5	30.9
12H	29.0	30.3	29.4	30.6	31.0	29.0	30.3	29.4	30.7	31.1
4H 2H	26.3	27.8	26.7	28.1	28.5	26.3	27.8	26.7	28.1	28.4
3H	28.2	29.5	28.7	29.9	30.3	28.2	29.5	28.6	29.9	30.3
4H	29.0	30.2	29.5	30.6	31.0	29.0	30.2	29.5	30.6	31.0
6H	29.8	30.9	30.3	31.3	31.8	29.8	30.9	30.3	31.3	31.8
8H	30.1	31.1	30.6	31.6	32.0	30.2	31.2	30.7	31.6	32.1
12H	30.3	31.3	30.8	31.7	32.2	30.4	31.3	30.9	31.8	32.3
8H 4H	29.3	30.3	29.8	30.8	31.2	29.3	30.3	29.8	30.8	31.2
6H	30.3	31.1	30.8	31.6	32.1	30.3	31.2	30.8	31.6	32.1
8H	30.8	31.5	31.3	32.0	32.5	30.8	31.6	31.3	32.1	32.6
12H	31.1	31.7	31.6	32.2	32.8	31.2	31.8	31.7	32.3	32.9
12H 4H	29.4	30.3	29.9	30.7	31.2	29.4	30.3	29.8	30.7	31.2
6H	30.4	31.1	30.9	31.6	32.2	30.4	31.2	30.9	31.7	32.2
8H	30.9	31.6	31.5	32.1	32.6	31.0	31.6	31.5	32.1	32.7
Variations with the observer position at spacings:										
S = 1.0H	+ 0.1 / - 0.1					+ 0.1 / - 0.1				
1.5H	+ 0.2 / - 0.3					+ 0.2 / - 0.3				
2.0H	+ 0.4 / - 0.6					+ 0.4 / - 0.6				

CIE Pub.117 Corrected 7305 lm Total Lamp Luminous Flux.(8log(F/F0) = 6.9)

C Range: 0 - 360DEG
 C Interval: 22.5DEG
 Test Speed: HIGH
 Temperature:27.3DEG
 Operators:Leo
 Test Date:2017-12-03

γ Range: 0 - 180DEG
 γ Interval: 1.0DEG
 Test System:EVERFINE GO-R5000_V2 SYSTEM V2.0.284
 Humidity:44.8%
 Test Distance:26.000m [K=1.3311]
 Remarks:

UTILIZATION FACTORS TABLE

Test:U:120.0V I:0.4699A P:55.70W PF:0.9877 Lamp Flux:7305.18x1 lm		
NAME:	TYPE:	WEIGHT:
SPEC.:	DIM.:	SERIAL No.:
MFR.:	SUR.:	PROTECTION ANGLE:

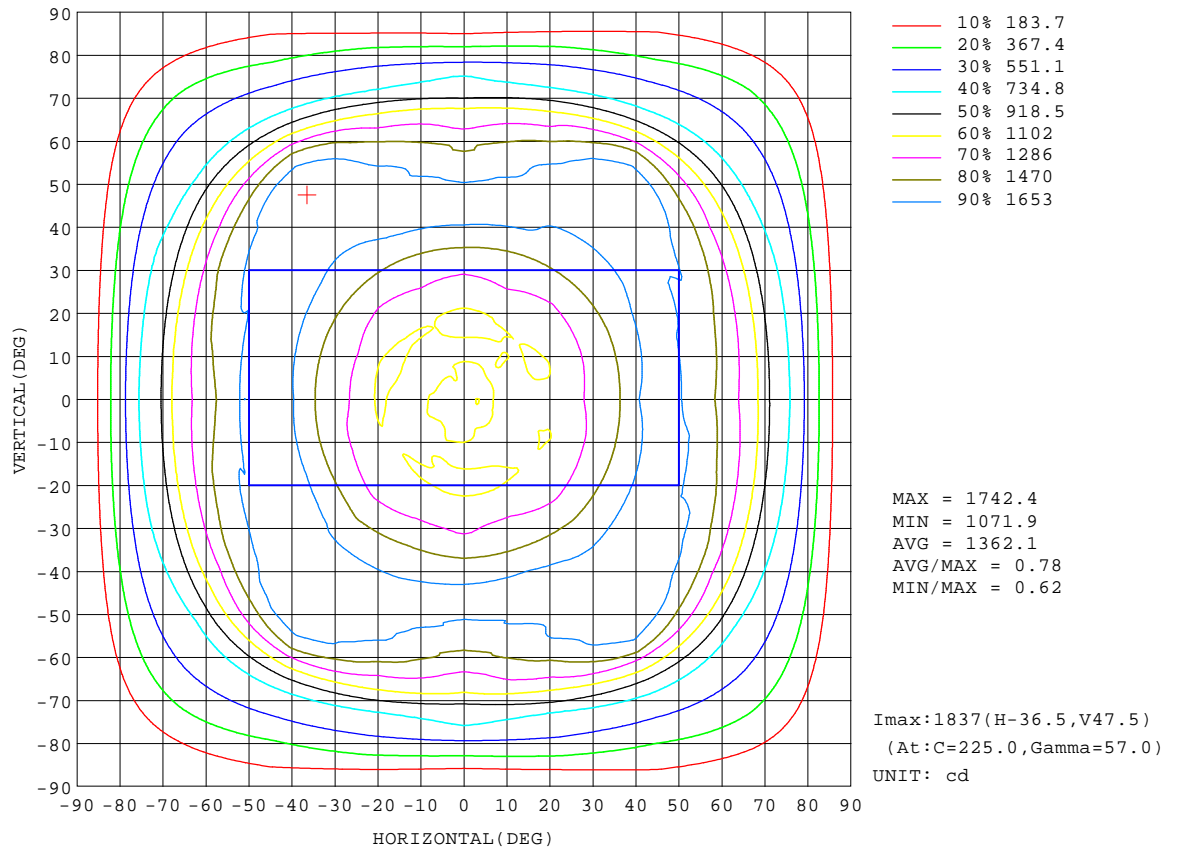
REFLECTANCE										
Ceiling	0.8	0.8	0.8	0.7	0.7	0.7	0.5	0.5	0.5	0
Walls	0.7	0.5	0.3	0.7	0.5	0.3	0.7	0.5	0.3	0
Working plane	0.2	0.2	0.2	0.2	0.2	0.2	0.2	0.2	0.2	0
ROOM INDEX	UTILIZATION FACTORS(PERCENT) $k(RI) \times RCR = 5$									
k = 0.60	46	33	25	45	33	25	44	32	25	17
0.80	57	43	34	55	42	34	53	41	33	25
1.00	66	52	44	64	52	43	61	53	43	34
1.25	74	61	52	72	60	52	69	58	51	42
1.50	79	67	58	77	66	58	74	64	57	47
2.00	88	77	69	85	76	68	81	73	66	57
2.50	93	83	75	90	81	74	85	78	72	62
3.00	97	88	81	94	86	80	89	83	77	67
4.00	102	95	89	99	92	87	94	88	84	73
5.00	105	99	93	102	96	92	97	92	88	77
ROOM INDEX	UF(total)									Direct
According to DIN EN 13032-2 2004			Suspended				SHRNOM = 1.25			

C Range: 0 - 360DEG
 C Interval: 22.5DEG
 Test Speed: HIGH
 Temperature:27.3DEG
 Operators:Leo
 Test Date:2017-12-03

γ Range: 0 - 180DEG
 γ Interval: 1.0DEG
 Test System:EVERFINE GO-R5000_V2 SYSTEM V2.0.284
 Humidity:44.8%
 Test Distance:26.000m [K=1.3311]
 Remarks:

ISOCANDELA DIAGRAM

Test:U:120.0V I:0.4699A P:55.70W PF:0.9877 Lamp Flux:7305.18x1 lm		
NAME:	TYPE:	WEIGHT:
SPEC.:	DIM.:	SERIAL No.:
MFR.:	SUR.:	PROTECTION ANGLE:

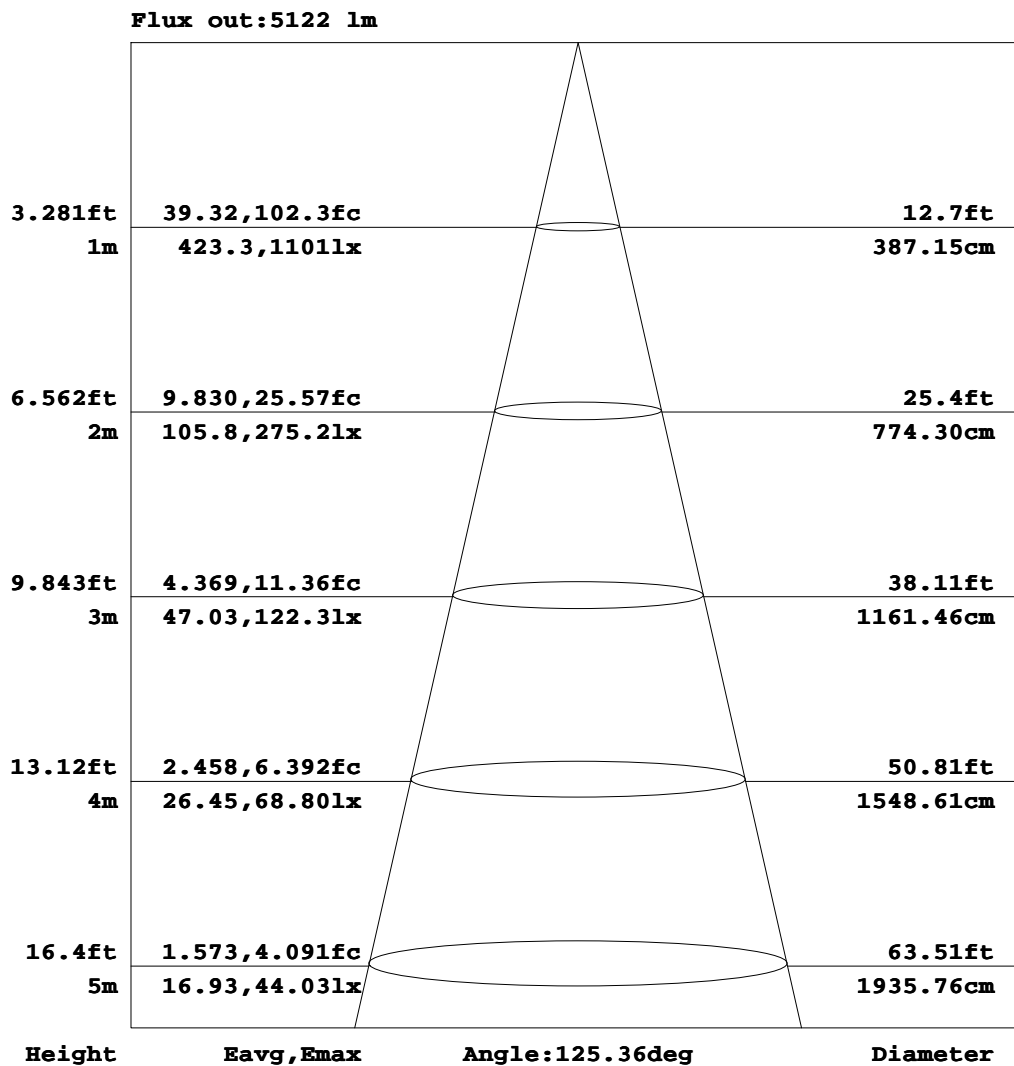


C Range: 0 - 360DEG
C Interval: 22.5DEG
Test Speed: HIGH
Temperature:27.3DEG
Operators:Leo
Test Date:2017-12-03

γ Range: 0 - 180DEG
 γ Interval: 1.0DEG
Test System:EVERFINE GO-R5000_V2 SYSTEM V2.0.284
Humidity:44.8%
Test Distance:26.000m [K=1.3311]
Remarks:

AAI Figure

Test:U:120.0V I:0.4699A P:55.70W PF:0.9877 Lamp Flux:7305.18x1 lm		
NAME:	TYPE:	WEIGHT:
SPEC.:	DIM.:	SERIAL No.:
MFR.:	SUR.:	PROTECTION ANGLE:



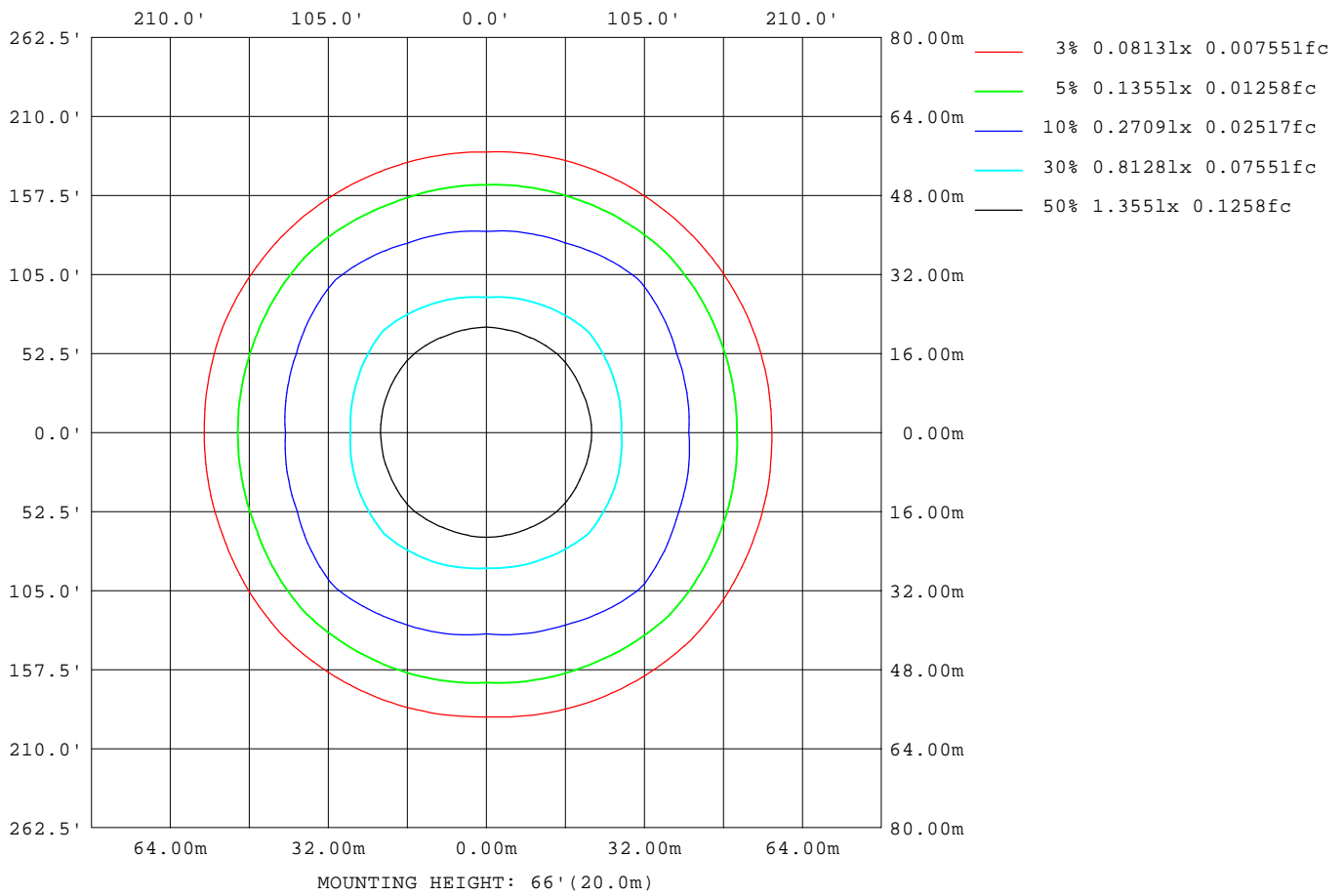
Note:The Curves indicate the illuminated area and the average illumination when the luminaire is at different distance.

C Range: 0 - 360DEG
C Interval: 22.5DEG
Test Speed: HIGH
Temperature:27.3DEG
Operators:Leo
Test Date:2017-12-03

γ Range: 0 - 180DEG
 γ Interval: 1.0DEG
Test System:EVERFINE GO-R5000_V2 SYSTEM V2.0.284
Humidity:44.8%
Test Distance:26.000m [K=1.3311]
Remarks:

ISOLUX DIAGRAM

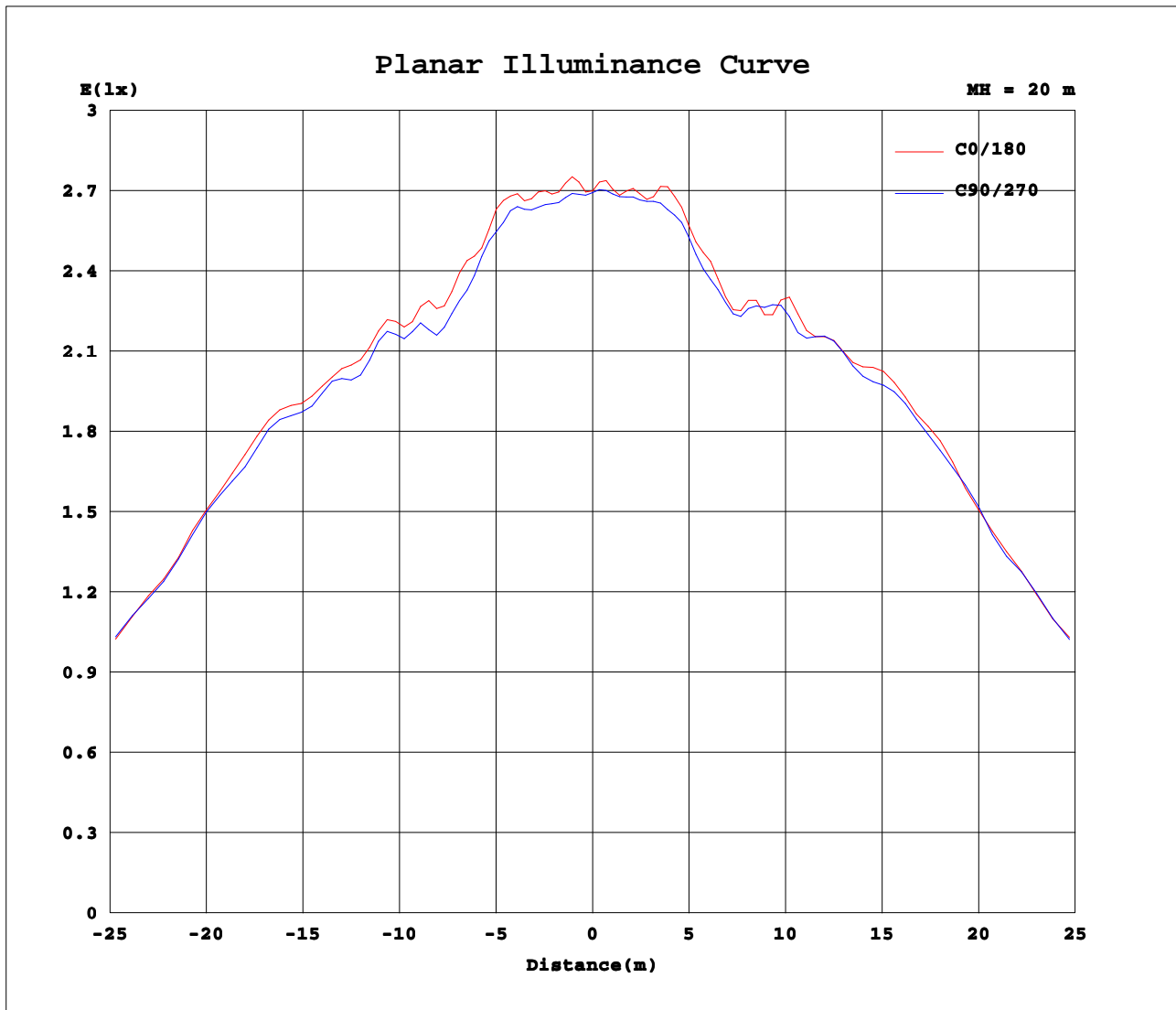
Test:U:120.0V I:0.4699A P:55.70W PF:0.9877 Lamp Flux:7305.18x1 lm		
NAME:	TYPE:	WEIGHT:
SPEC.:	DIM.:	SERIAL No.:
MFR.:	SUR.:	PROTECTION ANGLE:



C Range: 0 - 360DEG
 C Interval: 22.5DEG
 Test Speed: HIGH
 Temperature: 27.3DEG
 Operators: Leo
 Test Date: 2017-12-03

γ Range: 0 - 180DEG
 γ Interval: 1.0DEG
 Test System: EVERFINE GO-R5000_V2 SYSTEM V2.0.284
 Humidity: 44.8%
 Test Distance: 26.000m [K=1.3311]
 Remarks:

Planar Illuminance Curve



C Range: 0 - 360DEG
C Interval: 22.5DEG
Test Speed: HIGH
Temperature: 27.3DEG
Operators: Leo
Test Date: 2017-12-03

γ Range: 0 - 180DEG
 γ Interval: 1.0DEG
Test System: EVERFINE GO-R5000_V2 SYSTEM V2.0.284
Humidity: 44.8%
Test Distance: 26.000m [K=1.3311]
Remarks:

LUMINOUS DISTRIBUTION INTENSITY DATA

Test:U:120.0V I:0.4699A P:55.70W PF:0.9877 Lamp Flux:7305.18x1 lm		
NAME:	TYPE:	WEIGHT:
SPEC.:	DIM.:	SERIAL No.:
MFR.:	SUR.:	PROTECTION ANGLE:

Table--1

UNIT: cd

C(DEG) γ (DEG)	0	23	45	68	90	113	135	158	180	203	225	248	270	293	315	338			
0	1078	1078	1078	1078	1078	1078	1078	1078	1078	1078	1078	1078	1078	1078	1078	1078			
5	1089	1093	1088	1082	1075	1087	1083	1085	1090	1093	1085	1107	1084	1089	1096	1083			
10	1113	1102	1123	1109	1103	1101	1117	1117	1136	1121	1107	1112	1112	1113	1106	1112			
15	1133	1140	1107	1106	1116	1098	1113	1119	1112	1112	1110	1108	1094	1104	1105	1112			
20	1118	1100	1105	1092	1081	1091	1106	1107	1086	1084	1105	1107	1081	1106	1113	1092			
25	1186	1175	1163	1166	1169	1175	1206	1196	1200	1224	1201	1223	1223	1224	1190	1201			
30	1301	1289	1251	1307	1274	1292	1268	1337	1325	1364	1320	1337	1328	1332	1290	1306			
35	1431	1408	1407	1386	1415	1429	1443	1480	1483	1475	1471	1462	1461	1437	1423	1414			
40	1637	1577	1543	1573	1610	1586	1565	1651	1657	1626	1596	1635	1644	1601	1541	1576			
45	1701	1671	1668	1673	1697	1661	1687	1675	1702	1674	1683	1658	1719	1662	1657	1661			
50	1666	1716	1765	1711	1676	1709	1778	1709	1653	1719	1776	1686	1661	1686	1762	1661			
55	1565	1677	1777	1648	1573	1685	1792	1693	1569	1685	1813	1678	1577	1670	1779	1657			
60	1391	1572	1802	1557	1422	1582	1811	1551	1406	1567	1803	1541	1412	1546	1796	1545			
65	1253	1337	1622	1346	1246	1337	1562	1285	1214	1300	1515	1271	1262	1290	1541	1309			
70	987	1035	1116	1034	982	1007	1054	958	947	964	974	936	917	974	1014	997			
75	766	698	701	695	756	680	667	693	762	699	647	699	741	676	657	699			
80	502	511	487	529	514	515	479	486	492	480	450	460	471	473	471	490			
85	232	257	271	257	238	251	257	224	195	216	244	208	181	225	247	238			
90	87.1	94.9	93.7	94.8	91.7	92.9	85.7	88.0	80.7	85.4	77.8	82.3	76.8	84.7	82.5	89.2			
95	62.2	58.8	55.9	58.0	60.7	58.4	55.5	57.9	60.2	59.3	55.7	59.6	60.2	60.0	56.3	59.9			
100	68.0	73.7	73.8	73.4	66.2	75.6	72.6	76.8	72.5	76.8	74.7	77.9	72.1	78.7	74.2	76.6			
105	72.0	75.8	78.5	76.7	73.3	76.4	78.0	72.7	68.5	73.2	75.3	73.6	70.1	75.3	76.7	74.7			
110	71.2	72.7	66.1	72.5	70.5	73.2	65.6	70.7	69.4	68.9	63.7	69.9	70.4	70.6	63.8	70.3			
115	66.0	58.7	61.3	60.8	68.1	60.4	61.1	56.3	63.2	54.4	59.5	54.6	63.4	55.7	59.5	56.9			
120	52.3	50.2	57.2	50.9	54.5	51.0	55.5	47.7	49.9	47.0	50.8	47.3	49.5	47.9	52.3	48.0			
125	44.9	42.2	39.9	45.5	45.8	44.6	38.3	41.6	42.8	38.9	34.3	40.7	42.4	39.4	35.2	40.1			
130	40.5	31.9	21.5	36.9	42.6	34.9	19.8	31.3	38.3	28.4	14.8	30.4	37.5	29.9	15.7	30.9			
135	26.7	20.8	8.61	24.6	28.5	23.6	8.22	20.6	25.2	18.2	7.01	18.9	25.0	18.2	6.79	20.2			
140	12.7	8.84	8.93	12.6	16.6	11.8	8.87	8.69	11.2	7.46	7.39	8.42	11.9	8.11	7.30	7.75			
145	5.94	5.99	8.84	10.1	11.0	10.1	8.82	6.13	5.28	5.64	6.85	9.28	9.38	9.13	6.97	5.40			
150	5.66	5.69	7.37	11.2	13.0	11.3	7.26	5.83	5.18	5.38	5.48	8.67	10.1	9.58	5.68	5.02			
155	5.26	5.23	5.69	9.44	11.8	9.54	5.48	5.17	4.92	5.05	4.77	5.63	7.25	6.74	4.71	4.61			
160	5.14	4.99	5.00	6.29	7.36	6.45	4.99	5.08	5.23	5.28	5.18	5.02	4.97	4.87	4.71	4.76			
165	5.09	5.02	5.06	5.02	5.33	5.49	5.05	5.03	5.54	5.40	5.48	5.28	5.10	5.07	5.12	5.00			
170	5.38	5.18	5.14	5.02	5.30	5.38	5.22	5.14	5.59	5.47	7.70	5.43	5.25	5.13	5.20	5.13			
175	5.45	5.38	5.18	5.22	5.27	5.54	5.47	5.37	5.64	5.55	5.50	5.53	5.37	5.28	5.37	5.20			
180	5.48	5.58	5.53	5.78	5.68	5.73	5.52	5.37	5.53	5.48	5.48	5.58	5.68	5.73	5.68	5.52			

C Range: 0 - 360DEG
 C Interval: 22.5DEG
 Test Speed: HIGH
 Temperature:27.3DEG
 Operators:Leo
 Test Date:2017-12-03

γ Range: 0 - 180DEG
 γ Interval: 1.0DEG
 Test System:EVERFINE GO-R5000_V2 SYSTEM V2.0.284
 Humidity:44.8%
 Test Distance:26.000m [K=1.3311]
 Remarks: