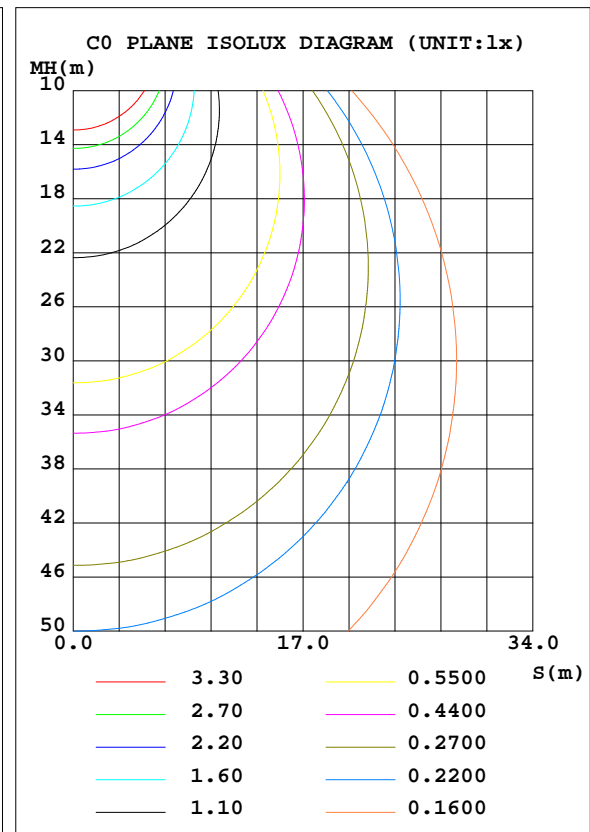
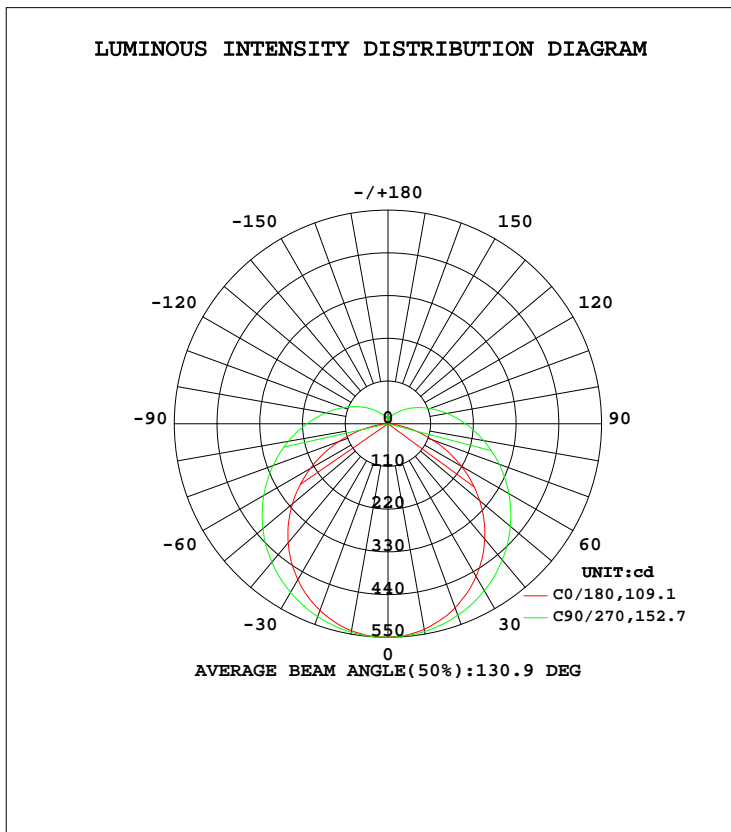


LUMINAIRE PHOTOMETRIC TEST REPORT

Test:U:119.99V I:0.2279A P:25W PF:0.9237 Freq:60.00Hz Lamp Flux:1750x1 lm		
NAME: ASD-LVF21-24D25CC-NK/BZ/BK 3000K	TYPE:N/A	WEIGHT:N/A
SPEC.:N/A	DIM.: N/A	SERIAL No.:N/A
MFR.: ASD Lighting corp	SUR.:N/A	Shielding Angle:N/A

DATA OF LAMP		PHOTOMETRIC DATA Eff: 70 lm/W			
MODEL	ASD-LVF21-24D25CC-NK/BZ/BK 3000K	I _{max} (cd)	550.1	S/MH(C0/180)	1.23
NOMINAL POWER(W)		LOR(%)	100.0	S/MH(C90/270)	1.35
RATED VOLTAGE(V)	120	TOTAL FLUX(lm)	1750	η UP, DN(C0-180)	7.4,43.4
NOMINAL FLUX(lm)	1750	CIE CLASS	SEMI-D.	η UP, DN(C180-360)	7.0,42.2
LAMPS INSIDE	1	η up(%)	14.4	CIBSE SHR NOM	1.50
TEST VOLTAGE(V)	120	η down(%)	85.6	CIBSE SHR MAX	1.50



C Range: 0 - 360DEG
 C Interval: 22.5DEG
 Test Speed: HIGH
 Temperature:25.1DEG
 Operators:Hill
 Test Date:2022-05-21

γ Range: 0 - 180DEG
 γ Interval: 1.0DEG
 Test System:EVERFINE GO-R5000_V2 SYSTEM V2.0.351
 Humidity:44%
 Test Distance:2.526m [K=1.0000]
 Remarks:

ZONAL FLUX DIAGRAM

ZONAL FLUX DIAGRAM:

γ	C0	C45	C90	C135	C180	C225	C270	C315	γ	Φ zone	Φ total	%lum,lamp
10	541.1	543.8	545.5	541.6	537.3	540.1	543.2	541.7	0- 10	52.09	52.09	2.29,2.29
20	511.7	521.6	528.8	517.8	504.3	514.5	524.1	517.4	10- 20	150.1	202.2	8.89,8.89
30	463.9	484.1	502.0	479.1	453.7	474.3	495.3	477.9	20- 30	230.6	432.8	19,19
40	399.7	435.0	465.2	428.8	387.5	422.7	457.4	427.4	30- 40	284.9	717.6	31.6,31.6
50	321.4	376.8	420.3	370.3	308.2	362.5	411.1	367.1	40- 50	307.8	1025	45.1,45.1
60	231.6	312.4	369.4	305.9	218.0	297.1	359.0	301.2	50- 60	298.8	1324	58.2,58.2
70	134.8	246.6	315.1	241.0	121.9	232.6	304.7	235.7	60- 70	262.3	1587	69.8,69.8
80	44.30	185.8	260.5	180.9	36.22	174.0	250.3	175.7	70- 80	208.1	1795	78.9,78.9
90	0.2117	134.6	209.1	131.2	0.1179	124.5	199.7	125.0	80- 90	152.1	1947	85.6,85.6
100	0.9498	95.10	163.1	93.01	1.051	87.87	154.8	87.74	90-100	109.2	2056	90.4,90.4
110	3.927	65.90	122.1	64.67	4.016	61.63	115.2	61.15	100-110	76.93	2133	93.8,93.8
120	7.682	45.53	88.01	44.95	7.504	43.53	83.40	43.05	110-120	52.60	2186	96.1,96.1
130	11.10	32.23	60.96	31.91	10.79	31.30	58.11	31.11	120-130	34.98	2220	97.7,97.7
140	14.36	24.54	40.62	24.59	13.83	23.94	39.25	24.54	130-140	22.64	2243	98.7,98.7
150	17.21	20.98	28.30	21.02	16.42	19.69	27.46	22.04	140-150	14.61	2258	99.3,99.3
160	18.87	19.81	21.79	18.71	17.14	16.84	21.42	20.25	150-160	9.398	2267	99.7,99.7
170	14.85	18.63	19.35	16.03	12.94	12.58	17.92	18.47	160-170	5.110	2272	99.9,99.9
180	14.54	13.59	6.692	12.41	14.25	13.40	8.131	9.990	170-180	1.409	2274	100,100
DEG	LUMINOUS INTENSITY:cd									UNIT:lm		

Conical surface Flux(90deg): 870.73 lm

%lum = 38.3%

%lamp = 38.3%

Conical surface Flux(120deg): 1324.3 lm

%lum = 58.2%

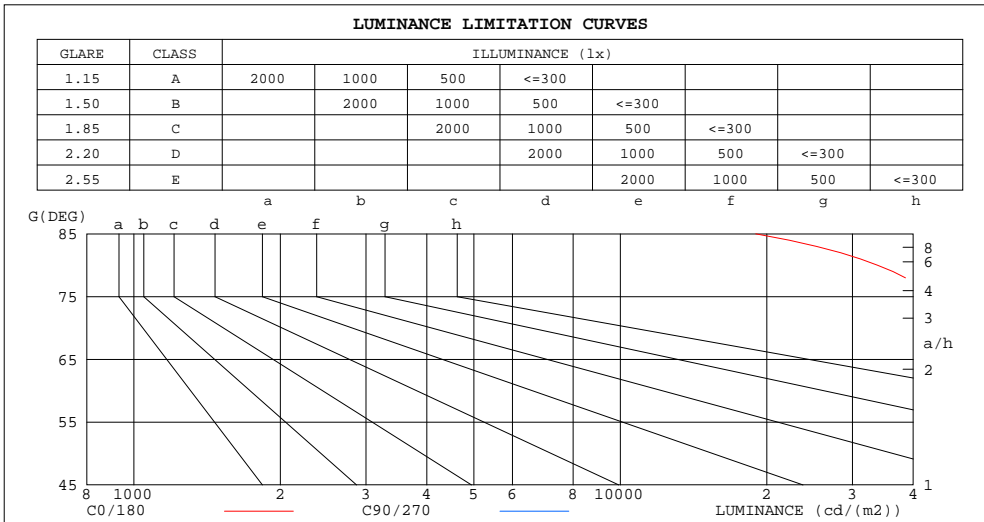
%lamp = 58.2%

C Range: 0 - 360DEG
 C Interval: 22.5DEG
 Test Speed: HIGH
 Temperature:25.1DEG
 Operators:Hill
 Test Date:2022-05-21

γ Range: 0 - 180DEG
 γ Interval: 1.0DEG
 Test System:EVERFINE GO-R5000_V2 SYSTEM V2.0.351
 Humidity:44%
 Test Distance:2.526m [K=1.0000]
 Remarks:

LUMINANCE LIMITATION CURVES

Test:U:119.99V I:0.2279A P:25W PF:0.9237 Freq:60.00Hz Lamp Flux:1750x1 lm		
NAME: ASD-LVF21-24D25CC-NK/BZ/BK 3000K	TYPE:N/A	WEIGHT:N/A
SPEC.:N/A	DIM.: N/A	SERIAL No.:N/A
MFR.: ASD Lighting corp	SUR.:N/A	Shielding Angle:N/A



LUMINANCE cd/(m2)		
G (DEG)	C0/180	C90/270
85	18989	355405
80	33762	198396
75	44727	146889
70	52161	121828
65	57484	107093
60	61293	97701
55	64059	91231
50	66172	86459
45	67850	83067

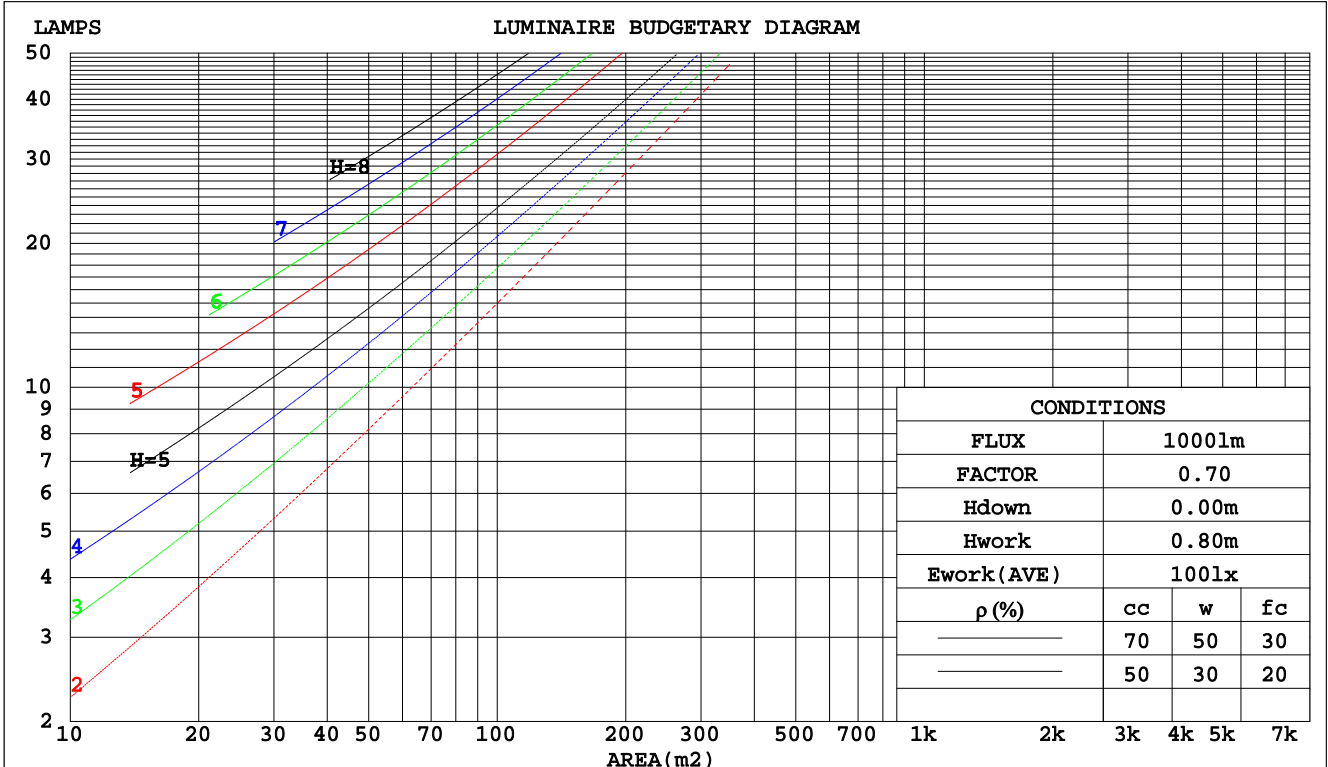
C Range: 0 - 360DEG
 C Interval: 22.5DEG
 Test Speed: HIGH
 Temperature:25.1DEG
 Operators:Hill
 Test Date:2022-05-21

γ Range: 0 - 180DEG
 γ Interval: 1.0DEG
 Test System:EVERFINE GO-R5000_V2 SYSTEM V2.0.351
 Humidity:44%
 Test Distance:2.526m [K=1.0000]
 Remarks:

CU AND LUMINAIRE BUDGETARY ESTIMATE DIAGRAM

Test:U:119.99V I:0.2279A P:25W PF:0.9237 Freq:60.00Hz Lamp Flux:1750x1 lm		
NAME: ASD-LVF21-24D25CC-NK/BZ/BK 3000K	TYPE:N/A	WEIGHT:N/A
SPEC.:N/A	DIM.: N/A	SERIAL No.:N/A
MFR.: ASD Lighting corp	SUR.:N/A	Shielding Angle:N/A

pcc	80%			70%			50%			30%			10%			0
	50%	30%	10%	50%	30%	10%	50%	30%	10%	50%	30%	10%	50%	30%	10%	0
pw																0
pfc	20%			20%			20%			20%			20%			0
RCR	RCR:Room Cavity Ratio															
	Coefficients of Utilization(CU)															
0.0	1.16	1.16	1.16	1.11	1.11	1.11	1.03	1.03	1.03	.96	.96	.96	.89	.89	.89	.86
1.0	.97	.92	.87	.93	.89	.84	.86	.83	.79	.80	.77	.74	.74	.72	.69	.66
2.0	.83	.76	.69	.80	.73	.67	.74	.68	.63	.69	.64	.60	.64	.60	.56	.53
3.0	.72	.63	.56	.70	.61	.55	.65	.58	.52	.60	.54	.49	.55	.51	.47	.44
4.0	.64	.54	.47	.61	.53	.46	.57	.50	.44	.53	.47	.42	.49	.44	.40	.37
5.0	.57	.47	.40	.55	.46	.39	.51	.43	.37	.47	.41	.36	.44	.38	.34	.31
6.0	.51	.41	.35	.49	.40	.34	.46	.38	.32	.43	.36	.31	.40	.34	.30	.27
7.0	.46	.37	.30	.44	.36	.30	.41	.34	.29	.39	.32	.27	.36	.31	.26	.24
8.0	.42	.33	.27	.40	.32	.26	.38	.31	.25	.35	.29	.24	.33	.28	.23	.21
9.0	.38	.30	.24	.37	.29	.24	.35	.28	.23	.33	.26	.22	.31	.25	.21	.19
10.0	.35	.27	.22	.34	.26	.21	.32	.25	.20	.30	.24	.20	.28	.23	.19	.17



C Range: 0 - 360DEG
 C Interval: 22.5DEG
 Test Speed: HIGH
 Temperature:25.1DEG
 Operators:Hill
 Test Date:2022-05-21

γ Range: 0 - 180DEG
 γ Interval: 1.0DEG
 Test System:EVERFINE GO-R5000_V2 SYSTEM V2.0.351
 Humidity:44%
 Test Distance:2.526m [K=1.0000]
 Remarks:

WEC AND CCEC

Test:U:119.99V I:0.2279A P:25W PF:0.9237 Freq:60.00Hz Lamp Flux:1750x1 lm		
NAME: ASD-LVF21-24D25CC-NK/BZ/BK 3000K	TYPE:N/A	WEIGHT:N/A
SPEC.:N/A	DIM.: N/A	SERIAL No.:N/A
MFR.: ASD Lighting corp	SUR.:N/A	Shielding Angle:N/A

ρcc	80%			70%			50%			30%			10%			0
ρw	50%	30%	10%	50%	30%	10%	50%	30%	10%	50%	30%	10%	50%	30%	10%	0
ρfc	20%			20%			20%			20%			20%			0
RCR	RCR:Room Cavity Ratio						Wall Exitance Coefficients(WEC)									
0.0																
1.0	.374	.213	.067	.363	.207	.066	.341	.196	.062	.321	.185	.059	.303	.175	.057	
2.0	.327	.179	.055	.317	.175	.054	.297	.165	.051	.279	.157	.049	.263	.149	.047	
3.0	.292	.156	.047	.283	.152	.046	.265	.144	.044	.249	.137	.042	.234	.130	.040	
4.0	.264	.137	.040	.256	.134	.040	.240	.127	.038	.225	.121	.036	.211	.115	.035	
5.0	.241	.123	.036	.233	.120	.035	.219	.114	.034	.205	.108	.032	.193	.103	.031	
6.0	.221	.111	.032	.214	.108	.031	.201	.103	.030	.189	.098	.029	.177	.093	.028	
7.0	.204	.101	.029	.198	.099	.028	.186	.094	.027	.175	.089	.026	.164	.085	.025	
8.0	.189	.093	.026	.184	.090	.026	.173	.086	.025	.162	.082	.024	.153	.078	.023	
9.0	.177	.085	.024	.171	.084	.023	.161	.080	.023	.152	.076	.022	.143	.073	.021	
10.0	.165	.079	.022	.161	.078	.022	.151	.074	.021	.143	.071	.020	.134	.068	.019	

ρcc	80%			70%			50%			30%			10%			0
ρw	50%	30%	10%	50%	30%	10%	50%	30%	10%	50%	30%	10%	50%	30%	10%	0
ρfc	20%			20%			20%			20%			20%			0
RCR	RCR:Room Cavity Ratio						Ceiling Cavity Exitance Coefficients(CCEC)									
0.0	.300	.300	.300	.256	.256	.256	.175	.175	.175	.101	.101	.101	.032	.032	.032	
1.0	.295	.266	.240	.253	.228	.206	.173	.157	.143	.099	.091	.083	.032	.029	.027	
2.0	.288	.243	.205	.247	.209	.177	.169	.145	.124	.098	.084	.072	.031	.027	.024	
3.0	.281	.226	.183	.241	.195	.159	.165	.136	.111	.095	.079	.066	.031	.026	.021	
4.0	.273	.214	.168	.234	.185	.146	.161	.129	.103	.093	.075	.061	.030	.025	.020	
5.0	.265	.204	.158	.228	.176	.138	.157	.123	.097	.091	.072	.058	.029	.024	.019	
6.0	.258	.196	.151	.222	.169	.132	.153	.119	.093	.089	.070	.055	.029	.023	.018	
7.0	.251	.189	.146	.216	.164	.127	.149	.115	.090	.087	.068	.054	.028	.022	.018	
8.0	.244	.183	.142	.210	.159	.124	.145	.112	.088	.085	.066	.052	.027	.022	.017	
9.0	.238	.179	.139	.205	.155	.121	.142	.109	.086	.083	.064	.051	.027	.021	.017	
10.0	.232	.174	.136	.200	.151	.119	.139	.107	.084	.081	.063	.050	.026	.021	.017	

C Range: 0 - 360DEG
 C Interval: 22.5DEG
 Test Speed: HIGH
 Temperature:25.1DEG
 Operators:Hill
 Test Date:2022-05-21

γ Range: 0 - 180DEG
 γ Interval: 1.0DEG
 Test System:EVERFINE GO-R5000_V2 SYSTEM V2.0.351
 Humidity:44%
 Test Distance:2.526m [K=1.0000]
 Remarks:

UGR(Unified Glare Rating) Table

Test:U:119.99V I:0.2279A P:25W PF:0.9237 Freq:60.00Hz Lamp Flux:1750x1 lm		
NAME: ASD-LVF21-24D25CC-NK/BZ/BK 3000K	TYPE:N/A	WEIGHT:N/A
SPEC.:N/A	DIM.: N/A	SERIAL No.:N/A
MFR.: ASD Lighting corp	SUR.:N/A	Shielding Angle:N/A

ceiling/cavity	0.7	0.7	0.5	0.5	0.3	0.7	0.7	0.5	0.5	0.3
walls	0.5	0.3	0.5	0.3	0.3	0.5	0.3	0.5	0.3	0.3
working plane	0.2	0.2	0.2	0.2	0.2	0.2	0.2	0.2	0.2	0.2
Room dimensions	Viewed crosswise					Viewed endwise				
x = 2H y = 2H	23.4	24.8	23.8	25.2	25.7	25.2	26.7	25.7	27.1	27.6
3H	24.8	26.1	25.3	26.6	27.1	27.8	29.1	28.3	29.6	30.1
4H	25.3	26.6	25.8	27.1	27.6	29.2	30.4	29.7	30.9	31.5
6H	25.7	26.8	26.2	27.3	27.9	30.7	31.9	31.3	32.4	33.0
8H	25.7	26.9	26.3	27.4	28.0	31.6	32.7	32.1	33.2	33.8
12H	25.7	26.8	26.3	27.4	28.0	32.6	33.6	33.1	34.2	34.8
4H 2H	24.4	25.7	24.9	26.2	26.7	25.8	27.0	26.3	27.5	28.1
3H	26.1	27.2	26.7	27.8	28.4	28.6	29.7	29.2	30.2	30.8
4H	26.8	27.8	27.4	28.4	29.0	30.2	31.2	30.8	31.8	32.4
6H	27.4	28.3	28.0	28.8	29.5	32.0	32.8	32.6	33.4	34.1
8H	27.5	28.4	28.1	29.0	29.7	32.9	33.8	33.5	34.4	35.1
12H	27.6	28.4	28.2	29.0	29.7	34.0	34.8	34.7	35.4	36.1
8H 4H	27.8	28.7	28.5	29.3	30.0	30.5	31.4	31.1	32.0	32.6
6H	28.7	29.4	29.4	30.1	30.8	32.6	33.3	33.2	33.9	34.7
8H	29.1	29.7	29.7	30.4	31.1	33.8	34.4	34.4	35.1	35.8
12H	29.3	29.9	30.0	30.6	31.3	35.2	35.7	35.8	36.4	37.2
12H 4H	28.1	28.9	28.8	29.5	30.2	30.5	31.3	31.2	31.9	32.6
6H	29.3	29.9	29.9	30.6	31.3	32.7	33.3	33.4	34.0	34.7
8H	29.8	30.4	30.5	31.0	31.8	34.0	34.5	34.7	35.2	36.0
Variations with the observer position at spacings:										
S = 1.0H	+ 0.1 / - 0.1					+ 0.1 / - 0.1				
1.5H	+ 0.2 / - 0.3					+ 0.2 / - 0.3				
2.0H	+ 0.2 / - 0.4					+ 0.2 / - 0.4				

CIE Pub.117, 2274 lm Total Lamp Luminous Flux Correct (8log(F/F0) = 2.9)

C Range: 0 - 360DEG
 C Interval: 22.5DEG
 Test Speed: HIGH
 Temperature:25.1DEG
 Operators:Hill
 Test Date:2022-05-21

γ Range: 0 - 180DEG
 γ Interval: 1.0DEG
 Test System:EVERFINE GO-R5000_V2 SYSTEM V2.0.351
 Humidity:44%
 Test Distance:2.526m [K=1.0000]
 Remarks:

UTILIZATION FACTORS TABLE

Test:U:119.99V I:0.2279A P:25W PF:0.9237 Freq:60.00Hz Lamp Flux:1750x1 lm		
NAME: ASD-LVF21-24D25CC-NK/BZ/BK 3000K	TYPE:N/A	WEIGHT:N/A
SPEC.:N/A	DIM.: N/A	SERIAL No.:N/A
MFR.: ASD Lighting corp	SUR.:N/A	Shielding Angle:N/A

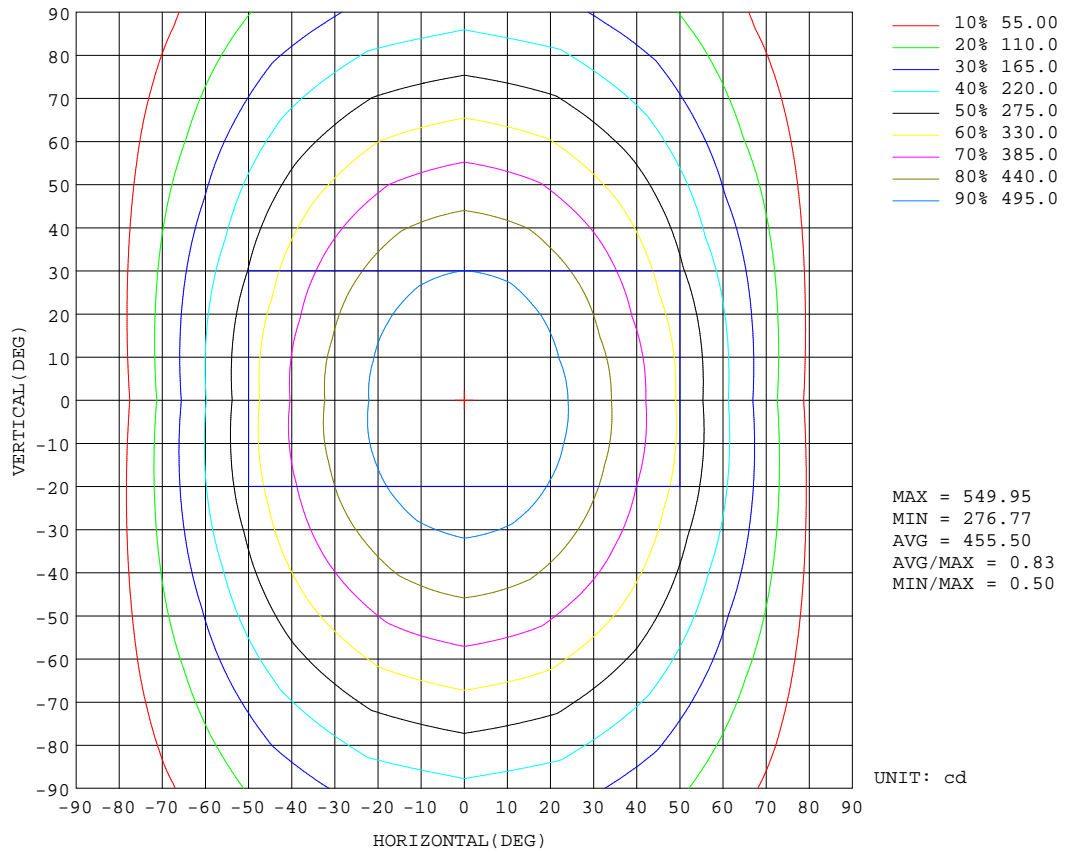
REFLECTANCE										
Ceiling	0.8	0.8	0.8	0.7	0.7	0.7	0.5	0.5	0.5	0
Walls	0.7	0.5	0.3	0.7	0.5	0.3	0.7	0.5	0.3	0
Working plane	0.2	0.2	0.2	0.2	0.2	0.2	0.2	0.2	0.2	0
ROOM INDEX	UTILIZATION FACTORS(PERCENT) $k(RI) \times RCR = 5$									
k = 0.60	50	37	30	48	37	30	47	36	29	23
0.80	59	46	38	57	45	38	55	44	37	29
1.00	67	54	46	65	53	45	62	54	44	36
1.25	74	61	53	71	60	52	68	58	51	42
1.50	79	67	59	76	65	58	72	63	56	46
2.00	86	75	67	83	73	66	78	70	63	53
2.50	90	80	73	87	78	71	81	74	68	56
3.00	94	85	78	91	83	76	85	78	73	60
4.00	99	91	85	95	88	82	88	83	78	65
5.00	101	95	89	98	92	87	91	86	82	68
ROOM INDEX	UF(total)									Direct
According to DIN EN 13032-2 2004			Suspended				SHRNOM = 1.25			

C Range: 0 - 360DEG
 C Interval: 22.5DEG
 Test Speed: HIGH
 Temperature:25.1DEG
 Operators:Hill
 Test Date:2022-05-21

γ Range: 0 - 180DEG
 γ Interval: 1.0DEG
 Test System:EVERFINE GO-R5000_V2 SYSTEM V2.0.351
 Humidity:44%
 Test Distance:2.526m [K=1.0000]
 Remarks:

ISOCANDELA DIAGRAM

Test:U:119.99V I:0.2279A P:25W PF:0.9237 Freq:60.00Hz Lamp Flux:1750x1 lm		
NAME: ASD-LVF21-24D25CC-NK/BZ/BK 3000K	TYPE:N/A	WEIGHT:N/A
SPEC.:N/A	DIM.: N/A	SERIAL No.:N/A
MFR.: ASD Lighting corp	SUR.:N/A	Shielding Angle:N/A



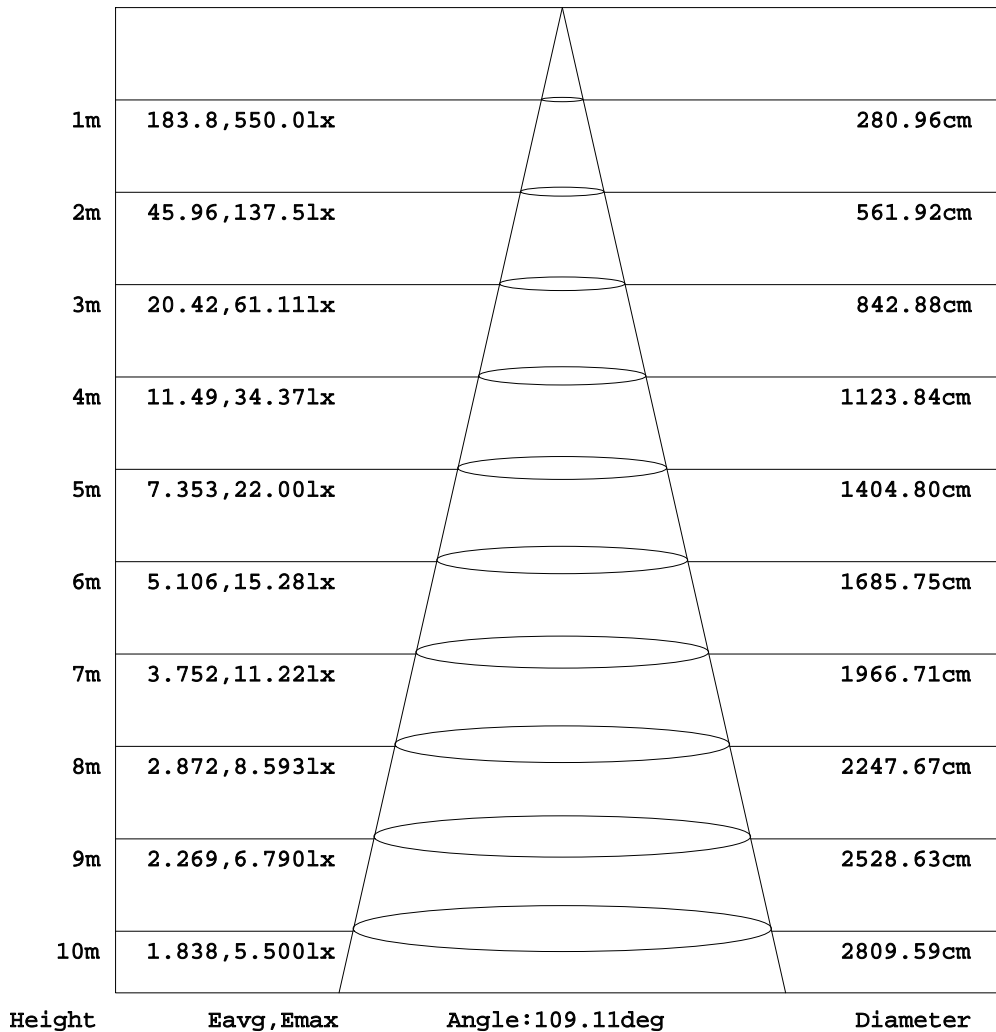
C Range: 0 - 360DEG
 C Interval: 22.5DEG
 Test Speed: HIGH
 Temperature:25.1DEG
 Operators:Hill
 Test Date:2022-05-21

γ Range: 0 - 180DEG
 γ Interval: 1.0DEG
 Test System:EVERFINE GO-R5000_V2 SYSTEM V2.0.351
 Humidity:44%
 Test Distance:2.526m [K=1.0000]
 Remarks:

AAI Figure

Test:U:119.99V I:0.2279A P:25W PF:0.9237 Freq:60.00Hz Lamp Flux:1750x1 lm		
NAME: ASD-LVF21-24D25CC-NK/BZ/BK 3000K	TYPE:N/A	WEIGHT:N/A
SPEC.:N/A	DIM.: N/A	SERIAL No.:N/A
MFR.: ASD Lighting corp	SUR.:N/A	Shielding Angle:N/A

Flux out:1178 lm



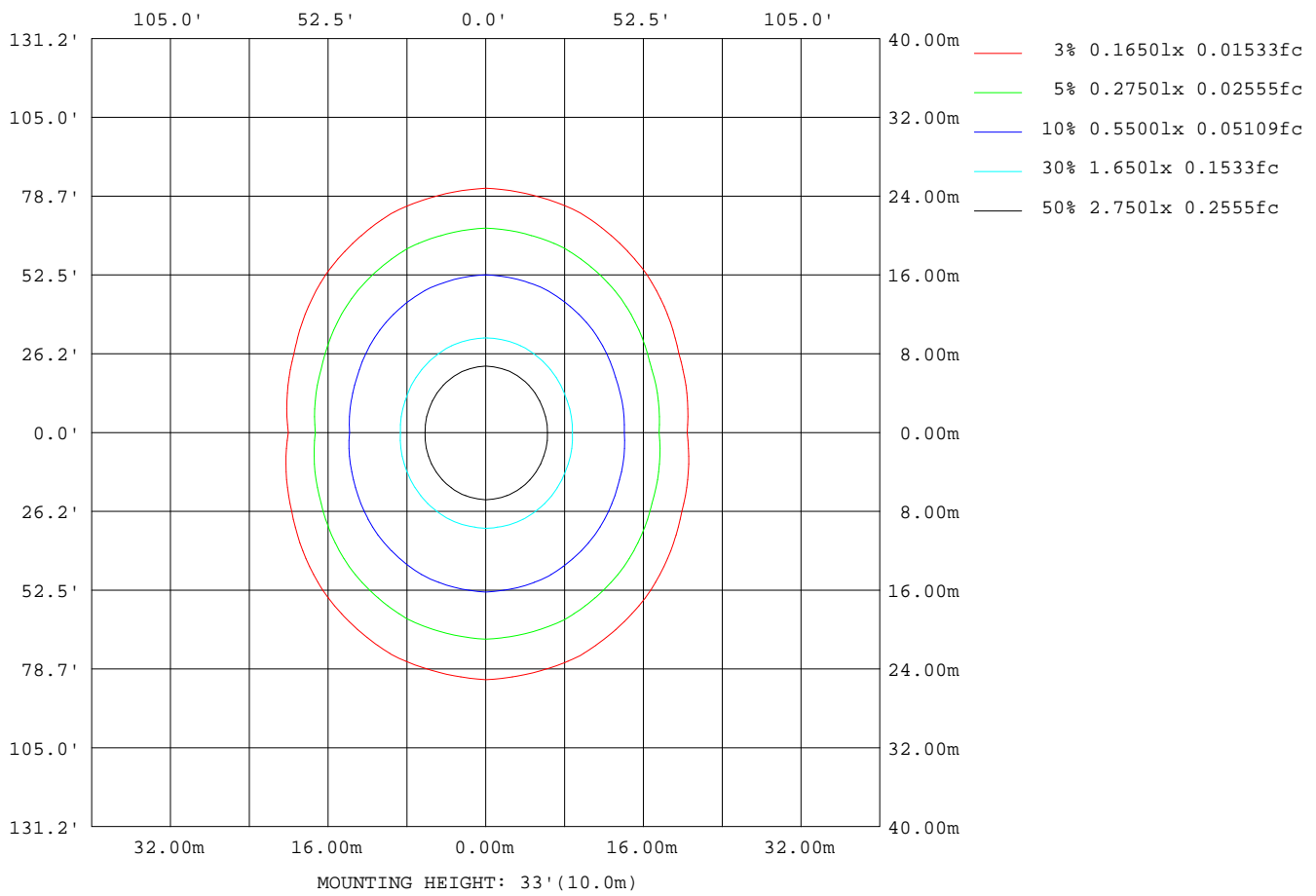
Note:The Curves indicate the illuminated area and the average illumination when the luminaire is at different distance.

C Range: 0 - 360DEG
 C Interval: 22.5DEG
 Test Speed: HIGH
 Temperature:25.1DEG
 Operators:Hill
 Test Date:2022-05-21

γ Range: 0 - 180DEG
 γ Interval: 1.0DEG
 Test System:EVERFINE GO-R5000_V2 SYSTEM V2.0.351
 Humidity:44%
 Test Distance:2.526m [K=1.0000]
 Remarks:

ISOLUX DIAGRAM

Test:U:119.99V I:0.2279A P:25W PF:0.9237 Freq:60.00Hz Lamp Flux:1750x1 lm		
NAME: ASD-LVF21-24D25CC-NK/BZ/BK 3000K	TYPE:N/A	WEIGHT:N/A
SPEC.:N/A	DIM.: N/A	SERIAL No.:N/A
MFR.: ASD Lighting corp	SUR.:N/A	Shielding Angle:N/A



C Range: 0 - 360DEG
 C Interval: 22.5DEG
 Test Speed: HIGH
 Temperature:25.1DEG
 Operators:Hill
 Test Date:2022-05-21

γ Range: 0 - 180DEG
 γ Interval: 1.0DEG
 Test System:EVERFINE GO-R5000_V2 SYSTEM V2.0.351
 Humidity:44%
 Test Distance:2.526m [K=1.0000]
 Remarks:

LED Avg.L Report

Test:U:119.99V I:0.2279A P:25W PF:0.9237 Freq:60.00Hz Lamp Flux:1750x1 lm		
NAME: ASD-LVF21-24D25CC-NK/BZ/BK 3000K	TYPE:N/A	WEIGHT:N/A
SPEC.:N/A	DIM.: N/A	SERIAL No.:N/A
MFR.: ASD Lighting corp	SUR.:N/A	Shielding Angle:N/A

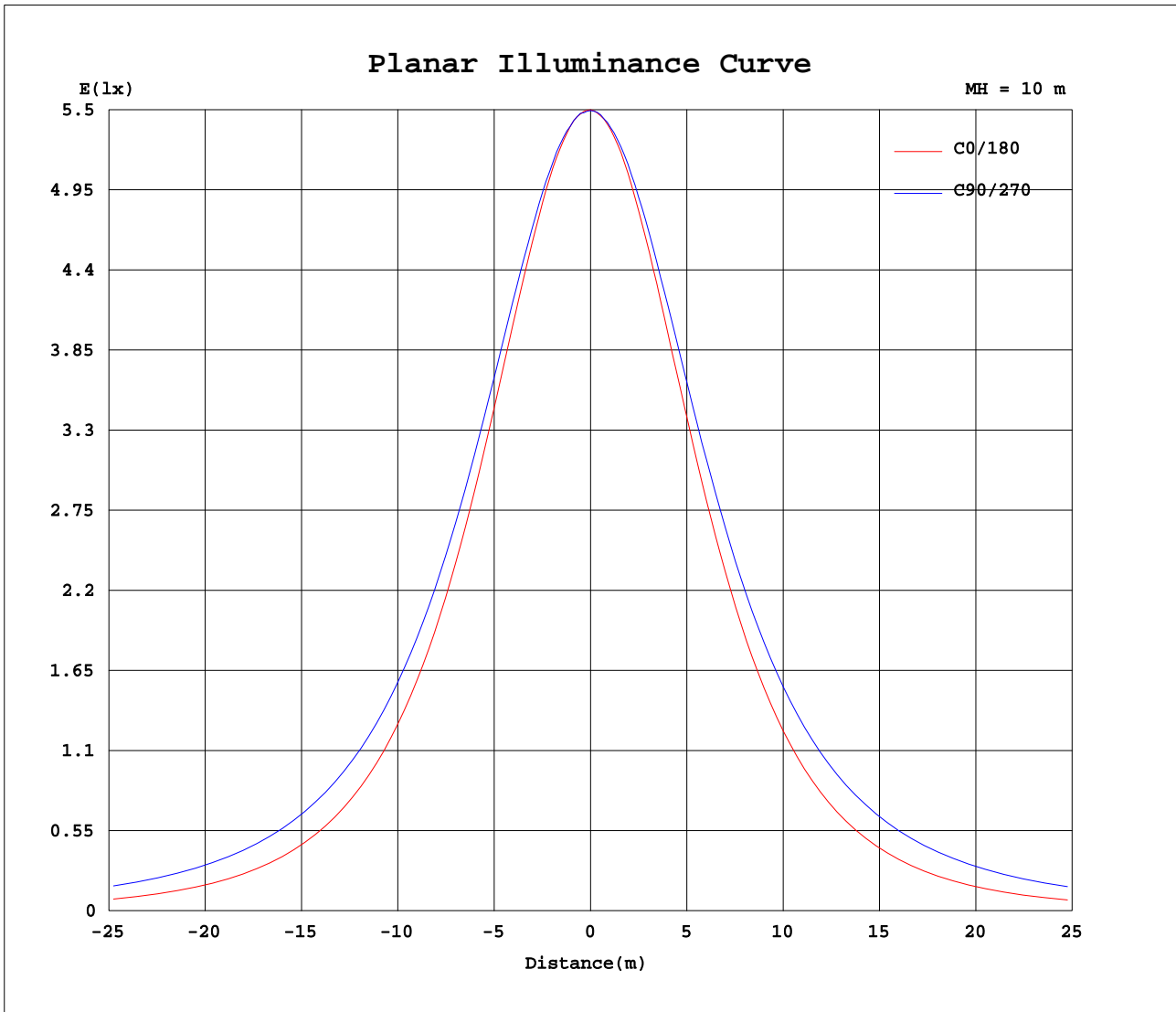
AvgL	cd/m2
L_0~180(65)av	55405
L_0~180(75)av	41850
L_0~180(85)av	15548
L_90~270(65)av	105572
L_90~270(75)av	144244
L_90~270(85)av	348038
L_45(65)av	84950
L_45(75)av	106357
L_45(85)av	231617

Standard: GB/T 29293-2012

C Range: 0 - 360DEG
C Interval: 22.5DEG
Test Speed: HIGH
Temperature:25.1DEG
Operators:Hill
Test Date:2022-05-21

γ Range: 0 - 180DEG
 γ Interval: 1.0DEG
Test System:EVERFINE GO-R5000_V2 SYSTEM V2.0.351
Humidity:44%
Test Distance:2.526m [K=1.0000]
Remarks:

Planar Illuminance Curve



C Range: 0 - 360DEG
 C Interval: 22.5DEG
 Test Speed: HIGH
 Temperature: 25.1DEG
 Operators: Hill
 Test Date: 2022-05-21

γ Range: 0 - 180DEG
 γ Interval: 1.0DEG
 Test System: EVERFINE GO-R5000_V2 SYSTEM V2.0.351
 Humidity: 44%
 Test Distance: 2.526m [K=1.0000]
 Remarks:

LUMINOUS DISTRIBUTION INTENSITY DATA

Test:U:119.99V I:0.2279A P:25W PF:0.9237 Freq:60.00Hz Lamp Flux:1750x1 lm		
NAME: ASD-LVF21-24D25CC-NK/BZ/BK 3000K	TYPE:N/A	WEIGHT:N/A
SPEC.:N/A	DIM.: N/A	SERIAL No.:N/A
MFR.: ASD Lighting corp	SUR.:N/A	Shielding Angle:N/A

Table--1

UNIT: cd

C(DEG)\ γ (DEG)	0	22.5	45	67.5	90	112.5	135	157.5	180	202.5	225	247.5	270	292.5	315	337.5			
0	550	550	550	550	550	550	550	550	550	550	550	550	550	550	550	550			
5	548	548	549	549	549	548	548	546	546	546	547	547	548	548	548	547			
10	541	542	544	545	546	544	542	539	537	538	540	542	543	543	542	540			
15	529	531	534	538	539	536	532	527	523	525	529	534	536	534	531	527			
20	512	514	522	527	529	525	518	510	504	507	515	521	524	523	517	511			
25	490	495	504	513	516	511	500	489	481	485	496	507	512	508	499	490			
30	464	471	484	497	502	494	479	465	454	460	474	489	495	491	478	465			
35	434	443	461	478	485	476	456	435	423	430	450	469	478	472	453	436			
40	400	411	435	457	465	454	429	405	387	398	423	446	457	449	427	405			
45	363	377	407	434	444	431	401	369	349	362	393	422	435	425	398	369			
50	321	340	377	409	420	405	370	333	308	325	363	396	411	398	367	331			
55	278	301	345	382	396	379	338	293	264	286	330	369	386	372	335	292			
60	232	260	312	354	369	350	306	253	218	245	297	341	359	343	301	251			
65	184	220	279	326	342	322	273	212	170	205	265	312	332	315	269	210			
70	135	179	247	297	315	293	241	173	122	166	233	284	305	286	236	169			
75	87.5	141	215	269	287	265	210	135	76.3	128	202	256	277	258	205	131			
80	44.3	107	186	241	261	238	181	102	36.2	96.3	174	229	250	231	176	97.4			
85	12.5	78.3	159	215	234	212	154	74.3	7.98	69.8	148	203	224	204	149	70.1			
90	0.21	56.3	135	189	209	187	131	53.3	0.12	50.3	124	179	200	180	125	49.7			
95	0.29	40.7	113	166	185	164	111	39.0	0.24	36.8	105	157	177	158	105	35.9			
100	0.95	30.4	95.1	145	163	143	93.0	29.2	1.05	27.9	87.9	136	155	136	87.7	27.0			
105	2.22	23.7	79.3	125	142	124	77.7	23.0	2.43	22.3	73.6	117	134	117	73.2	21.5			
110	3.93	19.5	65.9	107	122	106	64.7	19.1	4.02	18.9	61.6	100.0	115	100.0	61.2	18.3			
115	5.81	17.0	54.5	90.5	104	89.7	53.7	16.8	5.76	16.8	51.6	85.1	98.3	85.0	51.2	16.4			
120	7.68	15.5	45.5	76.0	88.0	75.5	45.0	15.7	7.50	15.7	43.5	71.9	83.4	71.6	43.0	15.4			
125	9.45	15.2	38.1	63.5	73.6	63.1	37.8	15.2	9.24	15.5	36.8	60.3	69.9	60.0	36.5	15.3			
130	11.1	15.2	32.2	52.3	61.0	52.1	31.9	15.2	10.8	15.5	31.3	50.2	58.1	50.1	31.1	15.5			
135	12.8	15.4	27.6	43.2	49.8	43.1	27.4	15.4	12.4	15.4	26.8	41.5	47.9	41.6	27.0	15.9			
140	14.4	15.8	24.5	36.0	40.6	35.5	24.6	16.2	13.8	15.3	23.9	34.2	39.2	34.7	24.5	16.4			
145	15.8	16.0	23.4	29.8	33.3	29.9	22.6	15.7	15.1	14.9	21.6	28.5	32.1	29.5	23.1	16.8			
150	17.2	16.6	21.0	26.1	28.3	26.5	21.0	16.4	16.4	14.7	19.7	24.6	27.5	26.3	22.0	17.2			
155	18.4	17.4	19.9	23.1	24.6	23.3	19.8	17.3	17.5	15.4	17.9	21.8	23.9	23.6	21.3	17.6			
160	18.9	18.2	19.8	20.9	21.8	21.0	18.7	17.4	17.1	16.6	16.8	19.4	21.4	21.6	20.2	18.1			
165	17.2	18.6	19.1	19.6	19.6	19.1	18.2	16.0	15.1	15.2	14.9	17.4	18.8	19.2	18.8	18.3			
170	14.8	18.5	18.6	19.5	19.3	18.0	16.0	13.7	12.9	13.0	12.6	14.9	17.9	18.9	18.5	17.5			
175	12.7	13.4	16.8	17.2	15.9	14.2	12.1	12.2	12.3	12.2	11.7	11.1	13.1	15.6	16.3	14.5			
180	14.5	13.8	13.6	7.68	6.69	10.8	12.4	13.9	14.2	14.2	13.4	12.6	8.13	7.31	9.99	12.7			

C Range: 0 - 360DEG
 C Interval: 22.5DEG
 Test Speed: HIGH
 Temperature:25.1DEG
 Operators:Hill
 Test Date:2022-05-21

γ Range: 0 - 180DEG
 γ Interval: 1.0DEG
 Test System:EVERFINE GO-R5000_V2 SYSTEM V2.0.351
 Humidity:44%
 Test Distance:2.526m [K=1.0000]
 Remarks: