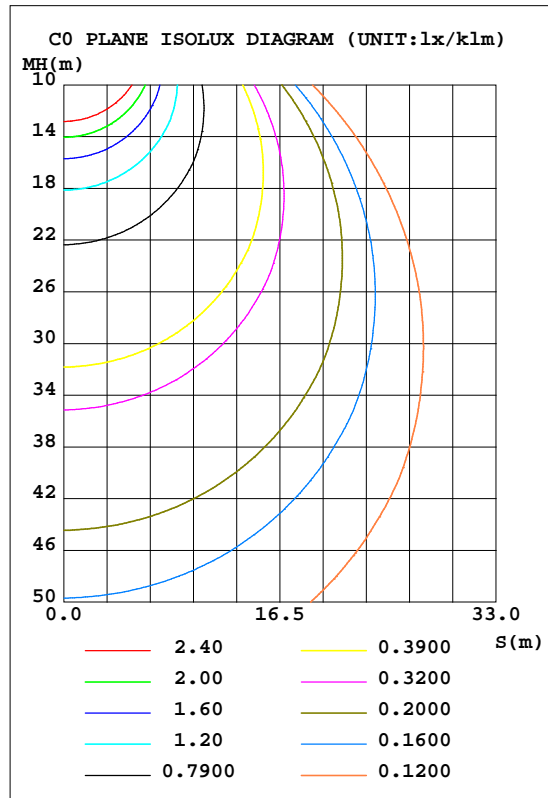
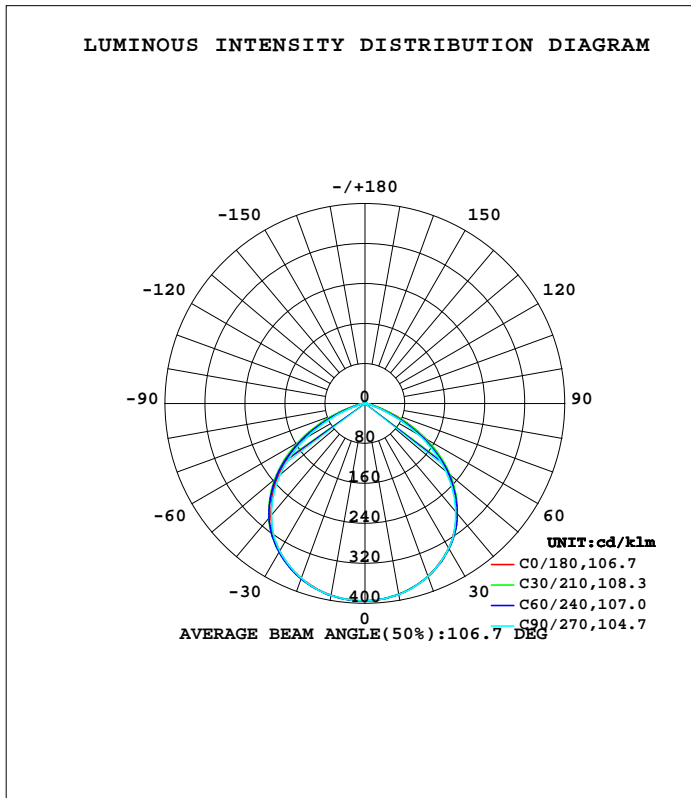


LUMINAIRE PHOTOMETRIC TEST REPORT

Test:U:120.20V I:0.0896A P:9.4000W PF:0.8210 Freq:59.98Hz Lamp Flux:688.046x1 lm		
NAME: LED DOWNLIGHT	TYPE:	WEIGHT:
SPEC.:	DIM.:	SERIAL No.:
MFR.: ASD LIGHTING CORP	SUR.:	Shielding Angle:

DATA OF LAMP		PHOTOMETRIC DATA Eff: 73.20 lm/W			
AMDBERKS-4D10AC-WH (3500K)		I <sub>max</sub> (cd/klm)	395.3	S/MH(C0/180)	1.28
NOMINAL POWER(W)	10	LOR(%)	100.0	S/MH(C90/270)	1.28
RATED VOLTAGE(V)	120	TOTAL FLUX(lm/klm)	1000.0	h UP, DN(C0-180)	0.5,48.9
NOMINAL FLUX(lm)	688.046	CIE CLASS	DIRECT	h UP, DN(C180-360)	0.4,50.2
LAMPS INSIDE	1	h up(%)	0.9	CIBSE SHR NOM	1.25
TEST VOLTAGE(V)	120	h down(%)	99.1	CIBSE SHR MAX	1.35



C Range: 0 - 360DEG  
 C Interval: 15.0DEG  
 Test Speed: HIGH  
 Temperature: 25.3DEG  
 Operators:  
 Test Date: 2022-03-14

g Range: 0 - 180DEG  
 g Interval: 1.0DEG  
 Test System: EVERFINE GO-2000B\_V1 SYSTEM V2.00.426  
 Humidity: 65.0%  
 Test Distance: 8.000m [K=1.0187]  
 Remarks:

## ZONAL FLUX DIAGRAM

## ZONAL FLUX DIAGRAM:

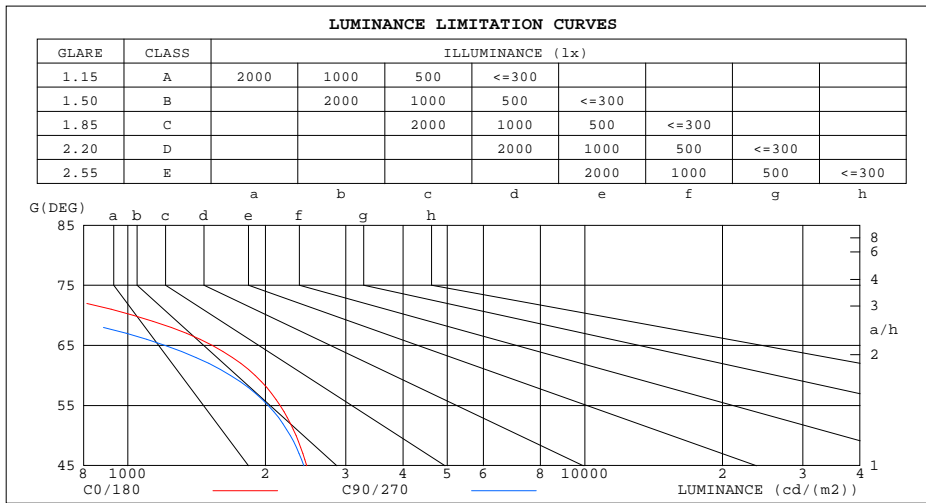
g	C0	C45	C90	C135	C180	C225	C270	C315	g	F zone	F total	%lum,lamp
10	387.7	388.2	388.1	389.2	389.5	390.4	390.3	389.1	0- 10	37.42	37.42	3.74,3.74
20	367.8	369.0	368.6	371.3	372.5	373.7	372.3	371.6	10- 20	107.7	145.1	14.5,14.5
30	334.7	336.5	335.0	340.4	341.3	343.8	341.1	340.0	20- 30	164.3	309.5	30.9,30.9
40	283.8	290.5	282.4	295.6	293.0	300.7	291.0	294.4	30- 40	198.5	508.0	50.8,50.8
50	218.1	222.3	211.8	228.9	227.7	235.7	221.6	226.5	40- 50	200.3	708.3	70.8,70.8
60	138.0	135.8	121.9	142.1	147.7	150.6	133.6	139.6	50- 60	163.9	872.3	87.2,87.2
70	51.10	43.72	33.43	48.13	61.92	56.32	41.71	46.11	60- 70	91.40	963.7	96.4,96.4
80	10.52	7.527	6.857	8.766	12.89	10.04	8.140	8.071	70- 80	24.15	987.8	98.8,98.8
90	0.2241	0.2245	0.2037	0.1835	0.3042	0.1770	0.1018	0.1428	80- 90	3.500	991.3	99.1,99.1
100	0.5636	0.5441	0.5155	0.4759	0.4218	0.3940	0.3468	0.4277	90-100	0.3256	991.7	99.2,99.2
110	0.9914	0.9657	0.9228	0.8836	0.8497	0.7950	0.7473	0.8217	100-110	0.6942	992.3	99.2,99.2
120	1.447	1.421	1.378	1.339	1.298	1.230	1.189	1.277	110-120	1.082	993.4	99.3,99.3
130	1.888	1.843	1.826	1.767	1.740	1.645	1.637	1.698	120-130	1.379	994.8	99.5,99.5
140	2.249	2.169	2.179	2.113	2.086	1.998	2.024	2.031	130-140	1.495	996.3	99.6,99.6
150	2.514	2.475	2.478	2.433	2.378	2.338	2.343	2.371	140-150	1.416	997.7	99.8,99.8
160	2.799	2.767	2.756	2.732	2.664	2.644	2.675	2.704	150-160	1.184	998.9	99.9,99.9
170	3.017	3.005	2.981	2.983	2.949	2.944	2.940	2.969	160-170	0.8082	999.7	100,100
180	3.119	3.134	3.116	3.132	3.125	3.120	3.110	3.153	170-180	0.2898	1000	100,100
DEG	LUMINOUS INTENSITY:cd/klm									UNIT:lm/klm		

C Range: 0 - 360DEG  
C Interval: 15.0DEG  
Test Speed: HIGH  
Temperature:25.3DEG  
Operators:  
Test Date:2022-03-14

g Range: 0 - 180DEG  
g Interval: 1.0DEG  
Test System:EVERFINE GO-2000B\_V1 SYSTEM V2.00.426  
Humidity:65.0%  
Test Distance:8.000m [K=1.0187]  
Remarks:

LUMINANCE LIMITATION CURVES

Test:U:120.20V I:0.0896A P:9.4000W PF:0.8210 Freq:59.98Hz Lamp Flux:688.046x1 lm		
NAME: LED DOWNLIGHT	TYPE:	WEIGHT:
SPEC.:	DIM.:	SERIAL No.:
MFR.: ASD LIGHTING CORP	SUR.:	Shielding Angle:



LUMINANCE cd/(m2)		
G(DEG)	C0/180	C90/270
85	294	76
80	417	272
75	531	387
70	1028	673
65	1530	1207
60	1899	1678
55	2155	2031
50	2334	2268
45	2462	2430

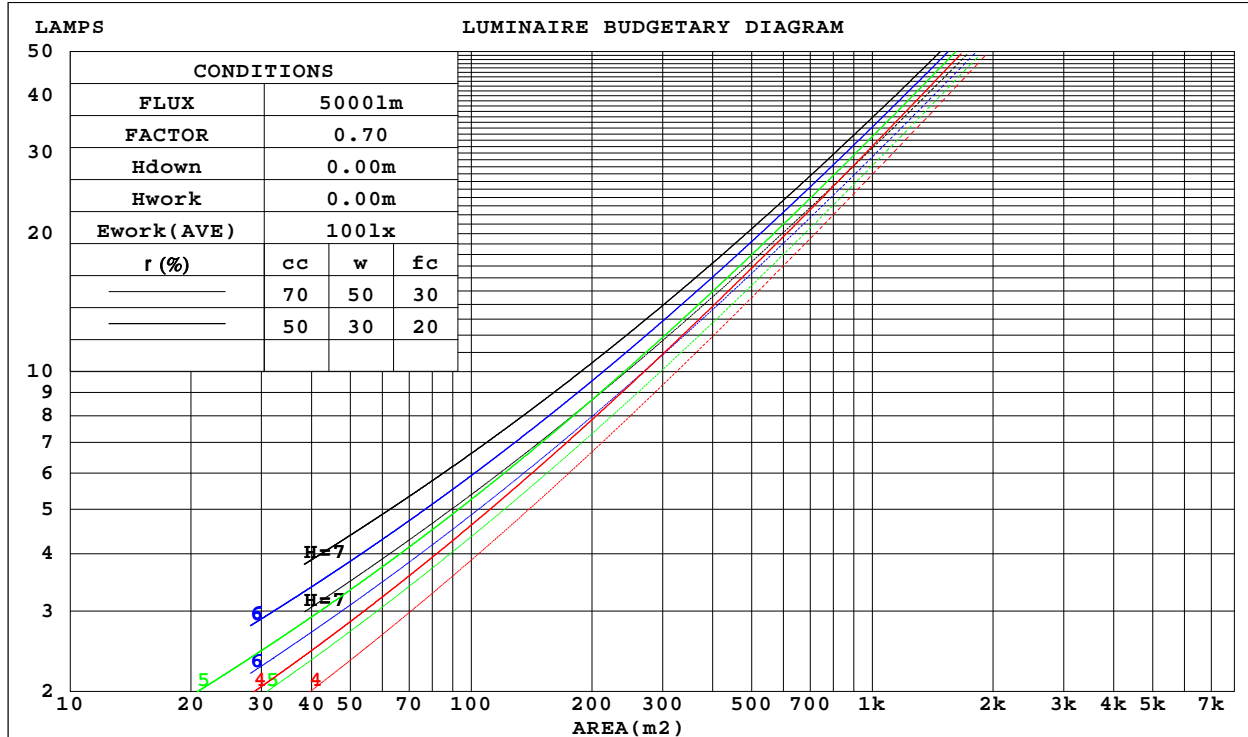
C Range: 0 - 360DEG  
 C Interval: 15.0DEG  
 Test Speed: HIGH  
 Temperature: 25.3DEG  
 Operators:  
 Test Date: 2022-03-14

g Range: 0 - 180DEG  
 g Interval: 1.0DEG  
 Test System: EVERFINE GO-2000B\_V1 SYSTEM V2.00.426  
 Humidity: 65.0%  
 Test Distance: 8.000m [K=1.0187]  
 Remarks:

CU AND LUMINAIRE BUDGETARY ESTIMATE DIAGRAM

Test:U:120.20V I:0.0896A P:9.4000W PF:0.8210 Freq:59.98Hz Lamp Flux:688.046x1 lm		
NAME: LED DOWNLIGHT	TYPE:	WEIGHT:
SPEC.:	DIM.:	SERIAL No.:
MFR.: ASD LIGHTING CORP	SUR.:	Shielding Angle:

r cc	80%			70%			50%			30%			10%			0
r w	50%	30%	10%	50%	30%	10%	50%	30%	10%	50%	30%	10%	50%	30%	10%	0
r fc	20%			20%			20%			20%			20%			0
RCR	RCR:Room Cavity Ratio						Coefficients of Utilization(CU)									
0.0	1.19	1.19	1.19	1.16	1.16	1.16	1.11	1.11	1.11	1.06	1.06	1.06	1.01	1.01	1.01	.99
1.0	1.06	1.02	.99	1.04	1.01	.98	.99	.97	.94	.95	.93	.91	.92	.90	.88	.86
2.0	.94	.88	.83	.92	.86	.82	.88	.84	.80	.85	.81	.78	.82	.79	.76	.74
3.0	.83	.76	.70	.82	.75	.69	.79	.73	.68	.76	.71	.67	.73	.69	.66	.63
4.0	.74	.66	.60	.73	.65	.59	.70	.64	.59	.68	.62	.58	.66	.61	.57	.55
5.0	.67	.58	.52	.65	.58	.52	.63	.56	.51	.61	.55	.50	.59	.54	.50	.48
6.0	.60	.52	.46	.59	.51	.45	.57	.50	.45	.56	.49	.44	.54	.48	.44	.42
7.0	.55	.46	.40	.54	.46	.40	.52	.45	.40	.51	.44	.40	.49	.44	.39	.37
8.0	.50	.42	.36	.49	.41	.36	.48	.41	.36	.47	.40	.35	.45	.40	.35	.33
9.0	.46	.38	.33	.45	.38	.32	.44	.37	.32	.43	.37	.32	.42	.36	.32	.30
10.0	.42	.35	.30	.42	.34	.29	.41	.34	.29	.40	.33	.29	.39	.33	.29	.27



C Range: 0 - 360DEG  
 C Interval: 15.0DEG  
 Test Speed: HIGH  
 Temperature:25.3DEG  
 Operators:  
 Test Date:2022-03-14

g Range: 0 - 180DEG  
 g Interval: 1.0DEG  
 Test System:EVERFINE GO-2000B\_V1 SYSTEM V2.00.426  
 Humidity:65.0%  
 Test Distance:8.000m [K=1.0187]  
 Remarks:

WEC AND CCEC

Test:U:120.20V I:0.0896A P:9.4000W PF:0.8210 Freq:59.98Hz Lamp Flux:688.046x1 lm		
NAME: LED DOWNLIGHT	TYPE:	WEIGHT:
SPEC.:	DIM.:	SERIAL No.:
MFR.: ASD LIGHTING CORP	SUR.:	Shielding Angle:

r cc	80%			70%			50%			30%			10%			0
r w	50%	30%	10%	50%	30%	10%	50%	30%	10%	50%	30%	10%	50%	30%	10%	0
r fc	20%			20%			20%			20%			20%			0
RCR	RCR:Room Cavity Ratio						Wall Exitance Coefficients(WEC)									
0.0																
1.0	.263	.149	.047	.255	.146	.046	.242	.139	.044	.229	.132	.042	.218	.126	.041	
2.0	.256	.141	.043	.250	.138	.042	.238	.132	.041	.227	.128	.040	.217	.123	.039	
3.0	.243	.130	.039	.238	.127	.038	.227	.123	.037	.218	.119	.037	.209	.116	.036	
4.0	.229	.119	.035	.224	.117	.035	.215	.114	.034	.206	.111	.033	.198	.108	.033	
5.0	.215	.109	.032	.210	.108	.031	.202	.105	.031	.194	.102	.030	.187	.100	.030	
6.0	.201	.101	.029	.197	.100	.029	.190	.097	.028	.183	.095	.028	.176	.093	.028	
7.0	.189	.093	.026	.185	.092	.026	.179	.090	.026	.172	.088	.026	.167	.087	.025	
8.0	.177	.087	.024	.174	.086	.024	.168	.084	.024	.163	.082	.024	.157	.081	.024	
9.0	.167	.081	.023	.164	.080	.022	.159	.079	.022	.154	.077	.022	.149	.076	.022	
10.0	.158	.076	.021	.155	.075	.021	.150	.074	.021	.146	.072	.021	.142	.071	.020	

r cc	80%			70%			50%			30%			10%			0
r w	50%	30%	10%	50%	30%	10%	50%	30%	10%	50%	30%	10%	50%	30%	10%	0
r fc	20%			20%			20%			20%			20%			0
RCR	RCR:Room Cavity Ratio						Ceiling Cavity Exitance Coefficients(CCEC)									
0.0	.197	.197	.197	.168	.168	.168	.115	.115	.115	.066	.066	.066	.021	.021	.021	
1.0	.184	.163	.145	.157	.140	.125	.108	.096	.086	.062	.056	.050	.020	.018	.016	
2.0	.174	.139	.109	.149	.119	.094	.102	.083	.066	.059	.048	.039	.019	.016	.013	
3.0	.166	.121	.085	.142	.104	.074	.098	.072	.052	.056	.042	.030	.018	.014	.010	
4.0	.159	.107	.068	.136	.093	.059	.094	.065	.042	.054	.038	.025	.017	.012	.008	
5.0	.152	.097	.056	.130	.084	.049	.090	.058	.035	.052	.034	.021	.017	.011	.007	
6.0	.145	.088	.048	.124	.076	.042	.086	.054	.029	.050	.031	.017	.016	.010	.006	
7.0	.138	.081	.041	.119	.071	.036	.082	.049	.026	.048	.029	.015	.015	.010	.005	
8.0	.132	.076	.037	.114	.066	.032	.079	.046	.023	.046	.027	.013	.015	.009	.004	
9.0	.127	.071	.033	.109	.061	.029	.076	.043	.020	.044	.025	.012	.014	.008	.004	
10.0	.121	.066	.030	.105	.058	.026	.073	.041	.019	.042	.024	.011	.014	.008	.004	

C Range: 0 - 360DEG  
 C Interval: 15.0DEG  
 Test Speed: HIGH  
 Temperature:25.3DEG  
 Operators:  
 Test Date:2022-03-14

g Range: 0 - 180DEG  
 g Interval: 1.0DEG  
 Test System:EVERFINE GO-2000B\_V1 SYSTEM V2.00.426  
 Humidity:65.0%  
 Test Distance:8.000m [K=1.0187]  
 Remarks:

UGR(Unified Glare Rating) Table

Test:U:120.20V I:0.0896A P:9.4000W PF:0.8210 Freq:59.98Hz Lamp Flux:688.046x1 lm										
NAME: LED DOWNLIGHT					TYPE:			WEIGHT:		
SPEC.:					DIM.:			SERIAL No.:		
MFR.: ASD LIGHTING CORP					SUR.:			Shielding Angle:		
ceiling/cavity	0.7	0.7	0.5	0.5	0.3	0.7	0.7	0.5	0.5	0.3
walls	0.5	0.3	0.5	0.3	0.3	0.5	0.3	0.5	0.3	0.3
working plane	0.2	0.2	0.2	0.2	0.2	0.2	0.2	0.2	0.2	0.2
Room dimensions	Viewed crosswise					Viewed endwise				
x = 2H y = 2H	16.0	17.5	16.4	17.9	18.2	15.6	17.1	16.0	17.4	17.8
3H	16.8	18.2	17.2	18.5	18.9	16.0	17.4	16.4	17.7	18.1
4H	16.9	18.1	17.3	18.5	18.9	16.0	17.3	16.5	17.7	18.1
6H	16.9	18.1	17.3	18.4	18.9	16.0	17.2	16.4	17.6	18.0
8H	16.9	18.0	17.3	18.4	18.8	16.0	17.1	16.4	17.5	17.9
12H	16.9	17.9	17.3	18.3	18.8	16.0	17.0	16.4	17.4	17.9
4H 2H	16.3	17.6	16.7	17.9	18.3	16.0	17.3	16.4	17.6	18.0
3H	17.2	18.2	17.6	18.6	19.1	16.5	17.6	16.9	18.0	18.4
4H	17.3	18.2	17.7	18.6	19.1	16.5	17.5	17.0	17.9	18.4
6H	17.3	18.1	17.8	18.6	19.1	16.6	17.4	17.0	17.8	18.3
8H	17.3	18.1	17.8	18.5	19.0	16.5	17.3	17.0	17.7	18.2
12H	17.3	18.0	17.8	18.5	18.9	16.5	17.2	17.0	17.7	18.1
8H 4H	17.2	18.0	17.7	18.4	18.9	16.5	17.3	17.0	17.8	18.3
6H	17.3	17.9	17.8	18.4	18.9	16.6	17.2	17.1	17.7	18.2
8H	17.3	17.8	17.8	18.3	18.9	16.5	17.1	17.1	17.6	18.1
12H	17.3	17.8	17.8	18.3	18.8	16.5	17.0	17.0	17.5	18.1
12H 4H	17.2	17.9	17.7	18.4	18.9	16.5	17.2	17.0	17.7	18.2
6H	17.2	17.8	17.8	18.3	18.8	16.5	17.1	17.1	17.6	18.1
8H	17.2	17.7	17.8	18.2	18.8	16.5	17.0	17.0	17.5	18.1
CIE190: 2010										

CIE190: 2010  
Area: 0.1 m2

C Range: 0 - 360DEG  
C Interval: 15.0DEG  
Test Speed: HIGH  
Temperature:25.3DEG  
Operators:  
Test Date:2022-03-14

g Range: 0 - 180DEG  
g Interval: 1.0DEG  
Test System:EVERFINE GO-2000B\_V1 SYSTEM V2.00.426  
Humidity:65.0%  
Test Distance:8.000m [K=1.0187]  
Remarks:

## UTILIZATION FACTORS TABLE

Test:U:120.20V I:0.0896A P:9.4000W PF:0.8210 Freq:59.98Hz Lamp Flux:688.046x1 lm		
NAME: LED DOWNLIGHT	TYPE:	WEIGHT:
SPEC.:	DIM.:	SERIAL No.:
MFR.: ASD LIGHTING CORP	SUR.:	Shielding Angle:

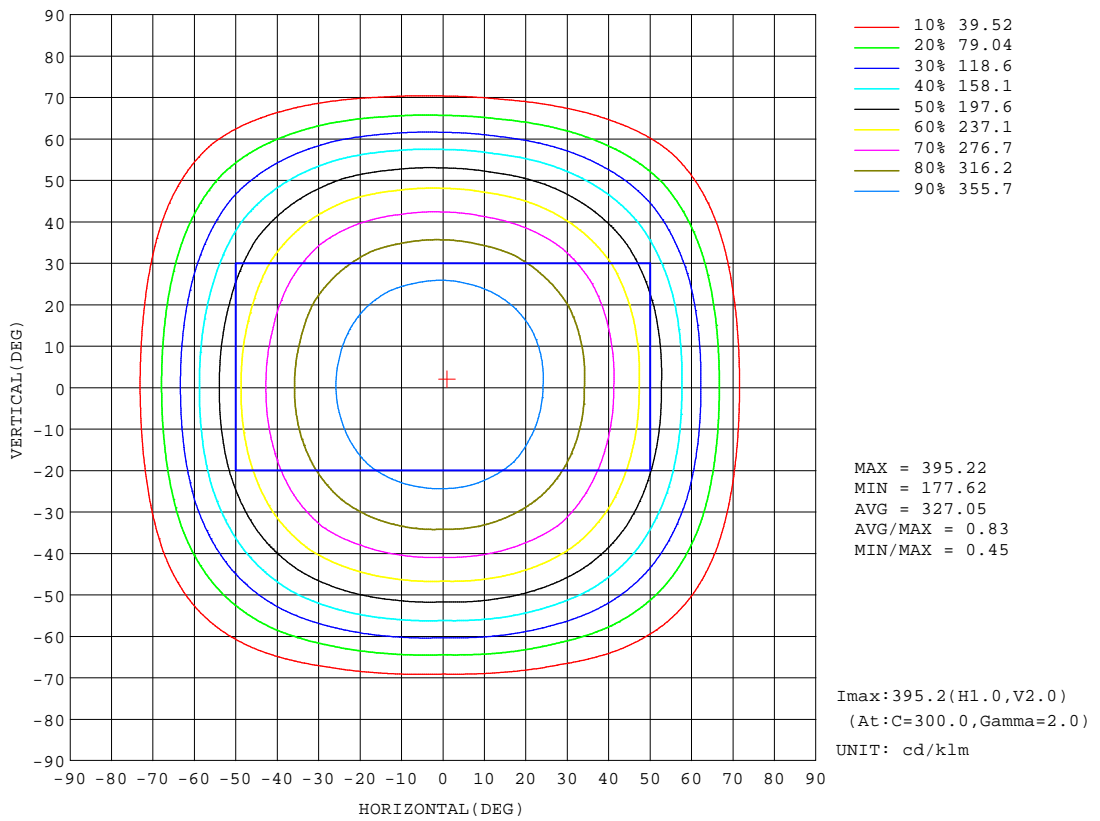
REFLECTANCE										
Ceiling	0.8	0.8	0.8	0.7	0.7	0.7	0.5	0.5	0.5	0
Walls	0.7	0.5	0.3	0.7	0.5	0.3	0.7	0.5	0.3	0
Working plane	0.2	0.2	0.2	0.2	0.2	0.2	0.2	0.2	0.2	0
ROOM INDEX	UTILIZATION FACTORS (PERCENT) $k(RI) \times RCR = 5$									
k = 0.60	60	49	43	60	49	43	59	49	42	36
0.80	71	60	53	70	60	53	68	59	53	46
1.00	80	70	63	79	69	63	76	70	62	56
1.25	87	78	71	86	77	71	83	75	70	63
1.50	92	83	77	90	82	76	87	80	75	68
2.00	98	91	85	96	90	84	93	87	83	75
2.50	102	95	90	100	94	89	96	91	87	79
3.00	105	99	94	103	97	93	99	94	91	82
4.00	108	103	99	106	101	98	102	98	95	86
5.00	110	106	103	108	104	101	103	100	98	89
ROOM INDEX	UF(total)									Direct
According to DIN EN 13032-2 2004			Suspended				SHRNOM = 1.25			

C Range: 0 - 360DEG  
C Interval: 15.0DEG  
Test Speed: HIGH  
Temperature: 25.3DEG  
Operators:  
Test Date: 2022-03-14

g Range: 0 - 180DEG  
g Interval: 1.0DEG  
Test System: EVERFINE GO-2000B\_V1 SYSTEM V2.00.426  
Humidity: 65.0%  
Test Distance: 8.000m [K=1.0187]  
Remarks:

ISOCANDELA DIAGRAM

Test:U:120.20V I:0.0896A P:9.4000W PF:0.8210 Freq:59.98Hz Lamp Flux:688.046x1 lm		
NAME: LED DOWNLIGHT	TYPE:	WEIGHT:
SPEC.:	DIM.:	SERIAL No.:
MFR.: ASD LIGHTING CORP	SUR.:	Shielding Angle:



C Range: 0 - 360DEG  
 C Interval: 15.0DEG  
 Test Speed: HIGH  
 Temperature:25.3DEG  
 Operators:  
 Test Date:2022-03-14

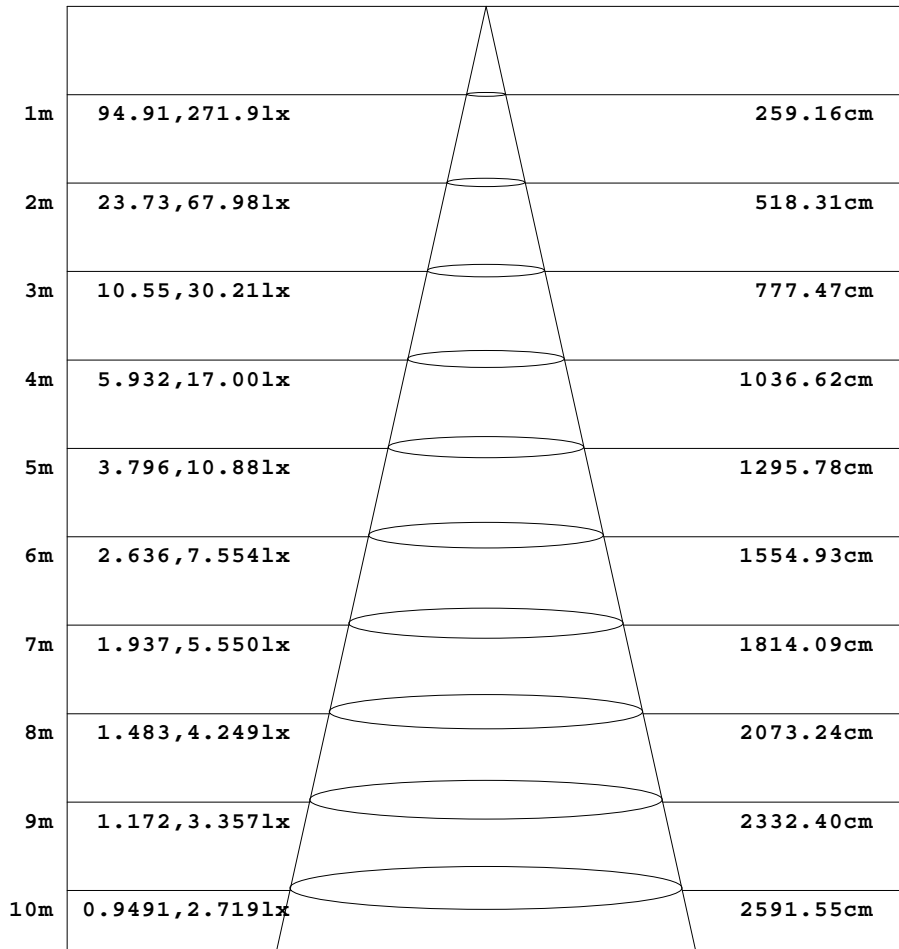
g Range: 0 - 180DEG  
 g Interval: 1.0DEG  
 Test System:EVERFINE GO-2000B\_V1 SYSTEM V2.00.426  
 Humidity:65.0%  
 Test Distance:8.000m [K=1.0187]  
 Remarks:



AAI Figure

Test:U:120.20V I:0.0896A P:9.4000W PF:0.8210 Freq:59.98Hz Lamp Flux:688.046x1 lm		
NAME: LED DOWNLIGHT	TYPE:	WEIGHT:
SPEC.:	DIM.:	SERIAL No.:
MFR.: ASD LIGHTING CORP	SUR.:	Shielding Angle:

Flux out:525.1 lm



Height                      Eavg, Emax                      Angle:104.68deg                      Diameter

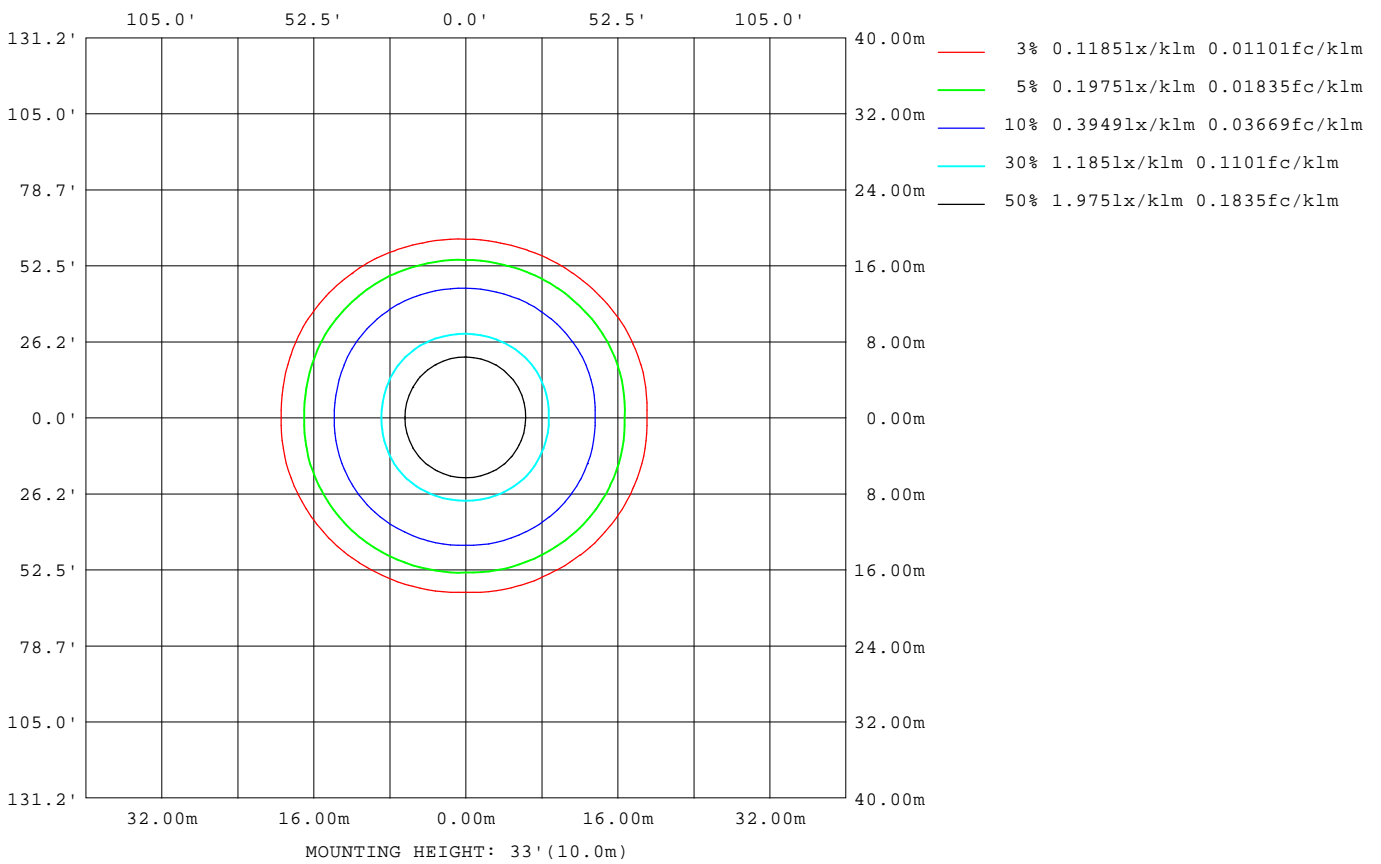
Note:The Curves indicate the illuminated area and the average illumination when the luminaire is at different distance.

C Range: 0 - 360DEG  
 C Interval: 15.0DEG  
 Test Speed: HIGH  
 Temperature:25.3DEG  
 Operators:  
 Test Date:2022-03-14

g Range: 0 - 180DEG  
 g Interval: 1.0DEG  
 Test System:EVERFINE GO-2000B\_V1 SYSTEM V2.00.426  
 Humidity:65.0%  
 Test Distance:8.000m [K=1.0187]  
 Remarks:

ISOLUX DIAGRAM

Test:U:120.20V I:0.0896A P:9.4000W PF:0.8210 Freq:59.98Hz Lamp Flux:688.046x1 lm		
NAME: LED DOWNLIGHT	TYPE:	WEIGHT:
SPEC.:	DIM.:	SERIAL No.:
MFR.: ASD LIGHTING CORP	SUR.:	Shielding Angle:



C Range: 0 - 360DEG  
 C Interval: 15.0DEG  
 Test Speed: HIGH  
 Temperature: 25.3DEG  
 Operators:  
 Test Date: 2022-03-14

g Range: 0 - 180DEG  
 g Interval: 1.0DEG  
 Test System: EVERFINE GO-2000B\_V1 SYSTEM V2.00.426  
 Humidity: 65.0%  
 Test Distance: 8.000m [K=1.0187]  
 Remarks:

## LED Avg.L Report

Test:U:120.20V I:0.0896A P:9.4000W PF:0.8210 Freq:59.98Hz Lamp Flux:688.046x1 lm		
NAME: LED DOWNLIGHT	TYPE:	WEIGHT:
SPEC.:	DIM.:	SERIAL No.:
MFR.: ASD LIGHTING CORP	SUR.:	Shielding Angle:

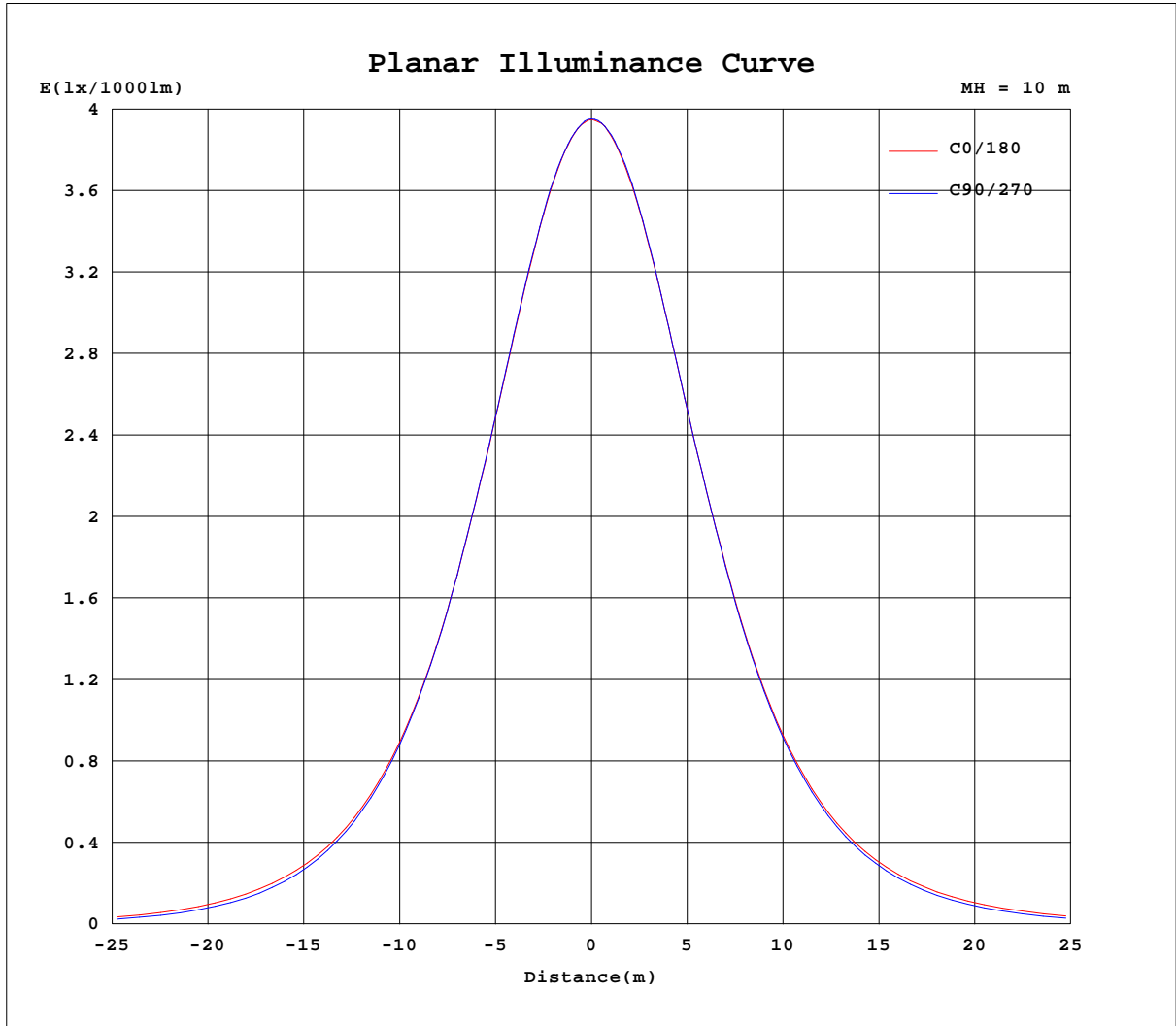
AvgL	cd/m2
L_0~180(65)av	1614
L_0~180(75)av	642
L_0~180(85)av	384
L_90~270(65)av	1296
L_90~270(75)av	413
L_90~270(85)av	96
L_45(65)av	1522
L_45(75)av	515
L_45(85)av	150

Standard: GB/T 29293-2012

C Range: 0 - 360DEG  
C Interval: 15.0DEG  
Test Speed: HIGH  
Temperature:25.3DEG  
Operators:  
Test Date:2022-03-14

g Range: 0 - 180DEG  
g Interval: 1.0DEG  
Test System:EVERFINE GO-2000B\_V1 SYSTEM V2.00.426  
Humidity:65.0%  
Test Distance:8.000m [K=1.0187]  
Remarks:

Planar Illuminance Curve



C Range: 0 - 360DEG  
 C Interval: 15.0DEG  
 Test Speed: HIGH  
 Temperature: 25.3DEG  
 Operators:  
 Test Date: 2022-03-14

g Range: 0 - 180DEG  
 g Interval: 1.0DEG  
 Test System: EVERFINE GO-2000B\_V1 SYSTEM V2.00.426  
 Humidity: 65.0%  
 Test Distance: 8.000m [K=1.0187]  
 Remarks:

LUMINOUS DISTRIBUTION INTENSITY DATA

Test:U:120.20V I:0.0896A P:9.4000W PF:0.8210 Freq:59.98Hz Lamp Flux:688.046x1 lm		
NAME: LED DOWNLIGHT	TYPE:	WEIGHT:
SPEC.:	DIM.:	SERIAL No.:
MFR.: ASD LIGHTING CORP	SUR.:	Shielding Angle:

Table--1

UNIT: cd/klm

C(DEG) g (DEG)	0	15	30	45	60	75	90	105	120	135	150	165	180	195	210	225	240	255	270
0	395	395	395	395	395	395	395	395	395	395	395	395	395	395	395	395	395	395	395
5	393	393	393	393	393	393	393	393	393	394	394	394	394	394	394	394	394	394	394
10	388	388	387	388	388	388	388	389	389	389	389	390	390	390	390	390	390	390	390
15	380	380	379	380	380	380	380	381	381	382	382	383	383	383	383	384	383	383	383
20	368	368	368	369	369	369	369	369	370	371	372	372	372	373	373	374	374	373	372
25	353	353	353	354	354	354	353	354	356	358	358	358	358	359	360	361	360	359	358
30	335	335	335	336	336	335	335	337	338	340	341	341	341	342	343	344	344	342	341
35	312	313	315	315	314	313	312	314	317	320	321	321	321	322	324	324	324	321	319
40	284	285	288	290	287	285	282	286	290	296	296	294	293	295	300	301	299	293	291
45	253	255	257	260	255	252	250	253	258	266	266	264	263	264	270	272	268	262	259
50	218	220	223	222	219	215	212	216	222	229	232	230	228	230	236	236	233	226	222
55	180	183	183	182	176	173	169	174	181	188	191	192	189	192	198	196	192	184	180
60	138	141	139	136	129	126	122	127	134	142	147	150	148	151	154	151	146	138	134
65	94.0	96.1	92.4	87.5	80.2	77.4	74.1	78.6	84.3	93.2	99.7	105	104	107	108	102	97.0	89.4	85.1
70	51.1	51.7	48.2	43.7	37.5	35.3	33.4	36.7	40.6	48.1	54.8	60.6	61.9	63.3	62.6	56.3	50.7	44.6	41.7
75	20.0	20.2	19.1	17.0	15.2	15.0	14.5	15.4	16.1	19.0	23.0	26.8	28.3	28.4	27.6	23.5	19.8	17.4	16.5
80	10.5	10.1	8.37	7.53	6.88	6.86	6.86	7.27	7.72	8.77	9.77	11.8	12.9	12.7	11.4	10.0	9.33	8.55	8.14
85	3.73	3.06	1.73	1.11	0.90	0.94	0.96	1.15	1.26	1.92	2.85	4.41	5.99	5.42	4.06	3.13	2.53	1.74	1.49
90	0.22	0.22	0.24	0.22	0.22	0.22	0.20	0.14	0.16	0.18	0.21	0.20	0.30	0.25	0.19	0.18	0.14	0.12	0.10
95	0.37	0.37	0.38	0.36	0.37	0.36	0.34	0.29	0.30	0.31	0.32	0.31	0.25	0.26	0.24	0.24	0.22	0.22	0.20
100	0.56	0.56	0.56	0.54	0.54	0.54	0.52	0.46	0.47	0.48	0.49	0.50	0.42	0.43	0.39	0.39	0.37	0.36	0.35
105	0.77	0.77	0.77	0.75	0.74	0.73	0.71	0.65	0.67	0.67	0.69	0.70	0.63	0.63	0.59	0.58	0.55	0.54	0.54
110	0.99	0.99	0.98	0.97	0.96	0.95	0.92	0.87	0.88	0.88	0.90	0.92	0.85	0.84	0.80	0.80	0.75	0.76	0.75
115	1.23	1.21	1.21	1.19	1.20	1.18	1.15	1.09	1.10	1.11	1.13	1.15	1.05	1.05	1.02	1.01	0.98	0.97	0.96
120	1.45	1.45	1.45	1.42	1.41	1.41	1.38	1.34	1.33	1.34	1.36	1.38	1.30	1.28	1.24	1.23	1.20	1.19	1.19
125	1.69	1.68	1.66	1.64	1.63	1.63	1.62	1.56	1.56	1.56	1.58	1.60	1.53	1.50	1.46	1.44	1.41	1.41	1.42
130	1.89	1.88	1.86	1.84	1.83	1.84	1.83	1.77	1.77	1.77	1.79	1.79	1.74	1.70	1.67	1.64	1.62	1.63	1.64
135	2.08	2.06	2.05	2.02	1.99	2.03	2.03	1.96	1.95	1.95	1.97	1.98	1.92	1.89	1.85	1.83	1.81	1.83	1.84
140	2.25	2.23	2.22	2.17	2.17	2.17	2.18	2.13	2.11	2.11	2.15	2.15	2.09	2.06	2.03	2.00	1.98	2.00	2.02
145	2.39	2.37	2.34	2.31	2.32	2.34	2.33	2.30	2.27	2.26	2.30	2.32	2.24	2.22	2.20	2.17	2.15	2.17	2.20
150	2.51	2.50	2.48	2.47	2.49	2.48	2.48	2.44	2.42	2.43	2.43	2.45	2.38	2.34	2.32	2.34	2.32	2.32	2.34
155	2.64	2.63	2.62	2.62	2.64	2.65	2.63	2.63	2.60	2.58	2.59	2.60	2.50	2.50	2.49	2.49	2.49	2.52	2.52
160	2.80	2.78	2.77	2.77	2.81	2.81	2.76	2.77	2.76	2.73	2.73	2.75	2.66	2.68	2.64	2.64	2.68	2.70	2.68
165	2.95	2.91	2.90	2.90	2.93	2.92	2.89	2.89	2.89	2.87	2.87	2.90	2.84	2.84	2.81	2.81	2.81	2.84	2.82
170	3.02	3.01	3.00	3.01	3.02	3.02	2.98	2.96	2.99	2.98	3.00	3.00	2.95	2.96	2.94	2.94	2.94	2.93	2.94
175	3.09	3.09	3.09	3.09	3.09	3.09	3.07	3.06	3.06	3.08	3.08	3.08	3.04	3.04	3.06	3.05	3.04	3.04	3.04
180	3.12	3.11	3.12	3.13	3.13	3.11	3.12	3.12	3.12	3.13	3.14	3.13	3.13	3.12	3.11	3.12	3.12	3.12	3.11

C Range: 0 - 360DEG  
 C Interval: 15.0DEG  
 Test Speed: HIGH  
 Temperature:25.3DEG  
 Operators:  
 Test Date:2022-03-14

g Range: 0 - 180DEG  
 g Interval: 1.0DEG  
 Test System:EVERFINE GO-2000B\_V1 SYSTEM V2.00.426  
 Humidity:65.0%  
 Test Distance:8.000m [K=1.0187]  
 Remarks:

LUMINOUS DISTRIBUTION INTENSITY DATA

Test:U:120.20V I:0.0896A P:9.4000W PF:0.8210 Freq:59.98Hz Lamp Flux:688.046x1 lm		
NAME: LED DOWNLIGHT	TYPE:	WEIGHT:
SPEC.:	DIM.:	SERIAL No.:
MFR.: ASD LIGHTING CORP	SUR.:	Shielding Angle:

Table--2

UNIT: cd/klm

C(DEG) g (DEG)	285	300	315	330	345														
0	395	395	395	395	395														
5	394	394	394	393	393														
10	390	390	389	389	389														
15	382	383	382	382	381														
20	372	372	372	371	370														
25	358	358	358	357	355														
30	340	341	340	339	337														
35	318	320	319	319	315														
40	290	293	294	293	288														
45	258	261	264	263	258														
50	221	225	226	229	224														
55	179	183	186	188	186														
60	132	136	140	144	144														
65	83.8	87.0	90.8	97.3	98.4														
70	40.6	42.7	46.1	52.0	53.4														
75	16.3	16.7	18.0	20.9	21.2														
80	7.78	7.88	8.07	8.83	9.95														
85	1.33	1.26	1.44	2.10	2.84														
90	0.10	0.10	0.14	0.15	0.16														
95	0.22	0.22	0.26	0.28	0.30														
100	0.37	0.39	0.43	0.44	0.48														
105	0.56	0.57	0.61	0.64	0.67														
110	0.76	0.79	0.82	0.85	0.88														
115	0.98	1.01	1.04	1.07	1.11														
120	1.21	1.22	1.28	1.30	1.33														
125	1.44	1.46	1.49	1.52	1.56														
130	1.66	1.66	1.70	1.73	1.76														
135	1.87	1.86	1.87	1.92	1.94														
140	2.05	2.04	2.03	2.09	2.12														
145	2.21	2.19	2.21	2.22	2.26														
150	2.36	2.34	2.37	2.36	2.38														
155	2.55	2.54	2.53	2.53	2.55														
160	2.72	2.72	2.70	2.68	2.72														
165	2.85	2.87	2.86	2.84	2.87														
170	2.97	2.98	2.97	2.96	2.98														
175	3.06	3.06	3.08	3.08	3.08														
180	3.12	3.12	3.15	3.13	3.13														

C Range: 0 - 360DEG  
 C Interval: 15.0DEG  
 Test Speed: HIGH  
 Temperature:25.3DEG  
 Operators:  
 Test Date:2022-03-14

g Range: 0 - 180DEG  
 g Interval: 1.0DEG  
 Test System:EVERFINE GO-2000B\_V1 SYSTEM V2.00.426  
 Humidity:65.0%  
 Test Distance:8.000m [K=1.0187]  
 Remarks: