



Report No.:

Test Time: 2019-11-7 09:40

Luminaire Property

Luminaire Manufacturer: ASD Lighting Corp
Voltage: 120 V
Power: 74.40 W


Current: 0.6200 A
Power Factor: 0.991

Photometric Results

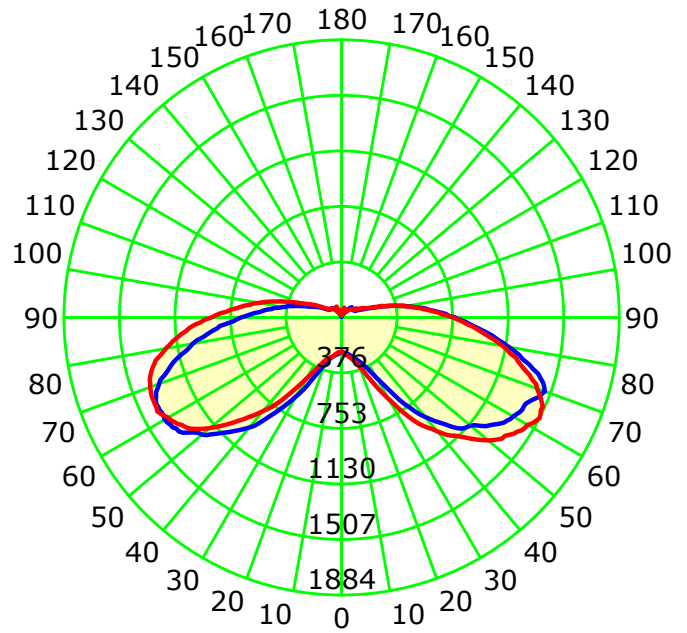
IES Classification: Type I
Total Rated Lamp Lumens: 8418.8 lm
Efficiency: 100%
Upward Ratio: 20%
Central Intensity: 234.33 cd
Pos of Max. Intensity: H90 V63

Longitudinal Classification: Very Short
Measurement Flux: 8418.8 lm
Downward Ratio: 80%
Luminaire Efficacy Rating (LER): 113.16
Max. Intensity: 1507.79 cd

Picture Of Luminaire



Luminous Intensity Distribution Curve



Unit: cd

Average Diffuse Angle(50%): 181.5°

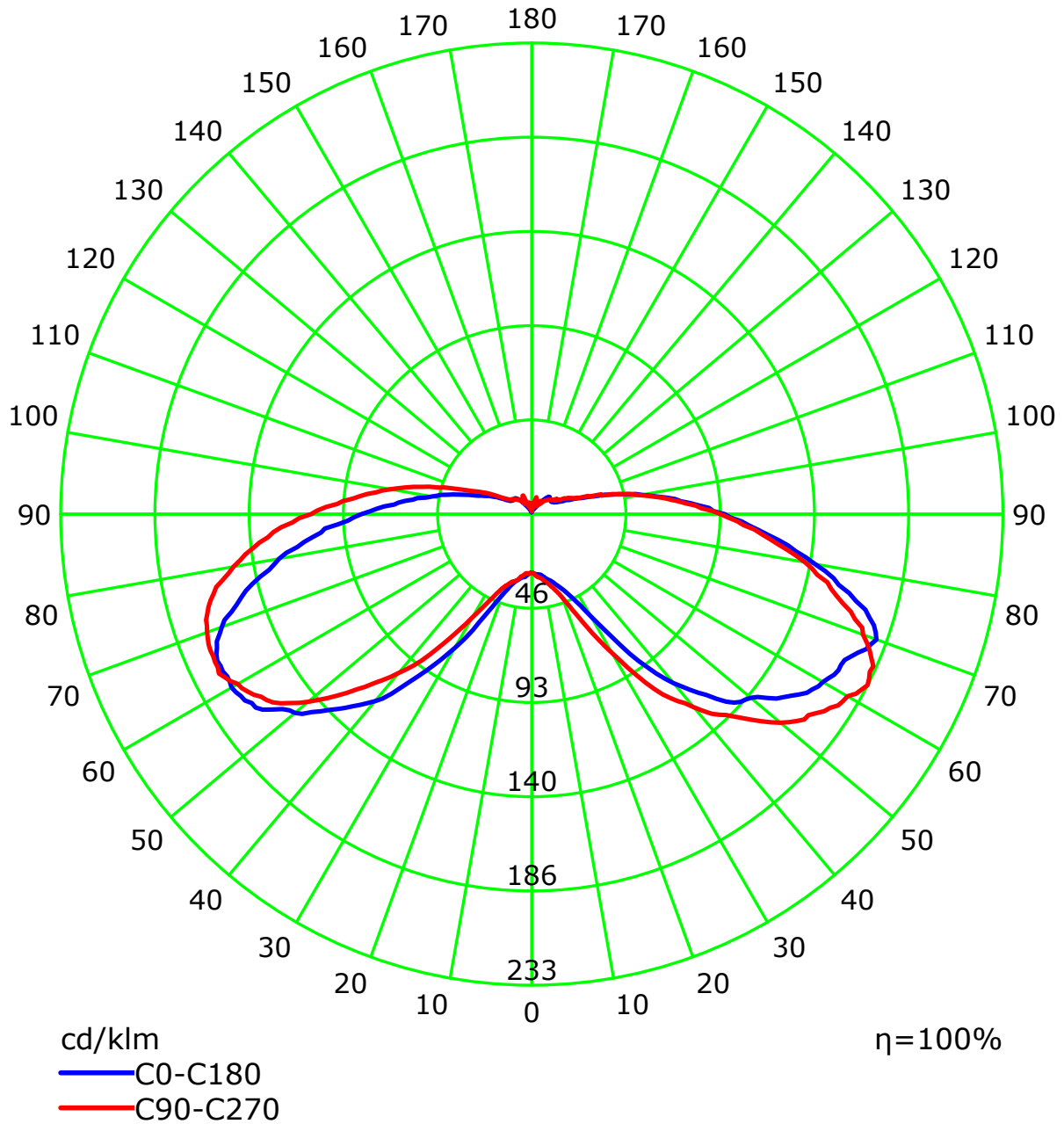
— C0-C180 — C90-C270

C Plane (°):0.0-360.0: 22.5
Test Lab:
Test Type: TYPE C
Temperature: 25.8 °C
Operator:

Gamma Plane (°):0.0-180.0:1.0
Test Device: GPM-3000
Distance: 14.040 m [K=1.0000]
Humidity:
Inspector:



Luminous Intensity Distribution Curve(cd/klm)

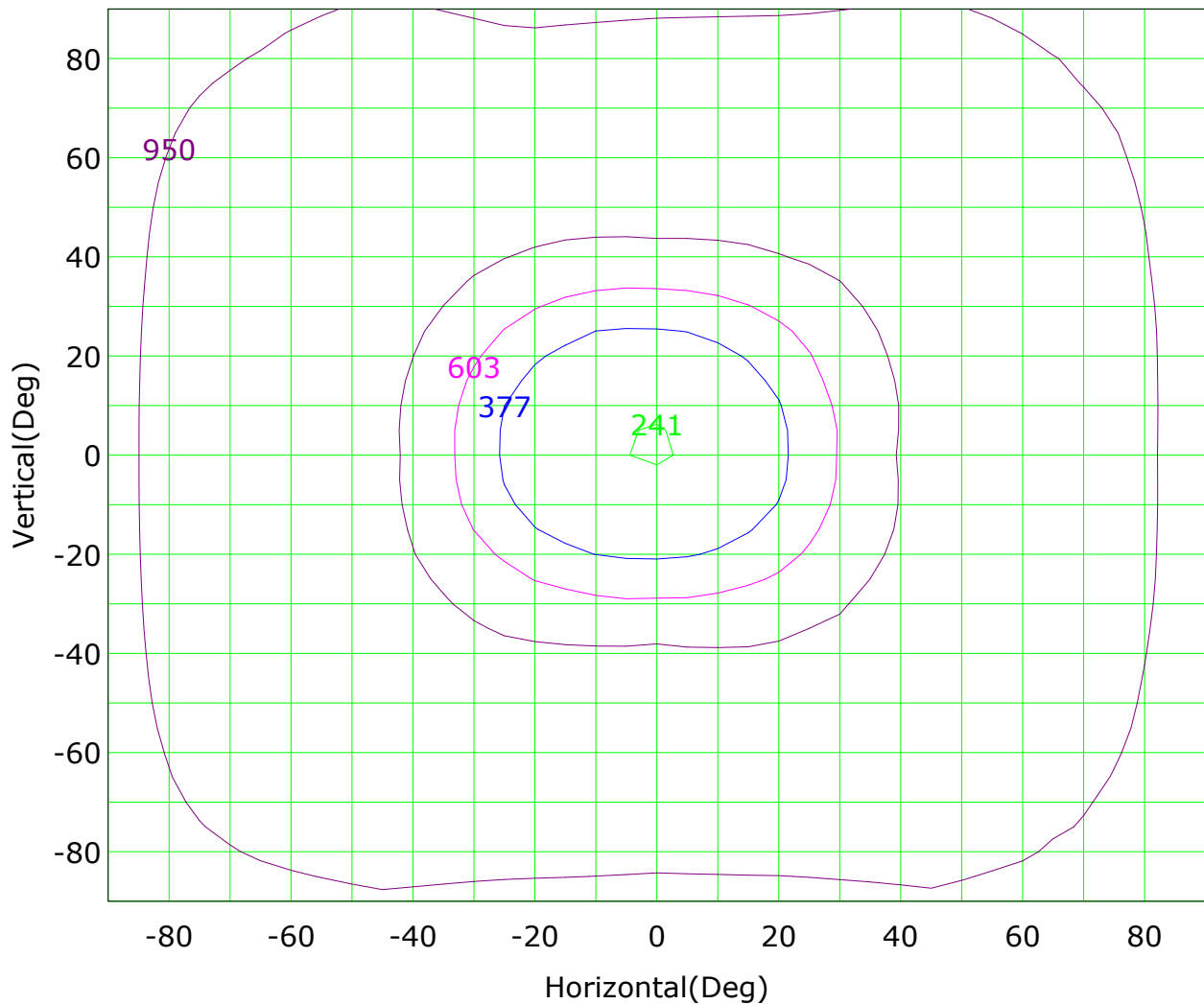


C Plane (°):0.0-360.0: 22.5
Test Lab:
Test Type: TYPE C
Temperature: 25.8 °C
Operator:

Gamma Plane (°):0.0-180.0:1.0
Test Device: GPM-3000
Distance: 14.040 m [K=1.0000]
Humidity:
Inspector:



Isocandela (rectangle)



Imax (100%): 1508 cd

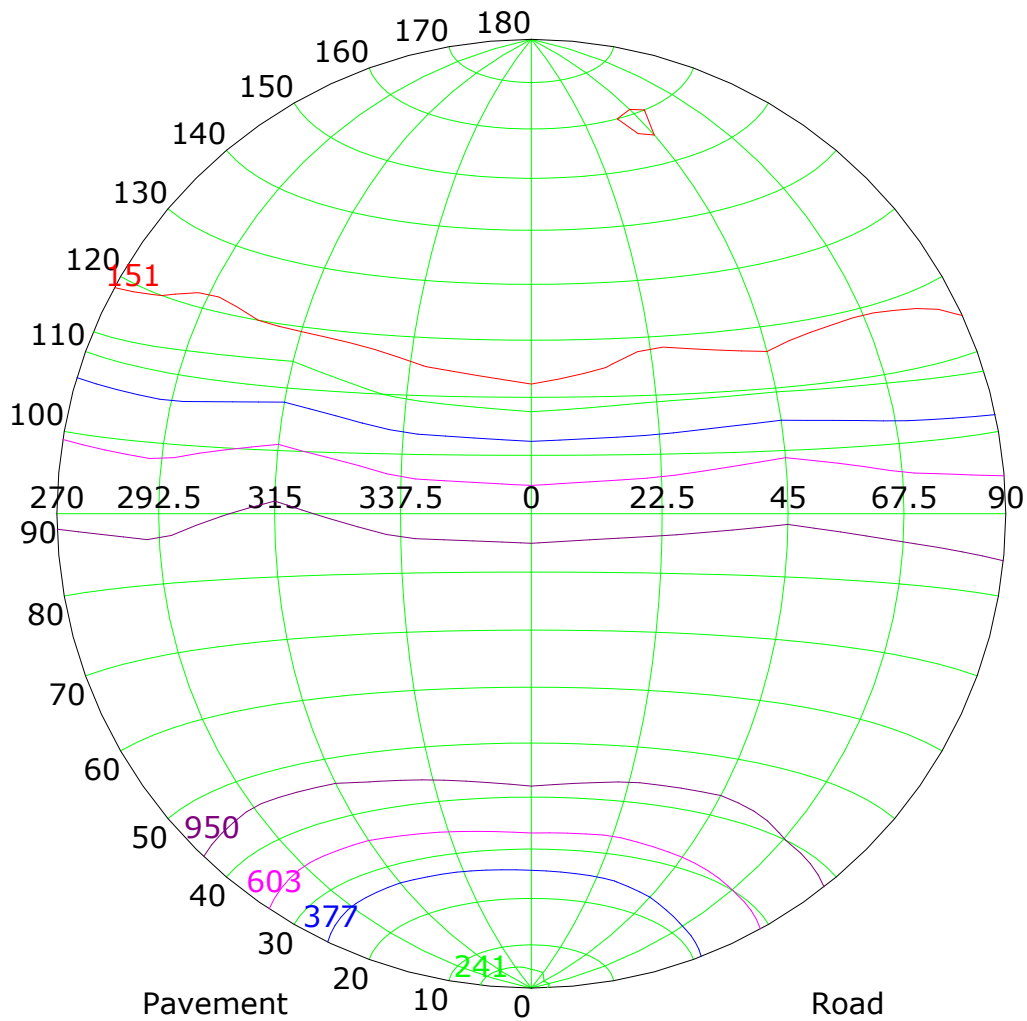
(10%): 151 cd	(16%): 241 cd
(25%): 377 cd	(40%): 603 cd
(63%): 950 cd	(100%): 1508 cd

C Plane (°):0.0-360.0: 22.5
Test Lab:
Test Type: TYPE C
Temperature: 25.8 °C
Operator:

Gamma Plane (°):0.0-180.0:1.0
Test Device: GPM-3000
Distance: 14.040 m [K=1.0000]
Humidity:
Inspector:



Isocandela (sphere)



Imax (100%): 1508 cd

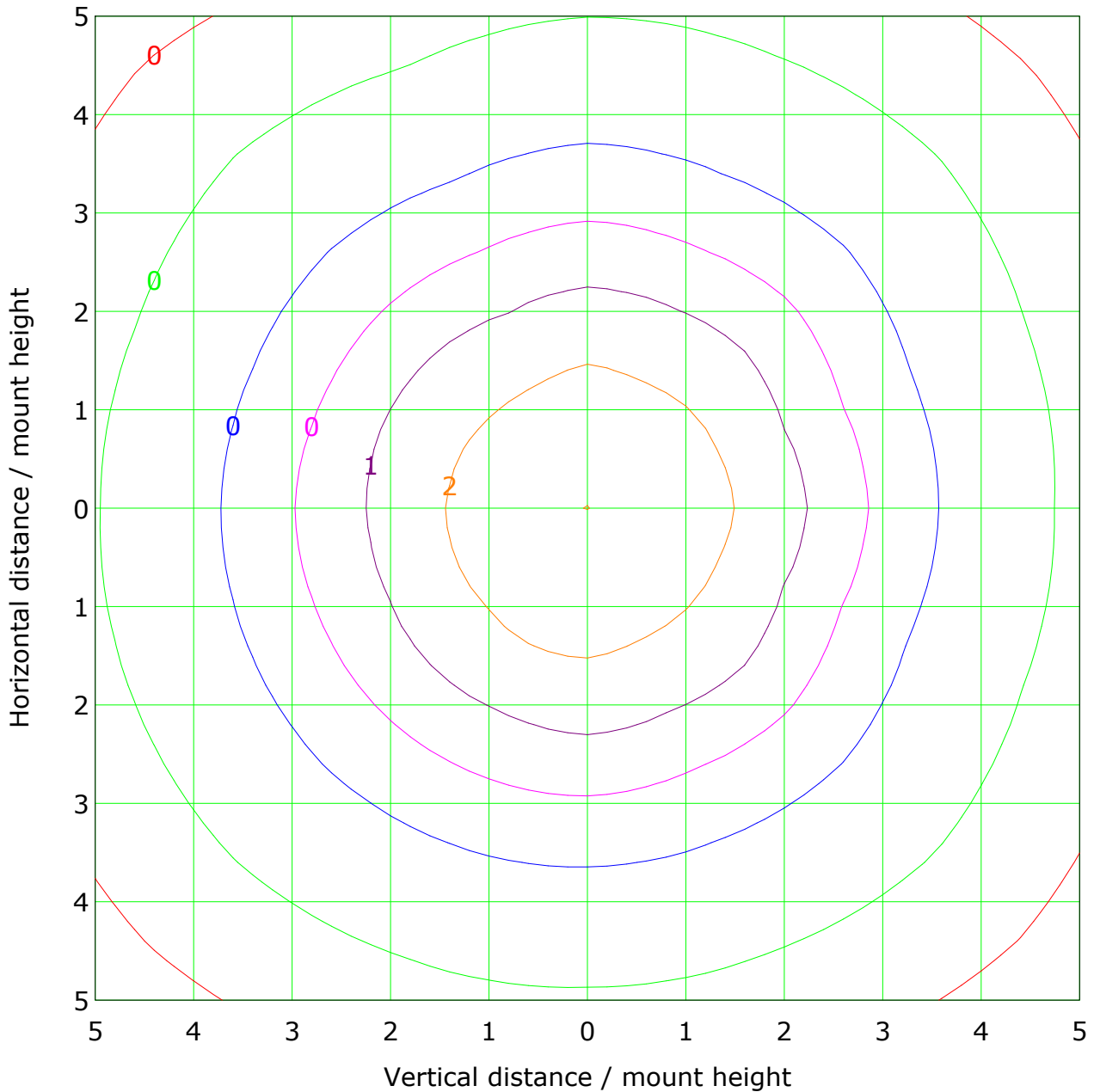
- | | |
|------------------|-------------------|
| — (10%): 151 cd | — (16%): 241 cd |
| — (25%): 377 cd | — (40%): 603 cd |
| — (63%): 950 cd | — (100%): 1508 cd |

C Plane (°):0.0-360.0: 22.5
Test Lab:
Test Type: TYPE C
Temperature: 25.8 °C
Operator:

Gamma Plane (°):0.0-180.0:1.0
Test Device: GPM-3000
Distance: 14.040 m [K=1.0000]
Humidity:
Inspector:



IsoLux Plot



Mounting Height: 10.0m		Max Lux(100%): 4.7 lx	
— (1%):	0.0 lx	— (2%):	0.1 lx
— (5%):	0.2 lx	— (10%):	0.5 lx
— (20%):	0.9 lx	— (50%):	2.4 lx
— (100%):	4.7 lx		

C Plane (°):0.0-360.0: 22.5
Test Lab:
Test Type: TYPE C
Temperature: 25.8 °C
Operator:

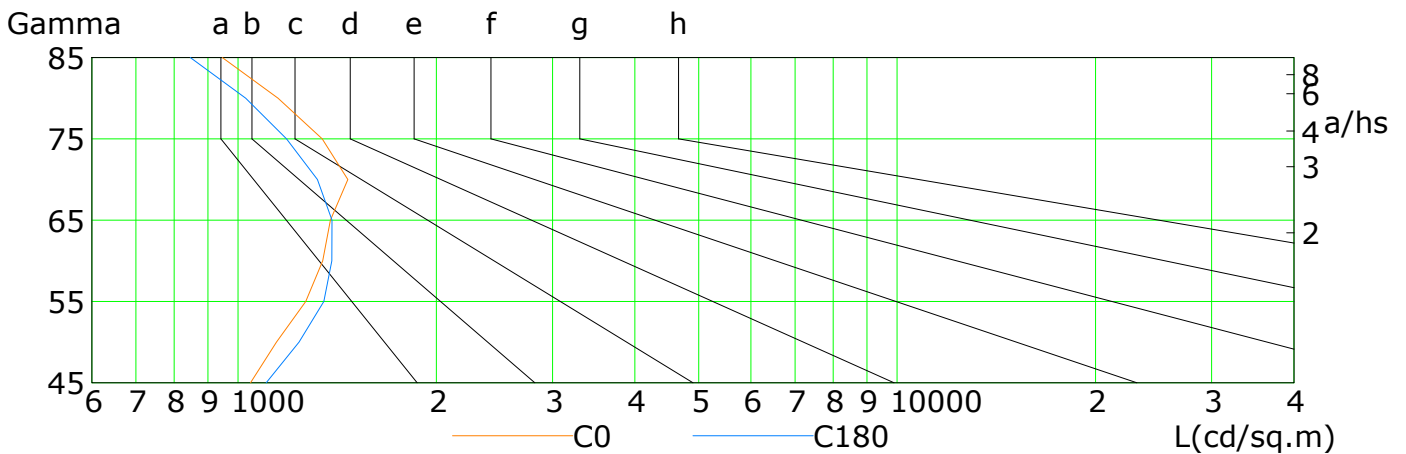
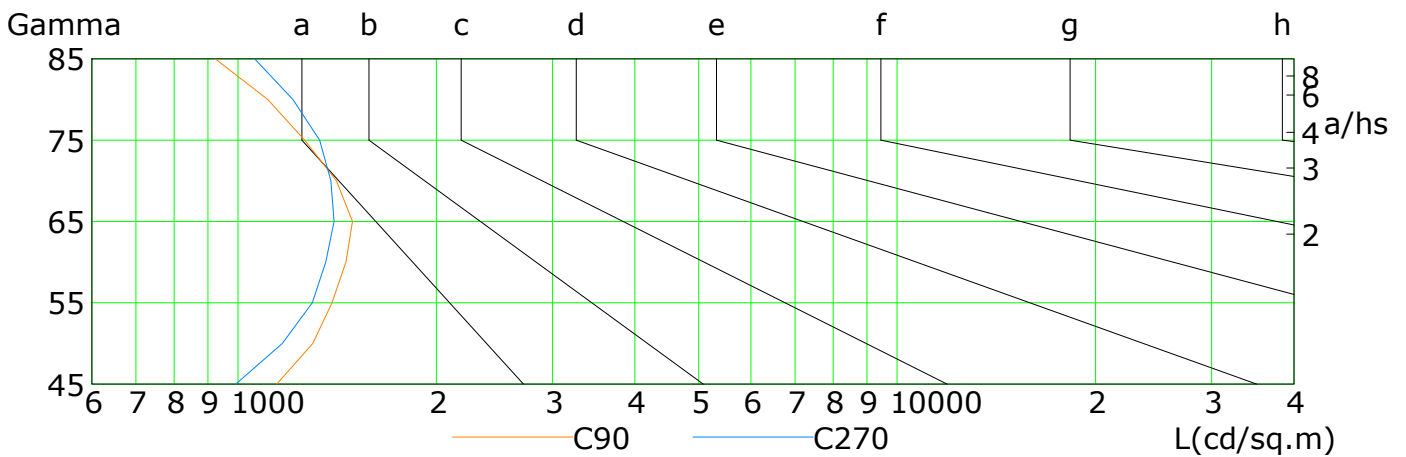
Gamma Plane (°):0.0-180.0:1.0
Test Device: GPM-3000
Distance: 14.040 m [K=1.0000]
Humidity:
Inspector:



Lum Limit Curve

Dazzle	Quality	Illuminance (lx)								
		2000	1000	500	<=300					
1.15	A									
1.50	B									
1.85	C									
2.20	D									
2.55	E									

a b c d e f g h



L(cd/sq.m)	G45	G50	G55	G60	G65	G70	G75	G80	G85
C0	1045	1144	1267	1344	1381	1467	1342	1150	947
C90	1145	1298	1389	1458	1492	1410	1262	1109	924
C180	1103	1238	1349	1388	1389	1320	1185	1027	847
C270	992	1168	1296	1359	1399	1383	1330	1212	1060

C Plane (°):0.0-360.0: 22.5

Test Lab:

Test Type: TYPE C

Temperature: 25.8 °C

Operator:

Gamma Plane (°):0.0-180.0:1.0

Test Device: GPM-3000


Distance: 14.040 m [K=1.0000]

Humidity:

Inspector:



Illuminance at a Distance

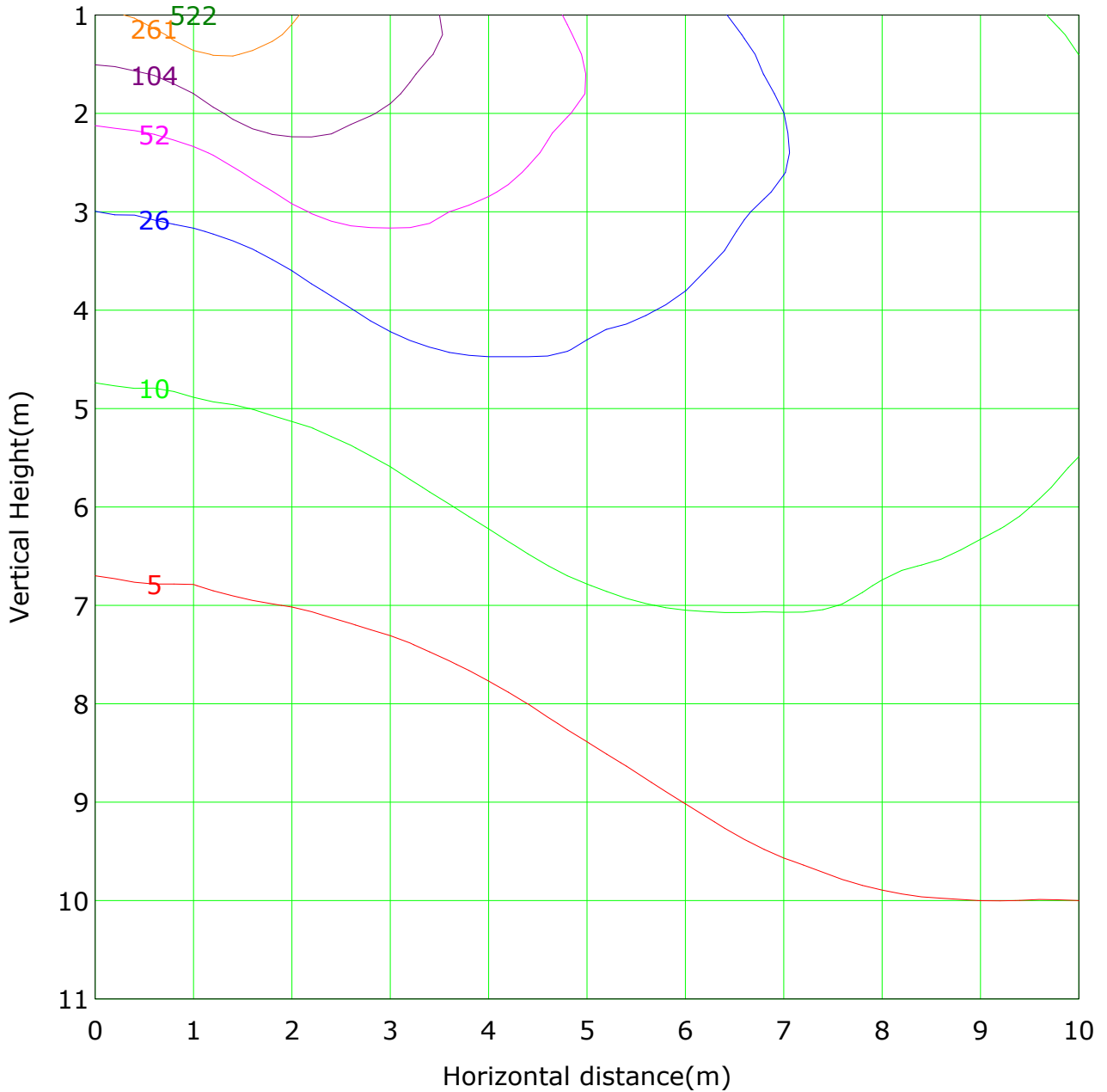


C Plane (°):0.0-360.0: 22.5
 Test Lab:
 Test Type: TYPE C
 Temperature: 25.8 °C
 Operator:

Gamma Plane (°):0.0-180.0:1.0
 Test Device: GPM-3000
 Distance: 14.040 m [K=1.0000]
 Humidity:
 Inspector:



Vertical IsoLux Plot



Lowest(m): 1.0m Highest(m): 11.0m Max Lux: 522.4 lx

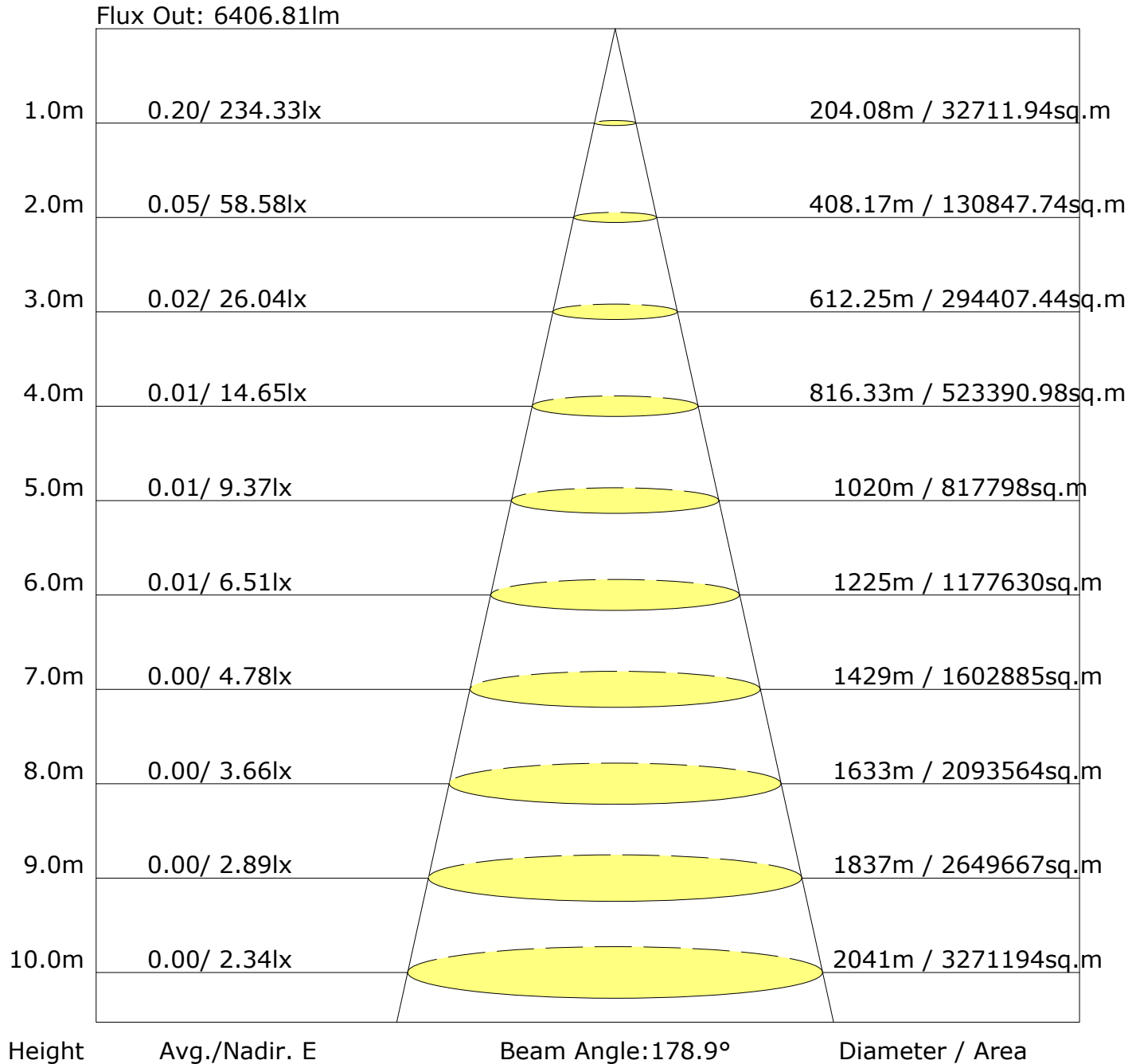
— (1%): 5.2 lx	— (2%): 10.4 lx
— (5%): 26.1 lx	— (10%): 52.2 lx
— (20%): 104.5 lx	— (50%): 261.2 lx
— (100%): 522.4 lx	

C Plane (°):0.0-360.0: 22.5
 Test Lab:
 Test Type: TYPE C
 Temperature: 25.8 °C
 Operator:

Gamma Plane (°):0.0-180.0:1.0
 Test Device: GPM-3000
 Distance: 14.040 m [K=1.0000]
 Humidity:
 Inspector:



The Average Illuminance Effective Figure



C Plane (°): 0.0-360.0: 22.5
 Test Lab:
 Test Type: TYPE C
 Temperature: 25.8 °C
 Operator:

Gamma Plane (°): 0.0-180.0: 1.0
 Test Device: GPM-3000
 Distance: 14.040 m [K=1.0000]
 Humidity:
 Inspector:



UGR Table

Reflectance:										
Ceiling (cavity)	0.7	0.7	0.5	0.5	0.3	0.7	0.7	0.5	0.5	0.3
Wall	0.5	0.3	0.5	0.3	0.3	0.5	0.3	0.5	0.3	0.3
Reference plane	0.2	0.2	0.2	0.2	0.2	0.2	0.2	0.2	0.2	0.2
Room dimensions	Viewed crosswise					Viewed endwise				
X=2H Y=2H	-1.\$	-1.\$	-1.\$	-1.\$	-1.\$	-1.\$	-1.\$	-1.\$	-1.\$	-1.\$
3H	-1.\$	-1.\$	-1.\$	-1.\$	-1.\$	-1.\$	-1.\$	-1.\$	-1.\$	-1.\$
4H	-1.\$	-1.\$	-1.\$	-1.\$	-1.\$	-1.\$	-1.\$	-1.\$	-1.\$	-1.\$
6H	-1.\$	-1.\$	-1.\$	-1.\$	-1.\$	-1.\$	-1.\$	-1.\$	-1.\$	-1.\$
8H	-1.\$	-1.\$	-1.\$	-1.\$	-1.\$	-1.\$	-1.\$	-1.\$	-1.\$	-1.\$
12H	-1.\$	-1.\$	-1.\$	-1.\$	-1.\$	-1.\$	-1.\$	-1.\$	-1.\$	-1.\$
X=4H Y=2H	-1.\$	-1.\$	-1.\$	-1.\$	-1.\$	-1.\$	-1.\$	-1.\$	-1.\$	-1.\$
3H	-1.\$	-1.\$	-1.\$	-1.\$	-1.\$	-1.\$	-1.\$	-1.\$	-1.\$	-1.\$
4H	-1.\$	-1.\$	-1.\$	-1.\$	-1.\$	-1.\$	-1.\$	-1.\$	-1.\$	-1.\$
6H	-1.\$	-1.\$	-1.\$	-1.\$	-1.\$	-1.\$	-1.\$	-1.\$	-1.\$	-1.\$
8H	-1.\$	-1.\$	-1.\$	-1.\$	-1.\$	-1.\$	-1.\$	-1.\$	-1.\$	-1.\$
12H	-1.\$	-1.\$	-1.\$	-1.\$	-1.\$	-1.\$	-1.\$	-1.\$	-1.\$	-1.\$
X=8H Y=4H	-1.\$	-1.\$	-1.\$	-1.\$	-1.\$	-1.\$	-1.\$	-1.\$	-1.\$	-1.\$
6H	-1.\$	-1.\$	-1.\$	-1.\$	-1.\$	-1.\$	-1.\$	-1.\$	-1.\$	-1.\$
8H	-1.\$	-1.\$	-1.\$	-1.\$	-1.\$	-1.\$	-1.\$	-1.\$	-1.\$	-1.\$
12H	-1.\$	-1.\$	-1.\$	-1.\$	-1.\$	-1.\$	-1.\$	-1.\$	-1.\$	-1.\$
X=12H Y=4H	-1.\$	-1.\$	-1.\$	-1.\$	-1.\$	-1.\$	-1.\$	-1.\$	-1.\$	-1.\$
6H	-1.\$	-1.\$	-1.\$	-1.\$	-1.\$	-1.\$	-1.\$	-1.\$	-1.\$	-1.\$
8H	-1.\$	-1.\$	-1.\$	-1.\$	-1.\$	-1.\$	-1.\$	-1.\$	-1.\$	-1.\$
Variations with the observer position at spacings:										
S=1.0H	-1.\$/-1.\$					-1.\$/-1.\$				
S=1.5H	-1.\$/-1.\$					-1.\$/-1.\$				
S=2.0H	-1.\$/-1.\$					-1.\$/-1.\$				

Calculate in accordance with CIE Pub.117. The table is revised with 8066lm ($8\log(F/F_0) = 7.3$).

C Plane (°):0.0-360.0: 22.5
 Test Lab:
 Test Type: TYPE C
 Temperature: 25.8 °C
 Operator:

Gamma Plane (°):0.0-180.0:1.0
 Test Device: GPM-3000
 Distance: 14.040 m [K=1.0000]
 Humidity:
 Inspector:



FLUX DISTRIBUTION TABLE BASED ON THE IESNA LUMINAIRE CLASSIFICATION SYSTEM

	ZONE	LUMENS	% LAMP LUMENS
	FORWARD LIGHT	3266	40.5
	FL (0°-30°)	157	2.0
	FM (30°-60°)	1219	15.1
	FH (60°-80°)	1357	16.8
	FVH (80°-90°)	533	6.6
	BACK LIGHT	3193	39.6
	BL (0°-30°)	143	1.8
	BM (30°-60°)	1143	14.2
	BH (60°-80°)	1342	16.6
	BVH (80°-90°)	566	7.0
	UP LIGHT	1607	19.9
	UL (90°-100°)	737	9.1
	UH (100°-180°)	870	10.8
	TRAPPED LIGHT	NA	NA

BUG(Backlight,Uplight,Glare) Rating Base On TM-15-11	
Asymmetrical Luminaire Types (Type I,II,III,IV)	B3 U4 G4
Quadrilateral Symmetrical Luminaire Types (Type V,Area Light)	B3 U4 G4

C Plane (°):0.0-360.0: 22.5
 Test Lab:
 Test Type: TYPE C
 Temperature: 25.8 °C
 Operator:

Gamma Plane (°):0.0-180.0:1.0
 Test Device: GPM-3000
 Distance: 14.040 m [K=1.0000]
 Humidity:
 Inspector:



Candlepower Table

Unit: cd

G\C	C0.0	C22.5	C45.0	C67.5	C90.0	C112.5	C135.0	C157.5	C180.0	C202.5
G0.0	234.3	234.3	234.3	234.3	234.3	234.3	234.3	234.3	234.3	234.3
G1.0	234.9	235.9	234.6	235.4	235.4	234.7	234.0	233.5	234.4	233.8
G2.0	237.3	236.6	237.1	237.8	238.3	237.1	237.7	234.5	236.2	234.8
G3.0	239.0	240.0	238.9	240.8	244.3	241.9	240.9	238.1	239.1	234.9
G4.0	241.2	241.6	246.3	246.2	247.7	247.1	244.2	240.7	244.0	237.6
G5.0	242.1	243.3	250.2	248.9	251.9	250.1	246.9	242.7	247.1	242.3
G6.0	244.2	244.9	253.4	254.2	254.5	253.0	249.2	245.6	252.0	247.3
G7.0	243.5	248.0	255.2	257.2	255.9	256.3	252.4	247.1	254.3	251.3
G8.0	244.8	252.4	260.4	263.3	259.2	259.0	255.2	250.8	254.9	253.3
G9.0	247.7	257.1	265.4	268.5	263.0	262.1	259.1	254.9	257.0	254.3
G10.0	253.1	258.5	267.3	271.8	269.4	263.7	263.3	258.3	260.6	258.1
G11.0	256.7	263.4	270.9	276.3	273.5	267.4	267.5	260.7	264.6	260.4
G12.0	261.8	269.5	274.6	278.6	278.1	273.2	271.6	264.6	269.6	263.3
G13.0	265.6	272.9	277.3	283.0	284.6	280.4	276.5	268.1	273.4	267.9
G14.0	270.5	273.7	281.2	288.3	290.9	287.2	280.5	272.7	279.5	272.8
G15.0	273.3	276.7	285.7	296.2	299.4	295.1	287.9	279.5	285.4	280.0
G16.0	278.5	281.7	292.5	305.0	306.2	304.1	295.7	286.5	293.5	286.4
G17.0	283.9	286.3	297.6	313.5	316.5	313.2	305.3	295.6	304.1	295.0
G18.0	290.5	293.6	306.7	323.3	326.9	324.9	317.3	306.6	315.9	305.3
G19.0	298.1	302.8	316.8	333.9	338.2	338.4	331.9	320.6	328.5	317.6
G20.0	305.8	312.7	328.7	345.7	354.1	354.5	347.1	335.5	342.5	330.4
G21.0	314.2	322.2	339.8	360.4	373.2	371.0	364.3	354.3	359.4	345.5
G22.0	322.5	331.6	350.6	376.0	392.5	389.3	383.0	375.9	377.5	363.1
G23.0	332.7	342.7	363.3	393.5	415.7	410.1	404.3	398.4	401.2	386.8
G24.0	345.3	355.2	377.6	414.8	441.5	436.2	426.2	423.2	423.8	409.2
G25.0	359.7	369.5	395.0	440.2	470.5	464.6	451.2	447.9	451.1	432.8
G26.0	374.5	385.2	416.7	473.4	500.8	496.0	477.5	473.2	481.7	458.7
G27.0	393.7	404.4	443.0	505.1	535.2	526.4	504.7	502.7	521.3	487.9
G28.0	414.7	425.3	469.5	538.7	569.0	555.4	524.7	533.6	556.1	515.9
G29.0	440.8	453.3	499.4	573.2	604.7	585.4	546.4	567.7	587.8	545.2
G30.0	472.1	482.7	529.1	603.4	641.7	614.0	571.5	599.7	619.6	577.4
G31.0	504.2	515.2	557.2	631.6	678.2	643.4	602.7	629.0	652.3	613.4
G32.0	540.1	551.2	587.9	670.2	723.9	679.7	636.1	659.1	687.3	654.1
G33.0	582.9	589.2	627.8	713.6	767.6	715.1	669.5	691.7	720.2	694.7
G34.0	629.7	622.1	674.7	749.8	811.7	751.4	700.2	723.4	754.9	726.5
G35.0	680.8	656.4	726.2	780.1	853.3	786.1	728.4	756.6	790.5	754.7
G36.0	726.7	690.1	762.6	811.2	892.0	817.0	750.2	788.4	826.6	783.5

C Plane (°):0.0-360.0: 22.5

Test Lab:

Test Type: TYPE C

Temperature: 25.8 °C

Operator:

Gamma Plane (°):0.0-180.0:1.0

Test Device: GPM-3000

Distance: 14.040 m [K=1.0000]

Humidity:

Inspector:



Candlepower Table (Continue 1)

Unit: cd

G\C	C0.0	C22.5	C45.0	C67.5	C90.0	C112.5	C135.0	C157.5	C180.0	C202.5
G37.0	765.4	728.7	788.9	851.7	921.9	840.3	773.6	821.1	867.8	811.2
G38.0	809.8	765.4	805.3	890.7	949.6	866.3	801.1	850.2	912.4	840.8
G39.0	847.1	808.7	820.9	918.8	973.1	893.5	831.3	875.7	949.4	865.0
G40.0	882.8	846.9	836.0	950.5	1008.6	922.3	873.7	902.3	976.9	892.7
G41.0	913.3	877.8	855.8	973.0	1042.8	954.1	908.9	926.4	1001.2	920.0
G42.0	946.2	908.4	879.6	988.8	1074.9	978.8	938.7	954.6	1027.3	949.9
G43.0	977.0	937.2	912.8	1004.4	1097.4	1003.4	957.6	984.8	1051.1	982.6
G44.0	1006.4	960.2	951.9	1026.4	1117.5	1025.7	972.4	1017.8	1078.0	1010.9
G45.0	1044.7	986.8	996.3	1046.1	1145.0	1045.6	987.9	1049.7	1103.5	1042.6
G46.0	1080.3	1019.6	1030.3	1069.3	1175.9	1065.9	1012.1	1075.3	1127.9	1069.2
G47.0	1106.0	1038.4	1061.4	1097.1	1207.5	1088.0	1040.4	1102.5	1156.7	1100.0
G48.0	1122.8	1058.2	1092.2	1124.6	1239.1	1108.5	1077.8	1115.5	1183.5	1132.0
G49.0	1131.9	1083.9	1126.7	1154.2	1269.3	1131.1	1118.6	1136.7	1217.8	1155.8
G50.0	1143.8	1109.2	1158.6	1187.3	1298.3	1153.1	1150.3	1146.8	1237.5	1188.5
G51.0	1162.3	1149.4	1175.7	1227.4	1322.6	1178.1	1185.6	1180.7	1247.3	1216.6
G52.0	1194.8	1197.3	1197.9	1264.1	1344.6	1204.6	1206.7	1204.4	1267.0	1240.8
G53.0	1226.0	1224.3	1209.5	1310.0	1365.1	1228.3	1242.5	1235.8	1299.2	1262.0
G54.0	1245.4	1241.3	1232.8	1343.3	1368.5	1233.8	1248.7	1245.2	1331.1	1282.9
G55.0	1266.9	1254.4	1261.7	1365.1	1388.6	1256.4	1263.9	1256.8	1349.4	1296.3
G56.0	1290.5	1269.2	1279.4	1380.4	1410.5	1280.9	1282.8	1254.8	1351.4	1289.4
G57.0	1312.4	1276.3	1300.4	1402.5	1423.0	1293.9	1300.8	1246.0	1368.8	1275.8
G58.0	1323.1	1286.4	1325.6	1417.6	1444.8	1313.4	1320.7	1255.8	1372.9	1273.0
G59.0	1337.9	1303.8	1347.0	1432.0	1452.6	1307.8	1337.7	1258.9	1381.9	1278.0
G60.0	1344.4	1305.6	1368.6	1429.2	1457.9	1308.0	1341.6	1256.3	1387.6	1272.0
G61.0	1355.9	1315.3	1382.5	1429.0	1482.4	1331.6	1363.3	1251.4	1381.9	1281.9
G62.0	1369.7	1307.1	1400.9	1424.7	1494.7	1325.8	1382.1	1246.0	1381.4	1269.8
G63.0	1376.7	1310.9	1411.1	1424.5	1507.8	1347.1	1390.0	1248.7	1387.4	1268.2
G64.0	1376.5	1321.6	1414.5	1416.8	1501.3	1355.0	1416.6	1249.7	1385.3	1270.7
G65.0	1381.1	1337.9	1417.5	1406.4	1492.0	1360.8	1408.7	1238.0	1388.8	1261.9
G66.0	1399.0	1351.6	1412.3	1403.2	1495.4	1375.0	1422.0	1240.1	1381.4	1260.2
G67.0	1418.2	1378.3	1419.4	1404.4	1475.5	1360.3	1427.8	1227.7	1368.9	1250.4
G68.0	1442.9	1391.7	1422.0	1411.7	1457.9	1354.5	1411.5	1221.7	1359.2	1244.2
G69.0	1453.4	1416.9	1428.1	1410.8	1435.6	1338.2	1408.5	1209.2	1338.0	1236.3
G70.0	1467.4	1412.4	1421.5	1400.6	1410.4	1318.5	1378.7	1201.7	1319.8	1230.5
G71.0	1455.2	1412.0	1422.3	1401.2	1397.8	1316.8	1361.5	1184.9	1300.6	1230.1
G72.0	1438.7	1400.4	1409.2	1376.1	1359.1	1303.1	1350.4	1171.1	1262.5	1220.9
G73.0	1411.6	1394.0	1401.8	1367.7	1334.6	1288.3	1330.9	1161.6	1234.0	1203.0

C Plane (°):0.0-360.0: 22.5

Test Lab:

Test Type: TYPE C

Temperature: 25.8 °C

Operator:

Gamma Plane (°):0.0-180.0:1.0

Test Device: GPM-3000

Distance: 14.040 m [K=1.0000]

Humidity:

Inspector:



Candlepower Table (Continue 2)

Unit: cd

G/C	C0.0	C22.5	C45.0	C67.5	C90.0	C112.5	C135.0	C157.5	C180.0	C202.5
G74.0	1388.5	1370.4	1390.4	1329.1	1294.6	1267.9	1316.5	1153.9	1209.5	1193.3
G75.0	1342.3	1350.4	1370.1	1309.8	1262.1	1244.4	1284.2	1140.9	1184.7	1188.2
G76.0	1308.8	1315.4	1369.6	1282.6	1233.8	1227.8	1263.5	1121.9	1151.8	1174.6
G77.0	1260.2	1310.1	1346.8	1250.9	1213.8	1204.0	1254.2	1109.4	1116.1	1163.4
G78.0	1234.4	1287.0	1323.3	1225.5	1167.4	1176.4	1241.7	1103.5	1075.2	1141.5
G79.0	1195.9	1239.2	1289.1	1180.4	1142.8	1153.5	1230.2	1095.5	1050.0	1108.3
G80.0	1149.8	1212.6	1246.3	1156.3	1109.5	1108.8	1189.6	1066.2	1027.1	1107.6
G81.0	1110.4	1157.8	1222.2	1109.4	1072.6	1091.4	1165.4	1045.0	995.5	1097.3
G82.0	1065.4	1141.1	1178.4	1097.4	1033.1	1061.0	1146.1	1024.6	947.8	1057.1
G83.0	1033.2	1088.8	1134.4	1040.0	993.7	1021.7	1113.9	982.7	918.2	1031.9
G84.0	991.8	1044.3	1098.4	1006.4	957.2	997.0	1082.1	962.9	882.8	994.8
G85.0	946.9	998.3	1060.3	984.9	923.8	957.6	1056.7	949.8	846.6	951.4
G86.0	908.1	966.6	1036.5	929.9	893.8	929.7	1009.0	898.3	829.6	939.0
G87.0	869.6	922.5	989.8	913.7	848.3	903.1	987.5	865.1	776.3	908.1
G88.0	839.9	887.6	958.3	848.4	822.8	866.0	963.2	847.6	734.8	853.7
G89.0	794.9	840.5	929.4	825.9	785.9	836.6	918.9	805.7	712.2	826.8
G90.0	771.5	808.5	893.0	802.9	755.1	801.2	897.0	777.6	682.2	796.0
G91.0	726.0	774.1	878.4	742.6	724.6	768.6	860.2	756.4	647.7	760.2
G92.0	709.8	737.1	817.8	724.5	678.7	743.9	819.3	709.1	621.5	729.3
G93.0	668.3	696.6	812.5	679.1	656.0	711.7	794.4	673.4	591.6	701.6
G94.0	635.9	651.7	756.0	650.6	618.8	677.2	760.9	652.3	552.5	657.3
G95.0	598.0	641.0	745.5	629.8	589.4	646.6	724.3	614.9	535.6	624.2
G96.0	577.0	590.9	691.1	572.3	558.9	609.5	694.8	586.5	510.5	600.5
G97.0	544.5	580.9	666.5	562.8	531.5	586.5	657.5	564.9	479.6	570.1
G98.0	505.8	522.5	628.7	519.1	500.1	556.4	626.9	528.0	463.0	534.5
G99.0	476.4	518.3	595.8	490.5	470.4	532.1	599.0	497.2	427.7	512.3
G100.0	447.1	470.6	561.4	473.9	439.2	504.6	559.9	484.9	407.4	481.6
G101.0	423.9	447.0	513.7	420.3	414.0	475.6	529.2	448.1	386.6	452.0
G102.0	383.7	409.4	491.4	434.7	391.8	451.7	493.6	421.7	372.6	440.9
G103.0	358.4	387.8	441.8	369.0	352.7	420.9	466.5	402.4	345.4	411.2
G104.0	322.8	366.9	410.6	371.1	332.9	411.0	436.0	370.6	326.1	385.2
G105.0	301.4	329.4	370.1	323.7	289.0	364.4	397.7	354.8	303.6	371.8
G106.0	260.6	308.7	335.4	310.2	288.7	361.9	370.6	331.7	282.0	339.9
G107.0	237.4	275.6	309.3	287.5	243.4	314.1	341.8	311.3	265.0	334.1
G108.0	210.8	268.2	267.8	245.6	235.5	313.3	317.5	302.0	245.6	307.6
G109.0	195.9	228.3	254.8	266.9	200.6	276.2	295.4	279.0	226.7	292.4
G110.0	180.6	216.4	222.9	214.1	193.5	273.3	271.9	269.9	217.3	278.9

C Plane (°):0.0-360.0: 22.5

Test Lab:

Test Type: TYPE C

Temperature: 25.8 °C

Operator:

Gamma Plane (°):0.0-180.0:1.0

Test Device: GPM-3000

Distance: 14.040 m [K=1.0000]

Humidity:

Inspector:



Candlepower Table (Continue 3)

Unit: cd

G/C	C0.0	C22.5	C45.0	C67.5	C90.0	C112.5	C135.0	C157.5	C180.0	C202.5
G111.0	157.5	200.4	216.9	256.3	178.0	240.4	267.8	254.4	205.5	264.4
G112.0	155.7	195.7	199.0	197.5	173.4	252.4	247.4	242.4	194.0	260.8
G113.0	131.2	186.8	187.0	246.7	163.9	214.4	247.6	235.7	187.6	251.1
G114.0	125.5	178.2	160.9	181.8	161.1	223.9	226.9	224.2	174.9	243.9
G115.0	116.0	173.0	157.3	219.0	148.2	182.8	219.1	218.7	163.7	232.1
G116.0	108.5	156.6	148.8	152.1	145.5	191.0	204.4	203.4	156.0	217.7
G117.0	110.5	151.6	139.7	185.8	127.1	162.2	194.4	198.2	141.0	209.1
G118.0	100.4	144.4	151.3	144.2	125.3	170.0	183.7	185.4	131.7	190.2
G119.0	98.8	138.6	127.9	170.5	116.0	150.5	173.3	179.0	117.4	185.6
G120.0	96.8	140.4	123.1	134.9	118.8	151.0	158.4	167.3	110.4	167.1
G121.0	94.7	120.1	124.0	151.6	105.4	138.1	159.9	160.7	104.3	168.5
G122.0	93.4	119.4	124.9	130.9	116.3	137.9	145.5	151.4	100.5	149.5
G123.0	93.5	120.7	124.8	129.7	101.1	141.4	146.3	140.2	99.3	147.7
G124.0	92.5	120.3	126.2	129.1	99.5	131.4	134.2	131.2	96.8	137.5
G125.0	92.9	121.4	125.2	126.3	99.7	128.2	131.8	126.4	94.8	130.9
G126.0	93.5	121.7	128.0	127.4	97.9	125.9	130.4	124.0	94.2	121.3
G127.0	92.9	123.5	128.9	125.5	96.9	124.0	127.6	121.7	93.3	119.0
G128.0	94.1	124.8	127.2	122.1	94.9	120.6	125.9	121.5	92.7	119.5
G129.0	94.8	125.8	125.2	115.2	91.3	117.1	124.2	120.4	92.0	118.9
G130.0	96.1	128.0	124.0	111.4	89.6	114.3	121.6	118.7	91.6	118.7
G131.0	96.3	127.5	121.4	109.2	88.1	110.8	119.1	118.6	92.1	118.2
G132.0	97.2	127.6	120.0	108.1	84.4	108.1	115.3	115.9	93.4	116.5
G133.0	98.1	125.7	118.7	105.9	82.4	105.2	112.2	112.9	93.1	113.5
G134.0	99.5	122.8	117.0	102.7	80.8	103.0	108.1	109.1	91.9	110.4
G135.0	98.0	118.8	109.9	97.2	78.9	96.4	102.2	105.8	89.2	105.2
G136.0	97.4	113.8	103.0	91.0	75.7	89.8	96.5	100.5	86.1	100.4
G137.0	92.6	107.8	96.9	84.6	71.9	83.7	90.6	94.8	83.4	93.9
G138.0	88.7	101.6	91.8	99.4	66.8	77.8	84.7	87.5	80.4	86.7
G139.0	84.1	93.7	84.9	93.2	62.8	71.8	79.9	82.4	75.7	79.8
G140.0	78.3	85.6	78.0	68.7	57.5	66.8	73.6	76.5	71.1	72.0
G141.0	72.1	77.1	87.0	83.1	54.5	62.1	66.3	68.5	65.6	66.0
G142.0	66.0	68.9	83.4	85.5	51.8	57.6	60.1	62.4	60.6	60.2
G143.0	60.7	61.5	69.9	62.1	49.0	54.3	54.9	56.5	56.0	55.4
G144.0	56.2	54.4	78.7	70.6	48.4	51.3	50.8	50.7	51.3	51.0
G145.0	50.5	49.1	107.8	91.3	46.8	50.3	48.1	47.4	46.7	47.7
G146.0	46.0	46.5	115.3	113.2	55.3	48.5	45.2	43.2	43.4	45.2
G147.0	42.5	44.9	97.9	144.2	63.4	48.2	42.2	41.1	40.2	41.8

C Plane (°):0.0-360.0: 22.5

Test Lab:

Test Type: TYPE C

Temperature: 25.8 °C

Operator:

Gamma Plane (°):0.0-180.0:1.0

Test Device: GPM-3000

Distance: 14.040 m [K=1.0000]

Humidity:

Inspector:



Candlepower Table (Continue 4)

Unit: cd

G\C	C0.0	C22.5	C45.0	C67.5	C90.0	C112.5	C135.0	C157.5	C180.0	C202.5
G148.0	39.7	44.8	74.5	144.2	62.0	54.3	39.7	38.2	37.4	39.5
G149.0	37.1	46.7	73.1	142.8	61.0	68.7	37.8	36.8	35.0	37.0
G150.0	34.4	66.8	90.0	100.9	50.8	68.7	36.5	34.3	33.3	34.2
G151.0	31.8	87.8	74.9	47.8	40.0	85.4	36.6	32.5	30.8	32.1
G152.0	30.6	95.5	76.2	45.2	38.4	82.1	36.1	32.9	29.0	30.2
G153.0	30.2	113.9	79.9	43.2	38.0	66.8	35.6	31.8	27.0	28.3
G154.0	28.8	159.4	114.0	42.0	37.3	75.6	36.8	31.4	25.4	26.5
G155.0	27.6	142.2	149.3	42.3	36.7	109.8	36.7	31.0	24.2	26.0
G156.0	26.7	148.1	179.8	49.0	34.8	80.9	37.9	31.6	23.6	25.6
G157.0	26.9	145.1	183.6	65.6	34.4	70.0	39.8	54.4	21.3	24.4
G158.0	47.8	126.3	196.3	68.5	34.3	70.9	42.2	74.2	21.7	24.6
G159.0	28.0	116.4	224.4	107.9	34.2	77.9	66.0	79.7	24.4	24.2
G160.0	23.3	114.8	171.4	83.3	34.1	115.1	71.0	76.3	18.5	24.3
G161.0	22.0	108.2	129.9	63.9	33.7	144.0	88.8	58.2	17.0	25.3
G162.0	21.6	117.3	94.3	61.9	34.3	165.3	106.6	56.4	15.7	47.2
G163.0	20.5	101.2	68.9	81.2	40.9	160.8	142.8	41.8	14.6	45.6
G164.0	19.7	95.9	63.7	61.3	61.6	112.6	121.7	47.3	14.4	32.0
G165.0	18.6	77.0	65.7	77.5	70.4	105.9	82.9	23.2	15.2	21.1
G166.0	17.3	73.9	137.3	89.1	58.0	101.6	56.0	18.9	14.1	22.8
G167.0	16.9	65.1	130.4	71.8	54.1	56.8	48.2	20.5	13.7	43.1
G168.0	17.6	28.5	92.1	80.5	54.0	79.9	26.8	14.5	12.1	42.4
G169.0	17.0	24.8	73.5	75.5	30.4	76.2	22.1	14.4	13.0	41.9
G170.0	15.6	22.4	73.5	43.2	45.6	51.9	20.2	14.7	12.0	39.2
G171.0	14.7	21.5	26.1	25.6	46.7	46.3	18.5	14.3	12.0	50.9
G172.0	15.7	21.9	20.8	25.9	29.9	43.5	15.8	12.2	8.5	38.7
G173.0	15.4	20.7	19.3	24.4	20.4	16.3	15.1	12.0	9.1	37.4
G174.0	13.2	20.0	17.9	18.3	20.2	14.7	12.9	11.3	8.3	14.7
G175.0	11.1	16.3	18.2	17.0	17.2	13.8	10.3	10.1	8.7	14.0
G176.0	11.6	14.6	17.0	15.3	13.6	12.8	10.7	11.3	10.8	12.8
G177.0	12.0	13.7	14.7	13.9	12.6	11.9	9.5	10.5	11.1	12.5
G178.0	13.6	12.6	12.5	13.0	12.9	10.9	11.0	11.8	10.1	13.0
G179.0	12.8	12.8	10.2	12.4	11.7	12.3	10.1	12.3	10.7	12.5
G180.0	12.3	12.9	10.5	12.0	12.2	11.5	11.4	13.5	12.0	11.4

C Plane (°):0.0-360.0: 22.5
 Test Lab:
 Test Type: TYPE C
 Temperature: 25.8 °C
 Operator:

Gamma Plane (°):0.0-180.0:1.0
 Test Device: GPM-3000
 Distance: 14.040 m [K=1.0000]
 Humidity:
 Inspector:



Candlepower Table (Continue 5)

Unit: cd

G\C	C225.0	C247.5	C270.0	C292.5	C315.0	C337.5	C360.0			
G0.0	234.3	234.3	234.3	234.3	234.3	234.3	234.3			
G1.0	234.0	235.0	234.7	233.8	233.5	234.7	234.9			
G2.0	237.1	238.5	237.4	235.4	236.7	236.4	237.3			
G3.0	240.5	242.7	238.4	237.6	238.2	238.2	239.0			
G4.0	246.4	244.7	237.1	238.2	237.8	239.6	241.2			
G5.0	249.6	240.8	237.3	236.8	238.9	240.5	242.1			
G6.0	250.9	244.5	238.2	241.2	241.8	243.4	244.2			
G7.0	250.7	247.1	243.6	244.5	243.6	245.0	243.5			
G8.0	251.9	252.4	247.5	249.6	248.0	248.1	244.8			
G9.0	253.5	253.7	251.2	255.9	251.6	251.4	247.7			
G10.0	258.7	257.4	253.7	260.3	257.6	255.8	253.1			
G11.0	261.9	257.5	261.7	266.8	262.8	259.9	256.7			
G12.0	265.0	260.8	268.5	271.2	267.6	263.3	261.8			
G13.0	269.6	266.3	272.2	272.8	271.4	268.1	265.6			
G14.0	275.3	272.3	275.9	273.6	274.3	273.4	270.5			
G15.0	281.5	277.0	279.7	275.2	277.7	276.6	273.3			
G16.0	289.4	282.9	280.6	279.1	278.6	280.8	278.5			
G17.0	299.3	289.6	285.4	283.2	282.9	283.6	283.9			
G18.0	304.8	294.9	291.9	289.0	287.9	288.2	290.5			
G19.0	311.6	300.7	299.0	294.5	294.0	293.7	298.1			
G20.0	321.4	309.5	305.0	300.6	300.5	298.9	305.8			
G21.0	333.8	320.1	312.3	307.2	308.3	305.0	314.2			
G22.0	346.8	330.5	322.1	316.0	317.0	313.9	322.5			
G23.0	363.9	343.6	335.2	326.0	324.5	324.2	332.7			
G24.0	381.5	358.4	349.0	337.2	334.4	335.7	345.3			
G25.0	399.5	374.0	367.5	348.4	345.9	348.2	359.7			
G26.0	418.8	394.5	384.3	362.5	359.3	363.0	374.5			
G27.0	440.9	415.4	404.7	379.7	375.1	379.3	393.7			
G28.0	462.5	437.6	427.0	401.7	394.8	399.7	414.7			
G29.0	486.1	461.7	451.1	426.2	416.1	422.8	440.8			
G30.0	512.1	487.1	478.6	452.8	439.5	451.8	472.1			
G31.0	539.0	514.7	511.5	483.1	465.0	483.4	504.2			
G32.0	570.7	546.2	543.1	516.6	492.9	517.0	540.1			
G33.0	600.4	581.2	578.6	545.5	524.4	553.7	582.9			
G34.0	629.7	619.0	615.4	573.3	562.9	589.0	629.7			
G35.0	660.7	655.8	653.1	604.6	598.0	629.9	680.8			
G36.0	690.1	689.5	694.4	638.3	630.3	669.2	726.7			

C Plane (°):0.0-360.0: 22.5

Test Lab:

Test Type: TYPE C

Temperature: 25.8 °C

Operator:

Gamma Plane (°):0.0-180.0:1.0

Test Device: GPM-3000

Distance: 14.040 m [K=1.0000]

Humidity:

Inspector:



Candlepower Table (Continue 6)

Unit: cd

G\C	C225.0	C247.5	C270.0	C292.5	C315.0	C337.5	C360.0			
G37.0	719.7	726.5	733.4	675.9	662.7	711.4	765.4			
G38.0	743.7	760.4	769.5	711.7	698.2	750.7	809.8			
G39.0	766.8	792.1	799.7	748.6	731.3	789.5	847.1			
G40.0	790.4	822.4	829.4	786.1	762.5	830.8	882.8			
G41.0	817.2	851.2	863.4	822.8	793.2	863.9	913.3			
G42.0	848.3	881.6	894.8	853.6	827.4	894.3	946.2			
G43.0	881.6	916.5	924.6	882.6	866.3	923.7	977.0			
G44.0	915.3	944.6	961.1	907.1	903.7	953.0	1006.4			
G45.0	951.6	966.5	992.0	930.9	934.6	978.8	1044.7			
G46.0	990.7	983.9	1029.4	957.2	958.0	1007.5	1080.3			
G47.0	1032.5	1008.8	1064.7	988.7	981.3	1036.5	1106.0			
G48.0	1074.7	1042.7	1100.1	1014.6	1004.8	1070.2	1122.8			
G49.0	1104.0	1072.2	1133.2	1035.6	1019.7	1108.9	1131.9			
G50.0	1134.6	1094.5	1167.8	1052.5	1037.4	1139.1	1143.8			
G51.0	1169.5	1119.7	1200.0	1071.7	1056.4	1161.4	1162.3			
G52.0	1195.7	1150.0	1228.2	1094.3	1078.4	1170.9	1194.8			
G53.0	1221.4	1168.6	1257.6	1107.4	1105.4	1188.2	1226.0			
G54.0	1245.4	1185.5	1281.5	1120.8	1132.8	1193.1	1245.4			
G55.0	1270.4	1198.0	1296.2	1127.2	1151.8	1199.2	1266.9			
G56.0	1300.2	1229.5	1306.5	1128.1	1178.2	1216.8	1290.5			
G57.0	1312.2	1255.5	1326.6	1139.1	1201.3	1230.8	1312.4			
G58.0	1329.0	1288.7	1340.0	1155.1	1223.3	1244.4	1323.1			
G59.0	1355.0	1307.6	1353.2	1168.2	1245.8	1257.8	1337.9			
G60.0	1364.3	1346.0	1358.8	1182.9	1263.1	1292.0	1344.4			
G61.0	1385.0	1358.4	1378.6	1196.2	1294.2	1312.7	1355.9			
G62.0	1397.1	1379.1	1391.0	1212.7	1313.4	1360.2	1369.7			
G63.0	1395.6	1368.2	1405.1	1215.7	1339.0	1372.6	1376.7			
G64.0	1403.1	1357.0	1398.3	1232.5	1339.5	1394.5	1376.5			
G65.0	1409.2	1350.6	1398.7	1235.0	1341.5	1391.9	1381.1			
G66.0	1420.9	1344.5	1396.1	1250.9	1335.8	1406.4	1399.0			
G67.0	1424.0	1343.4	1397.1	1259.2	1343.6	1396.8	1418.2			
G68.0	1423.9	1339.6	1394.8	1268.4	1339.3	1398.3	1442.9			
G69.0	1422.8	1335.2	1388.6	1270.6	1345.0	1381.6	1453.4			
G70.0	1423.4	1331.5	1382.9	1272.2	1340.3	1389.1	1467.4			
G71.0	1413.9	1326.2	1374.8	1270.5	1352.0	1368.9	1455.2			
G72.0	1408.5	1321.0	1370.3	1259.5	1350.0	1361.7	1438.7			
G73.0	1396.5	1314.1	1357.8	1250.6	1344.4	1334.4	1411.6			

C Plane (°):0.0-360.0: 22.5

Test Lab:

Test Type: TYPE C

Temperature: 25.8 °C

Operator:

Gamma Plane (°):0.0-180.0:1.0

Test Device: GPM-3000

Distance: 14.040 m [K=1.0000]

Humidity:

Inspector:



Candlepower Table (Continue 7)

Unit: cd

G\C	C225.0	C247.5	C270.0	C292.5	C315.0	C337.5	C360.0			
G74.0	1368.5	1302.3	1345.6	1229.2	1342.9	1326.2	1388.5			
G75.0	1357.1	1284.5	1330.4	1211.3	1331.8	1308.6	1342.3			
G76.0	1343.4	1282.1	1311.9	1196.3	1339.7	1288.5	1308.8			
G77.0	1325.9	1267.7	1296.2	1180.4	1318.0	1256.7	1260.2			
G78.0	1308.0	1245.4	1263.8	1150.8	1315.1	1225.7	1234.4			
G79.0	1275.7	1230.2	1235.0	1129.2	1294.3	1202.6	1195.9			
G80.0	1258.8	1204.5	1211.7	1111.1	1307.2	1164.7	1149.8			
G81.0	1254.3	1191.1	1181.6	1095.1	1278.8	1135.8	1110.4			
G82.0	1236.5	1179.1	1157.8	1077.3	1257.8	1092.6	1065.4			
G83.0	1215.5	1136.1	1124.9	1036.3	1238.0	1060.0	1033.2			
G84.0	1189.8	1121.8	1096.7	1022.2	1204.6	1023.6	991.8			
G85.0	1152.8	1080.9	1059.9	985.1	1196.5	983.8	946.9			
G86.0	1129.4	1051.0	1037.1	961.1	1174.9	943.8	908.1			
G87.0	1108.7	1026.3	1004.1	935.6	1129.5	912.8	869.6			
G88.0	1066.0	978.8	958.7	882.5	1093.7	870.2	839.9			
G89.0	1030.7	953.4	931.0	864.4	1063.6	842.0	794.9			
G90.0	1006.2	909.1	883.8	828.6	1023.0	790.7	771.5			
G91.0	959.9	875.7	858.3	798.9	990.9	774.7	726.0			
G92.0	931.7	843.1	824.0	770.0	944.2	722.7	709.8			
G93.0	912.3	804.4	780.3	730.1	914.2	709.2	668.3			
G94.0	861.3	776.2	757.9	707.0	875.3	664.3	635.9			
G95.0	829.6	729.3	718.3	675.6	842.1	633.0	598.0			
G96.0	802.1	703.6	691.7	639.6	795.3	600.2	577.0			
G97.0	756.5	669.4	664.6	620.9	768.5	571.9	544.5			
G98.0	732.7	636.7	629.3	583.6	724.9	547.0	505.8			
G99.0	700.0	605.7	606.2	566.1	692.3	510.8	476.4			
G100.0	651.3	567.2	574.7	535.8	637.9	480.2	447.1			
G101.0	627.0	540.4	545.4	504.8	610.2	450.9	423.9			
G102.0	590.7	511.3	515.8	484.3	566.4	425.9	383.7			
G103.0	549.6	484.2	485.4	451.3	537.0	393.0	358.4			
G104.0	527.8	455.2	452.7	433.0	492.5	364.2	322.8			
G105.0	477.4	427.1	424.9	403.0	460.5	335.3	301.4			
G106.0	457.8	398.0	386.9	375.7	427.7	312.4	260.6			
G107.0	415.4	372.9	366.5	354.0	388.5	284.3	237.4			
G108.0	395.5	350.3	334.5	326.9	356.4	256.8	210.8			
G109.0	365.8	330.3	306.8	308.2	326.4	241.8	195.9			
G110.0	340.4	303.2	282.0	281.7	307.0	224.4	180.6			

C Plane (°):0.0-360.0: 22.5

Test Lab:

Test Type: TYPE C

Temperature: 25.8 °C

Operator:

Gamma Plane (°):0.0-180.0:1.0

Test Device: GPM-3000

Distance: 14.040 m [K=1.0000]

Humidity:

Inspector:



Candlepower Table (Continue 8)

Unit: cd

G/C	C225.0	C247.5	C270.0	C292.5	C315.0	C337.5	C360.0			
G111.0	317.7	284.9	259.3	271.8	288.2	216.3	157.5			
G112.0	302.9	271.2	244.3	259.1	278.9	200.0	155.7			
G113.0	287.1	257.4	229.4	249.2	260.1	187.2	131.2			
G114.0	279.1	246.9	214.1	236.2	250.0	176.9	125.5			
G115.0	262.6	236.8	202.3	225.5	231.3	156.1	116.0			
G116.0	248.6	224.1	184.3	214.4	213.5	142.8	108.5			
G117.0	233.3	212.6	168.3	202.9	198.7	128.6	110.5			
G118.0	217.9	198.5	151.0	193.3	176.2	120.7	100.4			
G119.0	208.1	186.3	137.8	182.2	153.2	116.1	98.8			
G120.0	189.3	175.6	128.2	170.2	136.3	113.2	96.8			
G121.0	177.0	164.8	120.0	155.1	129.6	111.1	94.7			
G122.0	162.6	153.8	113.2	146.0	124.8	109.5	93.4			
G123.0	158.0	147.6	108.0	137.2	123.0	109.2	93.5			
G124.0	150.1	143.0	105.1	132.7	122.8	109.8	92.5			
G125.0	149.1	139.0	102.7	131.1	123.2	110.5	92.9			
G126.0	139.5	135.8	100.6	131.6	124.4	111.2	93.5			
G127.0	133.2	133.0	99.7	132.2	125.4	113.2	92.9			
G128.0	131.6	129.8	96.8	131.0	126.2	114.1	94.1			
G129.0	128.6	127.7	96.4	130.0	127.7	115.8	94.8			
G130.0	127.9	124.4	93.6	129.3	128.9	116.5	96.1			
G131.0	125.4	122.4	91.3	127.7	129.3	116.9	96.3			
G132.0	122.4	119.0	90.2	126.2	128.3	118.7	97.2			
G133.0	118.2	113.6	86.5	121.9	126.6	119.1	98.1			
G134.0	115.1	108.6	83.8	117.5	123.8	115.1	99.5			
G135.0	110.1	103.8	81.8	112.5	121.3	110.8	98.0			
G136.0	106.4	98.0	80.2	107.3	116.8	106.8	97.4			
G137.0	102.4	94.3	77.7	104.5	111.6	100.9	92.6			
G138.0	97.2	89.6	76.1	100.3	106.4	94.5	88.7			
G139.0	91.1	84.7	75.2	92.6	98.5	86.8	84.1			
G140.0	83.2	78.9	72.3	84.6	90.2	79.6	78.3			
G141.0	74.5	72.2	69.6	77.0	79.5	71.8	72.1			
G142.0	66.4	65.5	65.2	68.7	70.6	66.5	66.0			
G143.0	58.6	59.3	61.2	62.0	61.6	61.1	60.7			
G144.0	51.2	55.5	74.0	55.2	52.1	55.2	56.2			
G145.0	46.0	61.6	60.3	70.9	47.1	51.2	50.5			
G146.0	43.5	52.9	49.5	53.1	45.8	47.8	46.0			
G147.0	42.2	66.7	61.2	50.3	45.2	45.0	42.5			

C Plane (°):0.0-360.0: 22.5

Test Lab:

Test Type: TYPE C

Temperature: 25.8 °C

Operator:

Gamma Plane (°):0.0-180.0:1.0

Test Device: GPM-3000

Distance: 14.040 m [K=1.0000]

Humidity:

Inspector:



Candlepower Table (Continue 9)

Unit: cd

G\C	C225.0	C247.5	C270.0	C292.5	C315.0	C337.5	C360.0			
G148.0	40.8	78.5	48.5	55.2	62.1	42.6	39.7			
G149.0	39.7	59.0	46.0	81.9	69.3	41.0	37.1			
G150.0	40.4	50.2	45.3	86.7	106.1	39.1	34.4			
G151.0	40.6	65.3	64.0	101.4	90.1	38.9	31.8			
G152.0	39.7	79.1	64.1	86.5	69.4	39.8	30.6			
G153.0	40.0	90.2	82.9	61.5	86.8	49.9	30.2			
G154.0	39.7	89.6	82.8	37.8	97.0	54.9	28.8			
G155.0	44.9	100.7	82.0	35.4	125.6	66.1	27.6			
G156.0	60.5	86.6	59.6	34.3	115.4	80.8	26.7			
G157.0	60.7	80.0	36.9	32.5	90.8	79.6	26.9			
G158.0	61.8	63.5	34.3	31.3	108.4	92.6	47.8			
G159.0	79.5	86.0	33.6	30.0	98.2	72.7	28.0			
G160.0	87.4	62.9	32.0	28.4	82.2	71.8	23.3			
G161.0	66.9	40.8	31.0	27.1	58.9	84.1	22.0			
G162.0	60.0	34.9	28.4	26.0	47.1	91.1	21.6			
G163.0	58.5	50.9	27.5	25.6	56.6	89.8	20.5			
G164.0	77.4	55.0	26.4	23.8	47.1	68.1	19.7			
G165.0	78.0	42.4	31.4	22.1	43.0	89.2	18.6			
G166.0	52.8	37.5	47.9	34.7	22.9	66.8	17.3			
G167.0	50.4	26.5	42.9	57.3	21.4	65.0	16.9			
G168.0	48.5	25.8	21.0	43.0	21.0	41.1	17.6			
G169.0	21.8	42.1	24.1	41.2	38.9	55.6	17.0			
G170.0	41.0	42.1	45.9	39.7	41.3	27.6	15.6			
G171.0	43.2	21.8	20.0	15.1	15.7	13.7	14.7			
G172.0	38.0	19.9	17.8	13.1	13.6	12.3	15.7			
G173.0	42.5	19.2	18.0	11.5	12.7	11.1	15.4			
G174.0	52.5	19.3	36.7	10.7	11.6	9.4	13.2			
G175.0	40.1	40.8	31.2	12.2	14.0	13.2	11.1			
G176.0	14.9	13.0	12.5	12.7	13.9	14.6	11.6			
G177.0	12.5	11.1	13.0	12.0	13.8	14.7	12.0			
G178.0	10.6	10.5	12.8	11.0	13.1	14.6	13.6			
G179.0	11.6	11.2	12.6	12.2	12.5	14.4	12.8			
G180.0	11.2	11.5	12.6	11.8	12.2	13.7	12.3			

C Plane (°):0.0-360.0: 22.5
 Test Lab:
 Test Type: TYPE C
 Temperature: 25.8 °C
 Operator:

Gamma Plane (°):0.0-180.0:1.0
 Test Device: GPM-3000
 Distance: 14.040 m [K=1.0000]
 Humidity:
 Inspector: