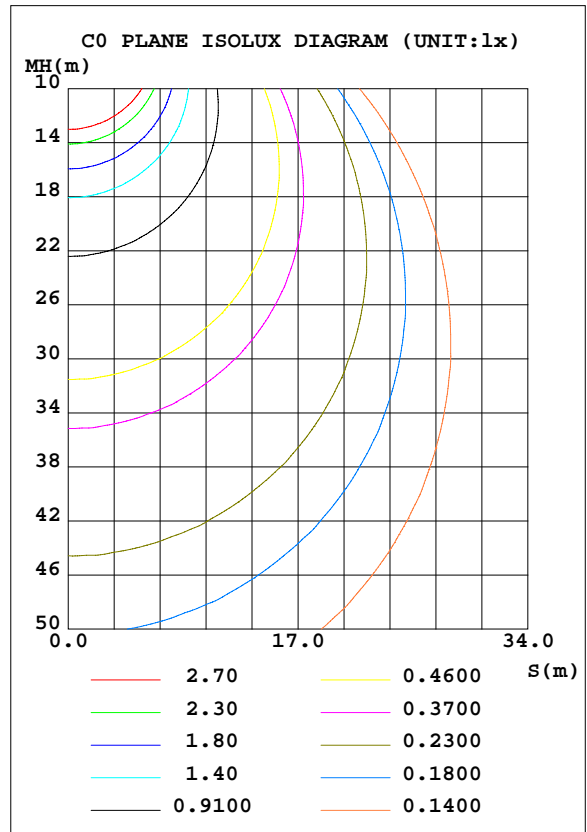
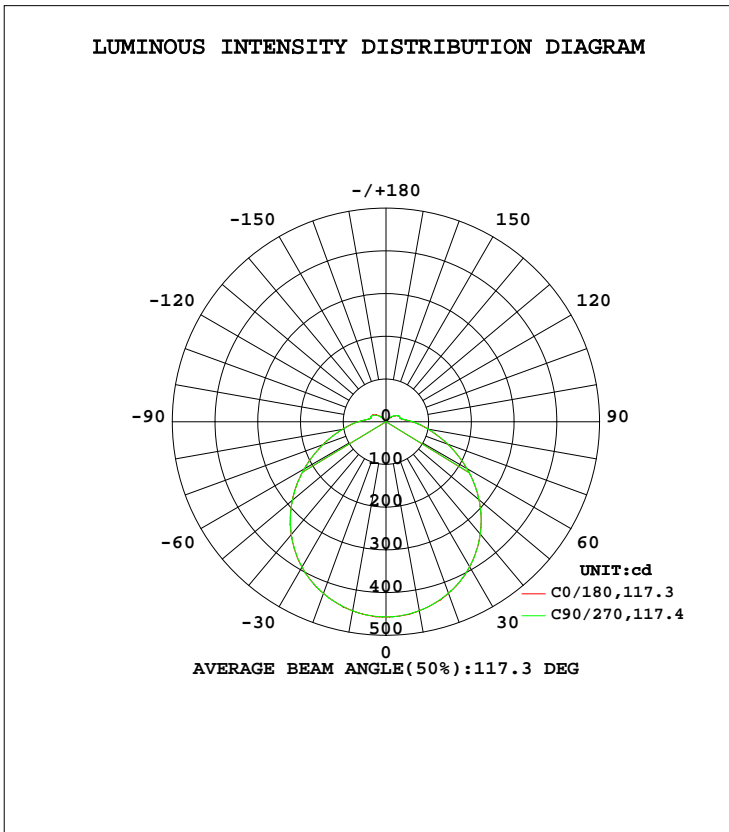


LUMINAIRE PHOTOMETRIC TEST REPORT

Test:U:120.0V I:0.1738A P:20.62W PF:0.9882 Lamp Flux:1636.62x1 lm		
NAME: ASD-LFMDR-MV-12N2050-NK	TYPE:N/A	WEIGHT:N/A
SPEC.:N/A	DIM.: N/A	SERIAL No.:N/A
MFR.: ASD lighting corp.	SUR.:N/A	Shielding Angle:N/A

DATA OF LAMP		PHOTOMETRIC DATA Eff: 79.37 lm/W			
MODEL	ASD-LFMDR-MV-12N2050-NK	I <sub>max</sub> (cd)	457.8	S/MH(C0/180)	1.27
NOMINAL POWER(W)		LOR(%)	100.0	S/MH(C90/270)	1.28
RATED VOLTAGE(V)	120	TOTAL FLUX(lm)	1636.6	η UP, DN(C0-180)	5.2,45.0
NOMINAL FLUX(lm)	1636.62	CIE CLASS	SEMI-D.	η UP, DN(C180-360)	5.1,44.7
LAMPS INSIDE	1	η up(%)	10.3	CIBSE SHR NOM	1.25
TEST VOLTAGE(V)	120	η down(%)	89.7	CIBSE SHR MAX	1.35



C Range: 0 - 360DEG  
 C Interval: 22.5DEG  
 Test Speed: 10.0deg/s  
 Temperature:24.2DEG  
 Operators:Ben  
 Test Date:2020-03-22

γ Range: 0 - 180DEG  
 γ Interval: 1.0DEG  
 Test System:EVERFINE GO-R5000\_V2 SYSTEM V2.0.351  
 Humidity:44%  
 Test Distance:2.506m [K=1.0000]  
 Remarks:

ZONAL FLUX DIAGRAM

ZONAL FLUX DIAGRAM:

γ	C0	C45	C90	C135	C180	C225	C270	C315	γ	Φ zone	Φ total	%lum,lamp
10	448.9	449.2	449.5	449.2	449.1	448.9	448.8	449.1	0- 10	43.25	43.25	2.64,2.64
20	427.5	427.6	427.7	427.6	426.9	426.8	426.7	427.5	10- 20	124.2	167.5	10.2,10.2
30	392.9	392.8	393.1	392.8	391.4	391.6	391.7	392.4	20- 30	189.8	357.3	21.8,21.8
40	345.0	344.4	344.7	344.5	342.8	342.9	343.0	343.9	30- 40	231.3	588.6	36,36
50	286.4	285.8	285.9	285.7	283.7	283.8	284.3	285.2	40- 50	243.6	832.2	50.8,50.8
60	221.4	220.5	220.6	220.5	218.1	218.1	218.7	220.1	50- 60	226.2	1058	64.7,64.7
70	157.2	156.2	156.8	156.4	153.3	153.3	154.1	155.9	60- 70	185.2	1244	76,76
80	104.2	103.3	104.0	103.7	99.74	99.69	100.7	102.5	70- 80	134.7	1378	84.2,84.2
90	65.46	64.68	65.29	65.01	61.54	61.76	63.05	64.66	80- 90	89.53	1468	89.7,89.7
100	39.48	39.78	40.43	39.83	37.39	37.43	38.65	39.73	90-100	54.38	1522	93,93
110	37.05	36.70	36.81	36.66	34.04	34.05	34.19	35.72	100-110	38.42	1561	95.4,95.4
120	32.51	31.57	31.07	30.83	28.77	29.27	29.91	31.52	110-120	33.65	1594	97.4,97.4
130	22.65	21.03	19.82	19.70	18.38	20.53	20.19	21.80	120-130	23.20	1617	98.8,98.8
140	12.03	10.76	8.735	9.354	8.266	10.26	10.20	11.30	130-140	11.85	1629	99.6,99.6
150	5.632	4.402	3.933	5.414	3.532	3.915	4.530	6.183	140-150	4.409	1634	99.8,99.8
160	4.051	2.547	3.215	3.941	3.226	3.340	3.390	2.670	150-160	1.740	1635	99.9,99.9
170	3.391	2.527	3.736	3.812	2.450	3.382	3.104	3.105	160-170	0.9141	1636	100,100
180	0.3445	0.4847	0.6463	0.2554	0.6519	0.6514	0.6537	0.6526	170-180	0.2391	1637	100,100
DEG	LUMINOUS INTENSITY:cd Less than 25% Percent = 11.7 %									UNIT:lm		

Conical surface Flux(90deg): 710.77 lm

%lum = 43.4%  
%lamp = 43.4%

Conical surface Flux(120deg): 1058.4 lm

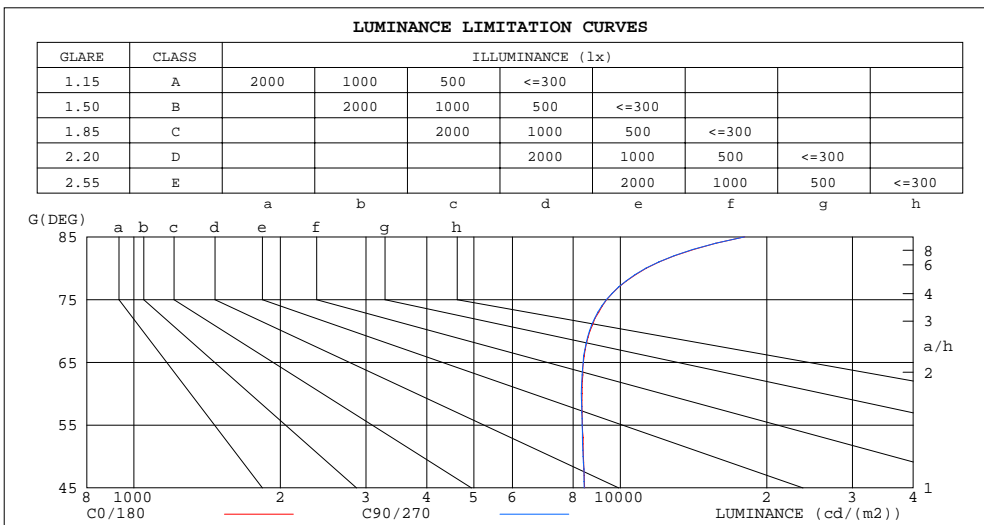
%lum = 64.7%  
%lamp = 64.7%

C Range: 0 - 360DEG  
C Interval: 22.5DEG  
Test Speed: 10.0deg/s  
Temperature:24.2DEG  
Operators:Ben  
Test Date:2020-03-22

γ Range: 0 - 180DEG  
γ Interval: 1.0DEG  
Test System:EVERFINE GO-R5000\_V2 SYSTEM V2.0.351  
Humidity:44%  
Test Distance:2.506m [K=1.0000]  
Remarks:

LUMINANCE LIMITATION CURVES

Test:U:120.0V I:0.1738A P:20.62W PF:0.9882 Lamp Flux:1636.62x1 lm		
NAME:ASD-LFMDR-MV-12N2050-NK	TYPE:N/A	WEIGHT:N/A
SPEC.:N/A	DIM.: N/A	SERIAL No.:N/A
MFR.: ASD lighting corp.	SUR.:N/A	Shielding Angle:N/A



LUMINANCE cd/(m2)		
G(DEG)	C0/180	C90/270
85	18023	18003
80	11307	11285
75	9379	9361
70	8659	8640
65	8392	8390
60	8344	8316
55	8357	8344
50	8397	8384
45	8443	8426

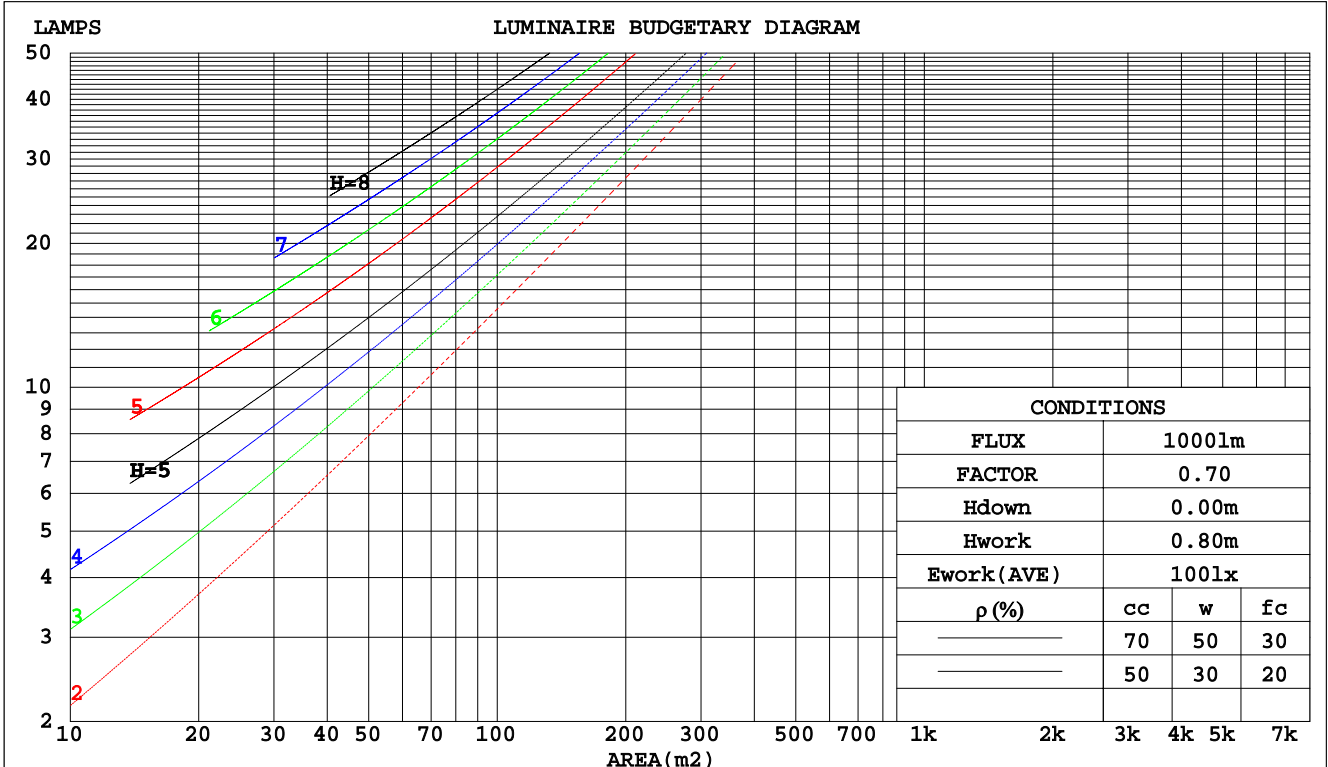
C Range: 0 - 360DEG  
 C Interval: 22.5DEG  
 Test Speed: 10.0deg/s  
 Temperature:24.2DEG  
 Operators:Ben  
 Test Date:2020-03-22

γ Range: 0 - 180DEG  
 γ Interval: 1.0DEG  
 Test System:EVERFINE GO-R5000\_V2 SYSTEM V2.0.351  
 Humidity:44%  
 Test Distance:2.506m [K=1.0000]  
 Remarks:

CU AND LUMINAIRE BUDGETARY ESTIMATE DIAGRAM

Test:U:120.0V I:0.1738A P:20.62W PF:0.9882 Lamp Flux:1636.62x1 lm		
NAME: ASD-LFMDR-MV-12N2050-NK	TYPE:N/A	WEIGHT:N/A
SPEC.:N/A	DIM.: N/A	SERIAL No.:N/A
MFR.: ASD lighting corp.	SUR.:N/A	Shielding Angle:N/A

pcc	80%			70%			50%			30%			10%			0
	50%	30%	10%	50%	30%	10%	50%	30%	10%	50%	30%	10%	50%	30%	10%	0
pw																
pfc	20%			20%			20%			20%			20%			0
RCR	RCR:Room Cavity Ratio															
	Coefficients of Utilization(CU)															
0.0	1.17	1.17	1.17	1.13	1.13	1.13	1.05	1.05	1.05	.99	.99	.99	.93	.93	.93	.90
1.0	.99	.94	.90	.96	.91	.87	.90	.86	.83	.84	.81	.78	.79	.76	.74	.71
2.0	.85	.78	.72	.83	.76	.70	.77	.72	.67	.73	.68	.64	.68	.64	.61	.58
3.0	.75	.66	.59	.72	.64	.58	.68	.61	.56	.64	.58	.53	.60	.55	.51	.48
4.0	.66	.57	.50	.64	.55	.49	.60	.53	.47	.56	.50	.45	.53	.48	.44	.41
5.0	.59	.49	.42	.57	.48	.42	.54	.46	.40	.50	.44	.39	.48	.42	.38	.35
6.0	.53	.43	.37	.51	.43	.36	.48	.41	.35	.46	.39	.34	.43	.37	.33	.31
7.0	.48	.39	.32	.46	.38	.32	.44	.36	.31	.41	.35	.30	.39	.34	.29	.27
8.0	.43	.35	.29	.42	.34	.28	.40	.33	.28	.38	.32	.27	.36	.30	.26	.24
9.0	.40	.31	.26	.39	.31	.25	.37	.30	.25	.35	.29	.24	.33	.28	.23	.22
10.0	.37	.29	.23	.36	.28	.23	.34	.27	.22	.32	.26	.22	.31	.25	.21	.19



C Range: 0 - 360DEG  
 C Interval: 22.5DEG  
 Test Speed: 10.0deg/s  
 Temperature:24.2DEG  
 Operators:Ben  
 Test Date:2020-03-22

γ Range: 0 - 180DEG  
 γ Interval: 1.0DEG  
 Test System:EVERFINE GO-R5000\_V2 SYSTEM V2.0.351  
 Humidity:44%  
 Test Distance:2.506m [K=1.0000]  
 Remarks:

WEC AND CCEC

Test:U:120.0V I:0.1738A P:20.62W PF:0.9882 Lamp Flux:1636.62x1 lm		
NAME: ASD-LFMDR-MV-12N2050-NK	TYPE:N/A	WEIGHT:N/A
SPEC.:N/A	DIM.: N/A	SERIAL No.:N/A
MFR.:ASD lighting corp.	SUR.:N/A	Shielding Angle:N/A

ρcc	80%			70%			50%			30%			10%			0
ρw	50%	30%	10%	50%	30%	10%	50%	30%	10%	50%	30%	10%	50%	30%	10%	0
ρfc	20%			20%			20%			20%			20%			0
RCR	RCR:Room Cavity Ratio						Wall Exitance Coefficients(WEC)									
0.0																
1.0	.354	.202	.064	.344	.196	.062	.325	.186	.060	.307	.177	.057	.291	.169	.054	
2.0	.315	.173	.053	.306	.169	.052	.289	.161	.050	.273	.153	.048	.258	.146	.046	
3.0	.284	.151	.045	.276	.148	.044	.260	.141	.043	.246	.135	.041	.233	.129	.040	
4.0	.258	.134	.039	.251	.131	.039	.237	.126	.038	.224	.120	.036	.212	.115	.035	
5.0	.236	.120	.035	.230	.118	.034	.217	.113	.033	.205	.108	.032	.194	.104	.031	
6.0	.218	.109	.031	.212	.107	.031	.200	.103	.030	.190	.099	.029	.180	.095	.028	
7.0	.202	.100	.028	.196	.098	.028	.186	.094	.027	.176	.090	.026	.167	.087	.025	
8.0	.188	.092	.026	.183	.090	.025	.173	.086	.025	.164	.083	.024	.156	.080	.023	
9.0	.175	.085	.024	.171	.083	.023	.162	.080	.023	.154	.077	.022	.146	.074	.021	
10.0	.164	.079	.022	.160	.077	.022	.152	.075	.021	.145	.072	.020	.138	.069	.020	

ρcc	80%			70%			50%			30%			10%			0
ρw	50%	30%	10%	50%	30%	10%	50%	30%	10%	50%	30%	10%	50%	30%	10%	0
ρfc	20%			20%			20%			20%			20%			0
RCR	RCR:Room Cavity Ratio						Ceiling Cavity Exitance Coefficients(CCEC)									
0.0	.269	.269	.269	.230	.230	.230	.157	.157	.157	.090	.090	.090	.029	.029	.029	
1.0	.263	.235	.210	.225	.202	.181	.154	.139	.125	.088	.080	.073	.028	.026	.024	
2.0	.255	.212	.175	.219	.182	.151	.150	.126	.105	.086	.073	.062	.028	.024	.020	
3.0	.247	.195	.152	.212	.168	.132	.146	.117	.093	.084	.068	.055	.027	.022	.018	
4.0	.240	.182	.137	.206	.157	.119	.141	.109	.084	.082	.064	.050	.026	.021	.016	
5.0	.232	.172	.127	.199	.149	.111	.137	.104	.078	.080	.061	.046	.026	.020	.015	
6.0	.225	.164	.120	.193	.142	.104	.133	.099	.074	.077	.058	.044	.025	.019	.014	
7.0	.218	.157	.114	.187	.136	.099	.129	.095	.070	.075	.056	.042	.024	.018	.014	
8.0	.211	.151	.110	.182	.131	.096	.126	.092	.068	.073	.054	.040	.024	.018	.013	
9.0	.205	.146	.107	.177	.127	.093	.122	.089	.066	.071	.053	.039	.023	.017	.013	
10.0	.199	.142	.104	.172	.123	.091	.119	.087	.064	.069	.051	.038	.023	.017	.013	

C Range: 0 - 360DEG  
 C Interval: 22.5DEG  
 Test Speed: 10.0deg/s  
 Temperature:24.2DEG  
 Operators:Ben  
 Test Date:2020-03-22

γ Range: 0 - 180DEG  
 γ Interval: 1.0DEG  
 Test System:EVERFINE GO-R5000\_V2 SYSTEM V2.0.351  
 Humidity:44%  
 Test Distance:2.506m [K=1.0000]  
 Remarks:

UGR(Unified Glare Rating) Table

Test:U:120.0V I:0.1738A P:20.62W PF:0.9882 Lamp Flux:1636.62x1 lm										
NAME: ASD-LFMDR-MV-12N2050-NK					TYPE:N/A			WEIGHT:N/A		
SPEC.:N/A					DIM.: N/A			SERIAL No.:N/A		
MFR.: ASD lighting corp.					SUR.:N/A			Shielding Angle:N/A		
ceiling/cavity	0.7	0.7	0.5	0.5	0.3	0.7	0.7	0.5	0.5	0.3
walls	0.5	0.3	0.5	0.3	0.3	0.5	0.3	0.5	0.3	0.3
working plane	0.2	0.2	0.2	0.2	0.2	0.2	0.2	0.2	0.2	0.2
Room dimensions	Viewed crosswise					Viewed endwise				
x = 2H y = 2H	19.6	21.0	20.0	21.4	21.8	19.6	21.0	20.0	21.4	21.8
3H	21.4	22.7	21.8	23.1	23.6	21.4	22.7	21.8	23.1	23.6
4H	22.3	23.6	22.8	24.0	24.5	22.3	23.6	22.8	24.0	24.5
6H	23.3	24.5	23.8	24.9	25.4	23.3	24.4	23.7	24.9	25.4
8H	23.8	24.9	24.3	25.4	25.9	23.8	24.9	24.3	25.4	25.9
12H	24.4	25.5	24.9	26.0	26.5	24.4	25.5	24.9	25.9	26.5
4H 2H	20.2	21.5	20.7	21.9	22.4	20.2	21.5	20.7	21.9	22.4
3H	22.3	23.4	22.8	23.8	24.4	22.2	23.3	22.7	23.8	24.3
4H	23.3	24.3	23.9	24.9	25.4	23.3	24.3	23.8	24.8	25.4
6H	24.5	25.4	25.0	25.9	26.5	24.5	25.4	25.0	25.9	26.5
8H	25.1	25.9	25.7	26.5	27.1	25.1	25.9	25.7	26.5	27.1
12H	25.8	26.6	26.4	27.2	27.8	25.8	26.6	26.4	27.1	27.8
8H 4H	23.8	24.6	24.3	25.1	25.7	23.7	24.6	24.3	25.1	25.7
6H	25.2	25.9	25.8	26.4	27.1	25.1	25.9	25.7	26.4	27.1
8H	26.0	26.6	26.6	27.2	27.9	25.9	26.6	26.6	27.2	27.8
12H	26.9	27.4	27.5	28.0	28.7	26.9	27.4	27.5	28.0	28.7
12H 4H	23.8	24.6	24.4	25.2	25.8	23.8	24.6	24.4	25.2	25.8
6H	25.3	26.0	25.9	26.6	27.2	25.3	26.0	25.9	26.6	27.2
8H	26.2	26.8	26.9	27.4	28.1	26.2	26.8	26.8	27.4	28.1
Variations with the observer position at spacings:										
S = 1.0H	+ 0.1 / - 0.1					+ 0.1 / - 0.1				
1.5H	+ 0.2 / - 0.3					+ 0.2 / - 0.3				
2.0H	+ 0.2 / - 0.3					+ 0.2 / - 0.3				

CIE Pub.117 Corrected 1637 lm Total Lamp Luminous Flux.(8log(F/F0) = 1.7)

C Range: 0 - 360DEG  
 C Interval: 22.5DEG  
 Test Speed: 10.0deg/s  
 Temperature:24.2DEG  
 Operators:Ben  
 Test Date:2020-03-22

γ Range: 0 - 180DEG  
 γ Interval: 1.0DEG  
 Test System:EVERFINE GO-R5000\_V2 SYSTEM V2.0.351  
 Humidity:44%  
 Test Distance:2.506m [K=1.0000]  
 Remarks:

**UTILIZATION FACTORS TABLE**

Test:U:120.0V I:0.1738A P:20.62W PF:0.9882 Lamp Flux:1636.62x1 lm		
NAME: ASD-LFMDR-MV-12N2050-NK	TYPE:N/A	WEIGHT:N/A
SPEC.:N/A	DIM.: N/A	SERIAL No.:N/A
MFR.: ASD lighting corp.	SUR.:N/A	Shielding Angle:N/A

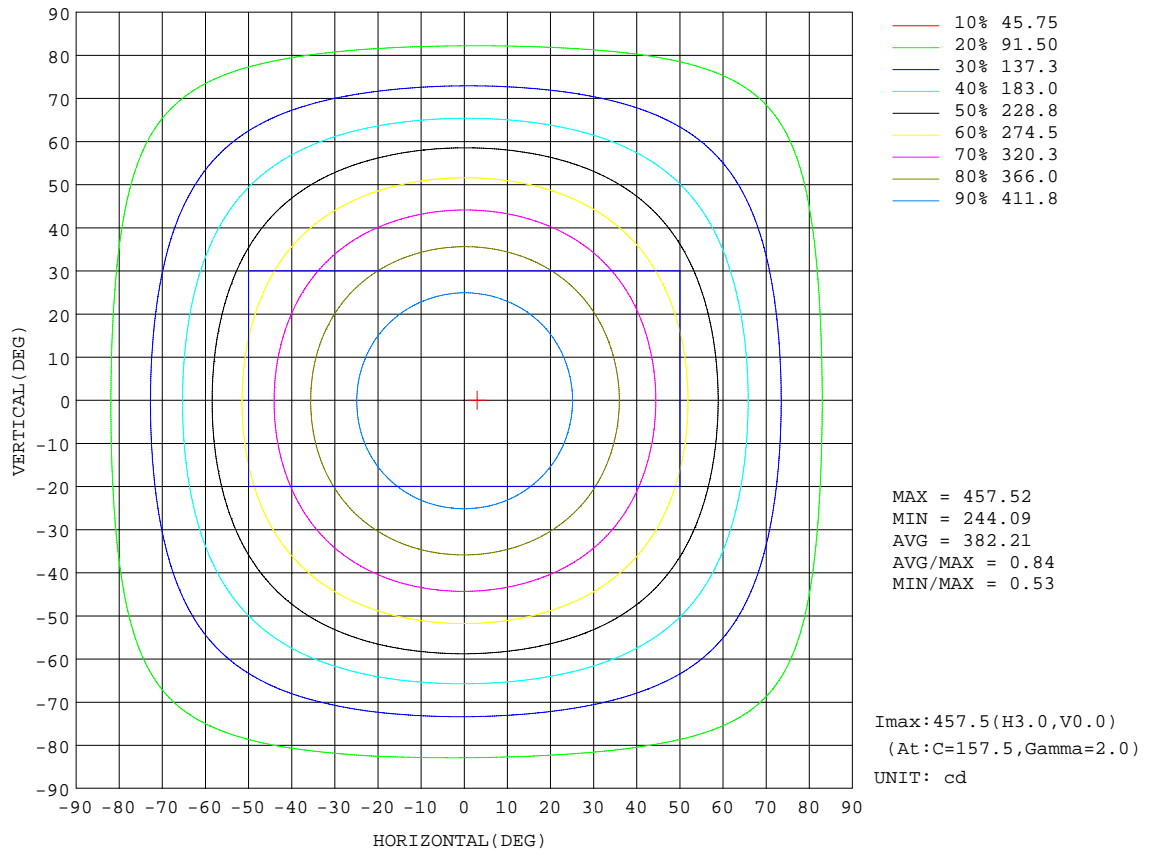
REFLECTANCE										
Ceiling	0.8	0.8	0.8	0.7	0.7	0.7	0.5	0.5	0.5	0
Walls	0.7	0.5	0.3	0.7	0.5	0.3	0.7	0.5	0.3	0
Working plane	0.2	0.2	0.2	0.2	0.2	0.2	0.2	0.2	0.2	0
ROOM INDEX	UTILIZATION FACTORS(PERCENT) $k(RI) \times RCR = 5$									
k = 0.60	52	40	33	51	40	33	50	39	33	26
0.80	62	49	42	60	49	41	58	48	41	33
1.00	70	58	50	68	57	49	65	58	48	40
1.25	77	65	57	75	64	56	71	62	55	47
1.50	82	70	63	79	69	62	75	67	60	51
2.00	89	79	71	86	77	70	81	74	68	58
2.50	93	84	77	90	82	75	85	78	72	62
3.00	96	88	82	93	86	80	88	82	77	65
4.00	101	94	88	98	91	86	92	87	82	70
5.00	104	98	92	100	95	90	94	90	86	73
ROOM INDEX	UF(total)									Direct
According to DIN EN 13032-2 2004			Suspended				SHRNOM = 1.25			

C Range: 0 - 360DEG  
 C Interval: 22.5DEG  
 Test Speed: 10.0deg/s  
 Temperature:24.2DEG  
 Operators:Ben  
 Test Date:2020-03-22

$\gamma$  Range: 0 - 180DEG  
 $\gamma$  Interval: 1.0DEG  
 Test System:EVERFINE GO-R5000\_V2 SYSTEM V2.0.351  
 Humidity:44%  
 Test Distance:2.506m [K=1.0000]  
 Remarks:

ISOCANDELA DIAGRAM

Test:U:120.0V I:0.1738A P:20.62W PF:0.9882 Lamp Flux:1636.62x1 lm		
NAME: ASD-LFMDR-MV-12N2050-NK	TYPE:N/A	WEIGHT:N/A
SPEC.:N/A	DIM.: N/A	SERIAL No.:N/A
MFR.: ASD lighting corp.	SUR.:N/A	Shielding Angle:N/A



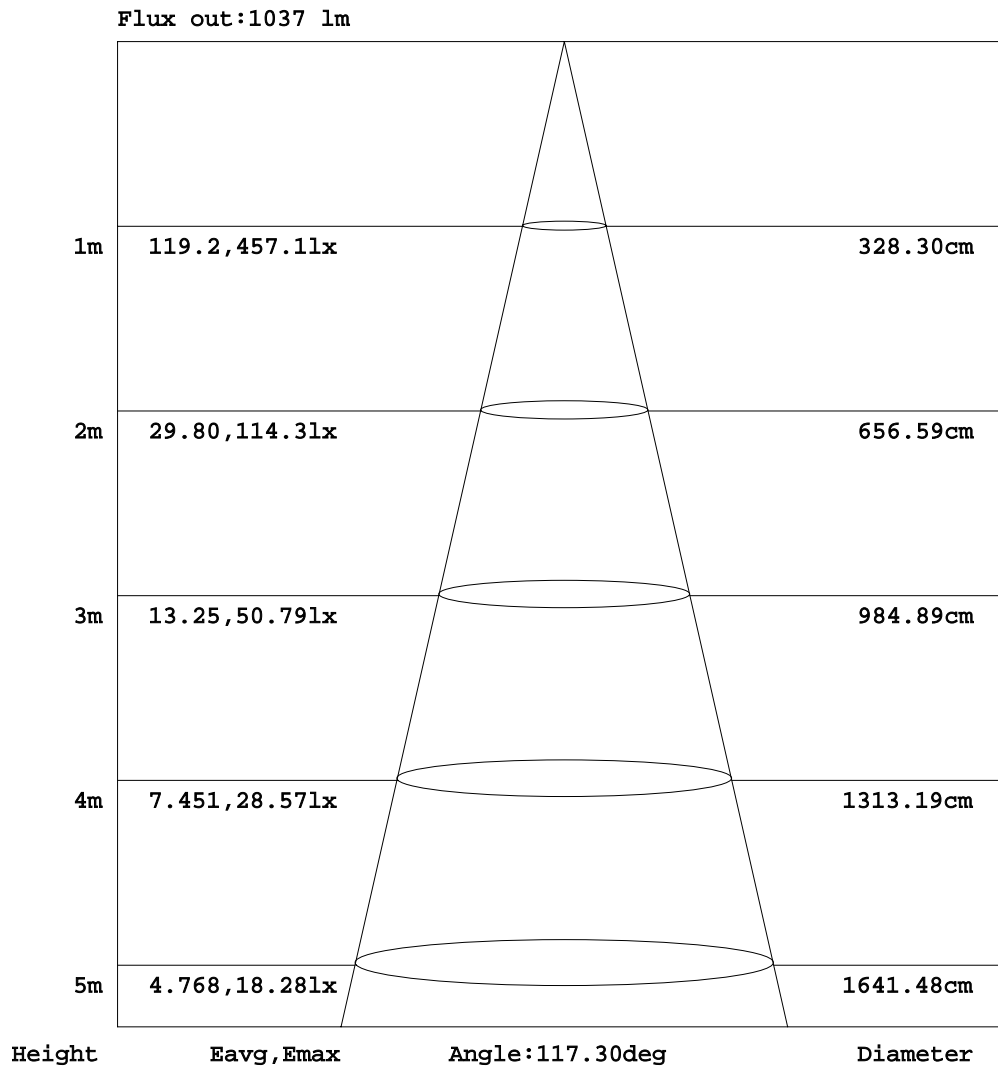
C Range: 0 - 360DEG  
 C Interval: 22.5DEG  
 Test Speed: 10.0deg/s  
 Temperature:24.2DEG  
 Operators:Ben  
 Test Date:2020-03-22

$\gamma$  Range: 0 - 180DEG  
 $\gamma$  Interval: 1.0DEG  
 Test System:EVERFINE GO-R5000\_V2 SYSTEM V2.0.351  
 Humidity:44%  
 Test Distance:2.506m [K=1.0000]  
 Remarks:



AAI Figure

Test:U:120.0V I:0.1738A P:20.62W PF:0.9882 Lamp Flux:1636.62x1 lm		
NAME: ASD-LFMDR-MV-12N2050-NK	TYPE:N/A	WEIGHT:N/A
SPEC.:N/A	DIM.: N/A	SERIAL No.:N/A
MFR.:ASD lighting corp.	SUR.:N/A	Shielding Angle:N/A



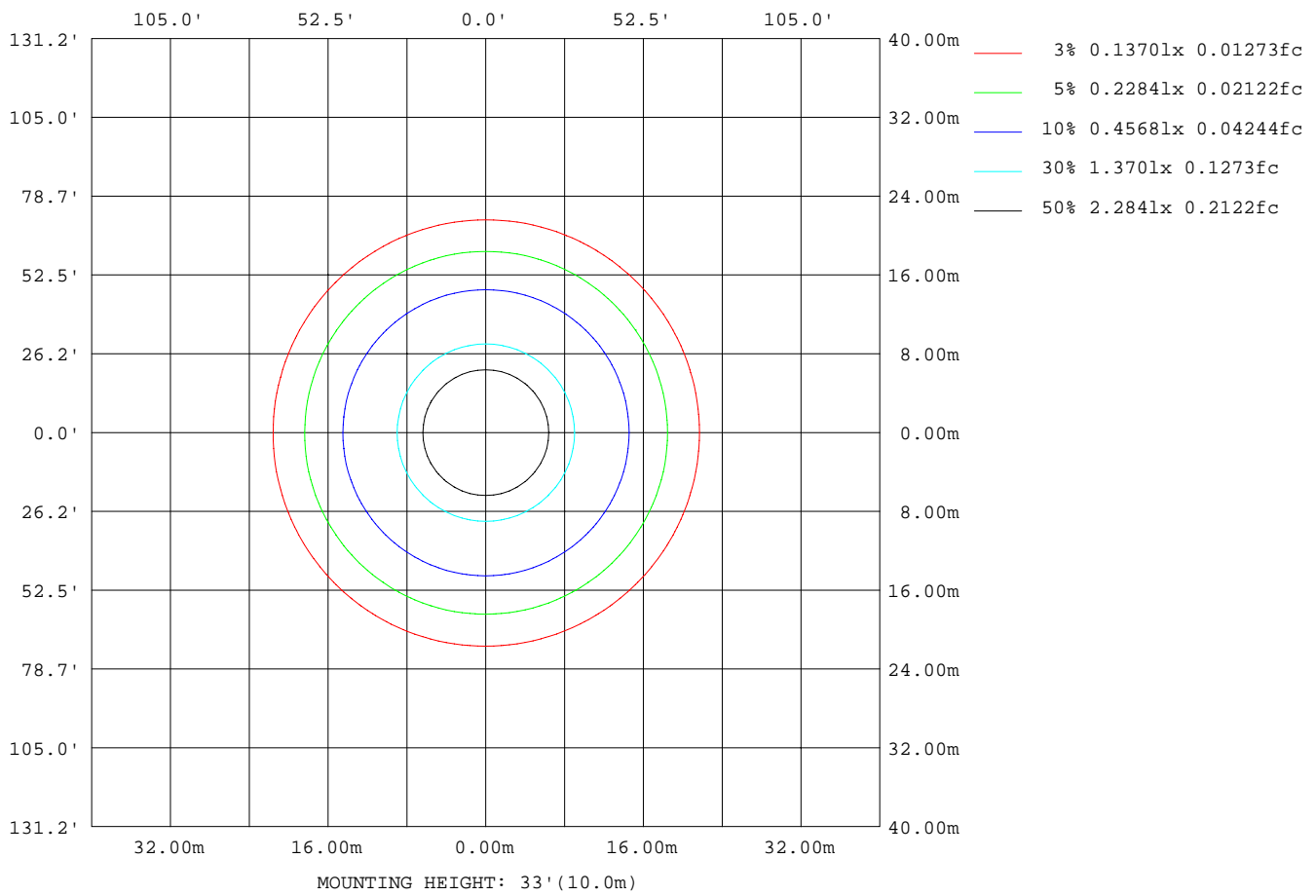
Note:The Curves indicate the illuminated area and the average illumination when the luminaire is at different distance.

C Range: 0 - 360DEG  
 C Interval: 22.5DEG  
 Test Speed: 10.0deg/s  
 Temperature:24.2DEG  
 Operators:Ben  
 Test Date:2020-03-22

γ Range: 0 - 180DEG  
 γ Interval: 1.0DEG  
 Test System:EVERFINE GO-R5000\_V2 SYSTEM V2.0.351  
 Humidity:44%  
 Test Distance:2.506m [K=1.0000]  
 Remarks:

**ISOLUX DIAGRAM**

Test:U:120.0V I:0.1738A P:20.62W PF:0.9882 Lamp Flux:1636.62x1 lm		
NAME: ASD-LFMDR-MV-12N2050-NK	TYPE:N/A	WEIGHT:N/A
SPEC.:N/A	DIM.: N/A	SERIAL No.:N/A
MFR.: ASD lighting corp.	SUR.:N/A	Shielding Angle:N/A



C Range: 0 - 360DEG  
 C Interval: 22.5DEG  
 Test Speed: 10.0deg/s  
 Temperature:24.2DEG  
 Operators:Ben  
 Test Date:2020-03-22

γ Range: 0 - 180DEG  
 γ Interval: 1.0DEG  
 Test System:EVERFINE GO-R5000\_V2 SYSTEM V2.0.351  
 Humidity:44%  
 Test Distance:2.506m [K=1.0000]  
 Remarks:

**LED Avg.L Report**

Test:U:120.0V I:0.1738A P:20.62W PF:0.9882 Lamp Flux:1636.62x1 lm		
NAME: ASD-LFMDR-MV-12N2050-NK	TYPE:N/A	WEIGHT:N/A
SPEC.:N/A	DIM.: N/A	SERIAL No.:N/A
MFR.: ASD lighting corp.	SUR.:N/A	Shielding Angle:N/A

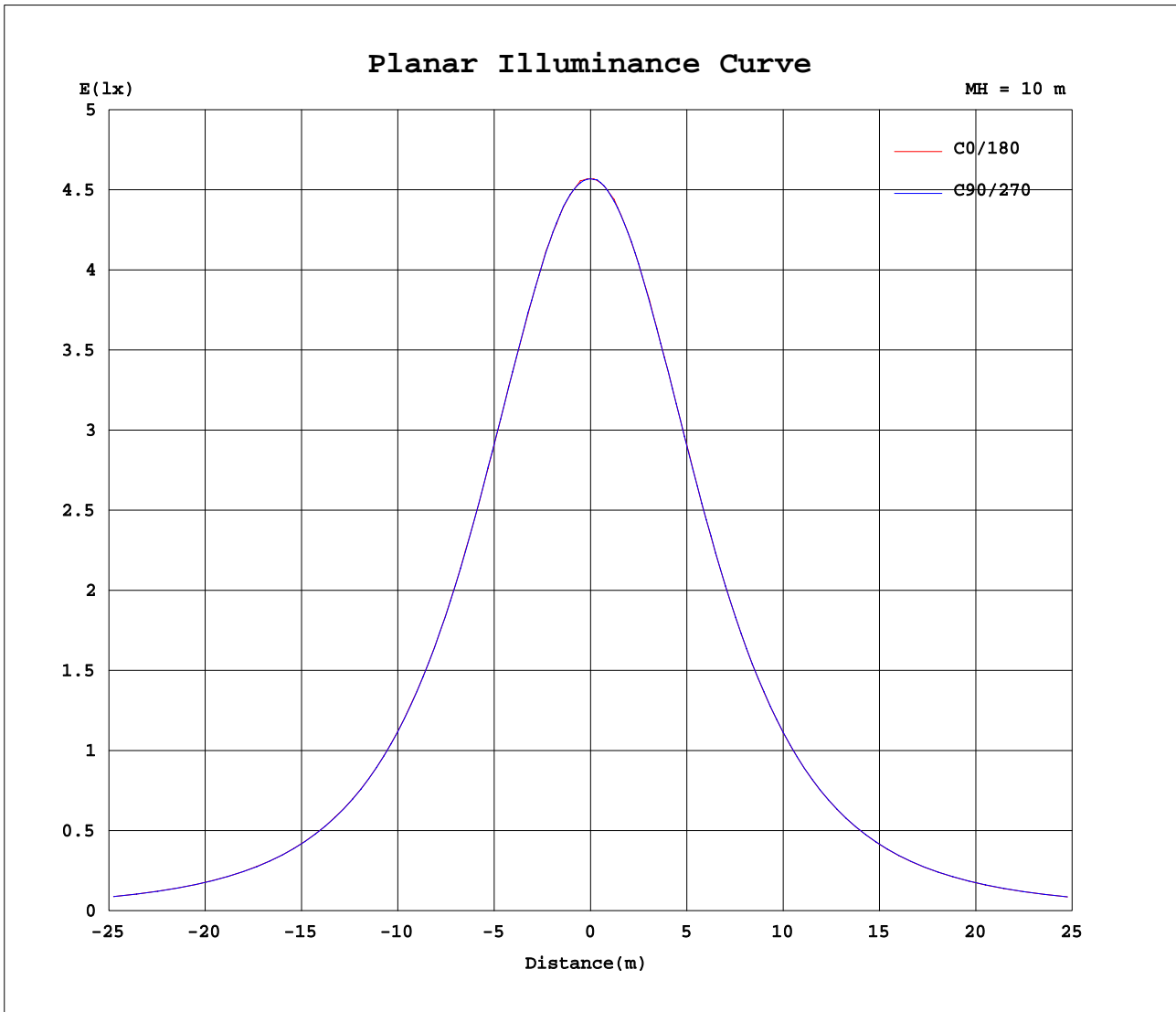
AvgL	cd/m2
L_0~180(65)av	8322
L_0~180(75)av	9215
L_0~180(85)av	17579
L_90~270(65)av	8325
L_90~270(75)av	9227
L_90~270(85)av	17668
L_45(65)av	8322
L_45(75)av	9227
L_45(85)av	17649

Standard: GB/T 29293-2012

C Range: 0 - 360DEG  
 C Interval: 22.5DEG  
 Test Speed: 10.0deg/s  
 Temperature:24.2DEG  
 Operators:Ben  
 Test Date:2020-03-22

γ Range: 0 - 180DEG  
 γ Interval: 1.0DEG  
 Test System:EVERFINE GO-R5000\_V2 SYSTEM V2.0.351  
 Humidity:44%  
 Test Distance:2.506m [K=1.0000]  
 Remarks:

Planar Illuminance Curve



C Range: 0 - 360DEG  
 C Interval: 22.5DEG  
 Test Speed: 10.0deg/s  
 Temperature: 24.2DEG  
 Operators: Ben  
 Test Date: 2020-03-22

$\gamma$  Range: 0 - 180DEG  
 $\gamma$  Interval: 1.0DEG  
 Test System: EVERFINE GO-R5000\_V2 SYSTEM V2.0.351  
 Humidity: 44%  
 Test Distance: 2.506m [K=1.0000]  
 Remarks:

LUMINOUS DISTRIBUTION INTENSITY DATA

Test:U:120.0V I:0.1738A P:20.62W PF:0.9882 Lamp Flux:1636.62x1 lm		
NAME: ASD-LFMDR-MV-12N2050-NK	TYPE:N/A	WEIGHT:N/A
SPEC.:N/A	DIM.: N/A	SERIAL No.:N/A
MFR.: ASD lighting corp.	SUR.:N/A	Shielding Angle:N/A

Table--1

UNIT: cd

C( DEG) γ (DEG)	0	22.5	45	67.5	90	112.5	135	157.5	180	202.5	225	247.5	270	292.5	315	337.5			
0	457	457	457	457	457	457	457	457	457	457	457	457	457	457	457	457			
5	455	455	454	455	455	455	455	455	455	454	454	454	455	455	455	455			
10	449	449	449	449	449	449	449	449	449	449	449	449	449	449	449	449			
15	440	440	440	440	440	440	440	440	440	439	439	439	440	440	440	440			
20	427	427	428	428	428	428	428	428	427	427	427	427	427	427	428	427			
25	412	412	412	412	412	413	412	412	411	411	411	411	411	412	412	412			
30	393	393	393	393	393	393	393	392	391	391	392	392	392	392	392	392			
35	371	370	370	370	370	371	370	370	369	369	369	369	369	369	370	370			
40	345	345	344	344	345	345	345	344	343	343	343	343	343	343	344	344			
45	317	317	316	316	316	317	317	316	315	314	315	315	315	315	316	316			
50	286	286	286	286	286	286	286	285	284	284	284	284	284	285	285	286			
55	254	254	253	254	254	254	254	253	252	251	251	252	252	253	253	254			
60	221	221	220	220	221	221	220	220	218	218	218	218	219	219	220	221			
65	188	188	187	187	188	188	188	186	185	185	185	185	185	186	187	188			
70	157	157	156	156	157	157	156	155	153	153	153	154	154	155	156	157			
75	129	128	128	128	129	129	128	127	124	124	124	125	125	126	127	128			
80	104	104	103	103	104	105	104	102	99.7	99.3	99.7	100	101	101	103	103			
85	83.4	82.8	82.5	82.7	83.2	83.8	83.0	81.3	79.2	78.5	79.0	79.8	80.2	81.2	82.0	82.6			
90	65.5	64.9	64.7	64.8	65.3	65.9	65.0	63.6	61.5	61.1	61.8	62.7	63.1	63.8	64.7	64.9			
95	49.6	49.7	49.3	49.4	49.9	50.2	49.8	48.2	46.8	46.5	47.3	48.0	48.2	48.9	49.5	50.0			
100	39.5	40.1	39.8	39.8	40.4	40.1	39.8	38.9	37.4	37.3	37.4	37.9	38.7	38.9	39.7	40.2			
105	36.7	37.2	36.8	36.7	37.0	37.0	36.7	35.5	34.3	34.0	34.0	34.1	34.2	34.9	35.8	36.6			
110	37.0	37.2	36.7	36.5	36.8	37.0	36.7	35.3	34.0	33.8	34.0	34.2	34.2	34.7	35.7	36.7			
115	36.1	35.8	35.2	34.9	35.1	35.4	35.0	33.5	32.4	32.3	32.8	33.2	32.9	33.5	34.5	35.4			
120	32.5	32.1	31.6	31.3	31.1	31.3	30.8	29.7	28.8	28.8	29.3	30.0	29.9	30.6	31.5	32.1			
125	27.9	27.3	26.5	26.1	25.6	26.0	25.5	24.4	23.9	24.1	24.7	25.5	25.3	26.1	26.9	27.5			
130	22.6	22.0	21.0	20.4	19.8	20.2	19.7	18.8	18.4	18.9	20.5	20.6	20.2	21.1	21.8	22.4			
135	17.1	16.7	15.9	15.0	14.1	14.0	14.2	13.1	13.0	13.6	14.5	15.2	15.5	16.0	16.4	17.0			
140	12.0	11.4	10.8	9.29	8.73	9.84	9.35	8.22	8.27	8.69	10.3	10.0	10.2	11.7	11.3	11.9			
145	7.90	8.10	6.79	6.15	5.52	6.58	5.85	5.62	6.28	5.97	5.94	6.68	7.04	7.76	8.04	9.71			
150	5.63	5.19	4.40	4.11	3.93	3.95	5.41	3.57	3.53	3.45	3.91	4.07	4.53	4.90	6.18	5.22			
155	4.32	4.80	2.95	3.37	3.23	3.61	3.76	3.56	3.45	3.50	3.87	3.15	3.52	3.37	3.63	4.32			
160	4.05	3.97	2.55	3.46	3.22	3.78	3.94	3.14	3.23	3.44	3.34	3.17	3.39	1.99	2.67	3.41			
165	3.75	3.66	2.52	3.49	3.76	3.80	3.88	3.14	2.62	3.29	3.33	3.32	3.37	2.06	1.99	3.55			
170	3.39	3.66	2.53	2.61	3.74	3.76	3.81	2.49	2.45	2.46	3.38	3.52	3.10	2.12	3.11	2.79			
175	2.06	2.13	2.40	1.72	2.84	3.32	2.73	1.27	1.99	2.01	2.18	2.29	2.19	2.52	3.27	2.10			
180	0.34	0.51	0.48	0.73	0.65	0.36	0.26	0.00	0.65	0.65	0.65	0.65	0.65	0.65	0.65	0.65			

C Range: 0 - 360DEG  
 C Interval: 22.5DEG  
 Test Speed: 10.0deg/s  
 Temperature:24.2DEG  
 Operators:Ben  
 Test Date:2020-03-22

γ Range: 0 - 180DEG  
 γ Interval: 1.0DEG  
 Test System:EVERFINE GO-R5000\_V2 SYSTEM V2.0.351  
 Humidity:44%  
 Test Distance:2.506m [K=1.0000]  
 Remarks: