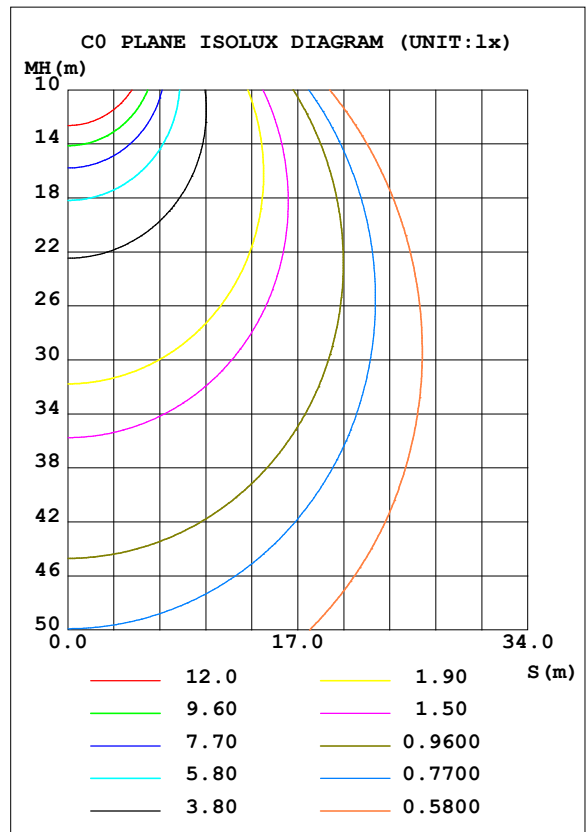
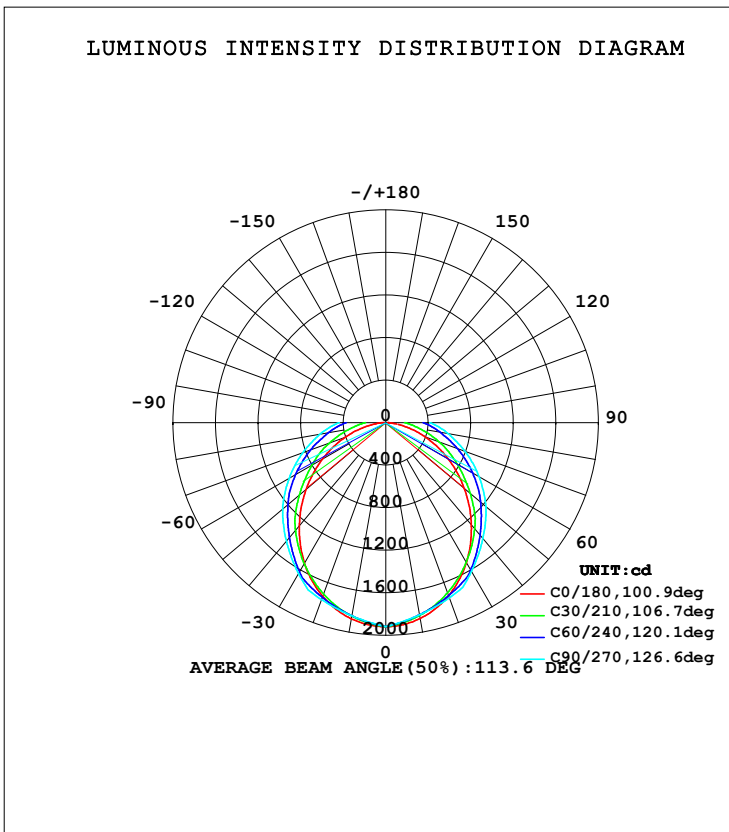


LUMINAIRE PHOTOMETRIC TEST REPORT

Test:U:120.1V I:0.3710A P:44.49W PF:0.9983 Lamp Flux:5852.6x1 lm		
NAME: ASD-LSF5-4A44AC-MS-SW (44W 5000K)	TYPE:LED	WEIGHT:
SPEC.:	DIM.: 1219*66*68mm	SERIAL No.:
MFR.: ASD lighting corp.	SUR.:1219*66*68mm	PROTECTION ANGLE:

DATA OF LAMP		PHOTOMETRIC DATA Eff: 131.54 lm/W			
MODEL	ASD-LSF5-4A44AC-MS-SW	I _{max} (cd)	1918	S/MH (C0/180)	1.19
NOMINAL POWER (W)	44	LOR (%)	100.0	S/MH (C90/270)	1.27
RATED VOLTAGE (V)	120-277	TOTAL FLUX (lm)	5852.6	η UP, DN (C0-180)	0.0, 49.4
NOMINAL FLUX (lm)	5852.6	CIE CLASS	DIRECT	η UP, DN (C180-360)	0.0, 50.6
LAMPS INSIDE	1	η up (%)	0.0	CIBSE SHR NOM	1.25
TEST VOLTAGE (V)	120	η down (%)	100.0	CIBSE SHR MAX	1.35



C Range: 0 - 360DEG
 C Interval: 5.0DEG
 Test Speed: HIGH
 Temperature: 25DEG
 Operators: Peter
 Test Date: 2020-03-25

γ Range: 0 - 90DEG
 γ Interval: 0.5DEG
 Test System: EVERFINE GO-2000A_V1 SYSTEM V2.0.290
 Humidity: 50%
 Test Distance: 8.900m [K=1.0000]
 Remarks:

ZONAL FLUX DIAGRAM

ZONAL FLUX DIAGRAM:

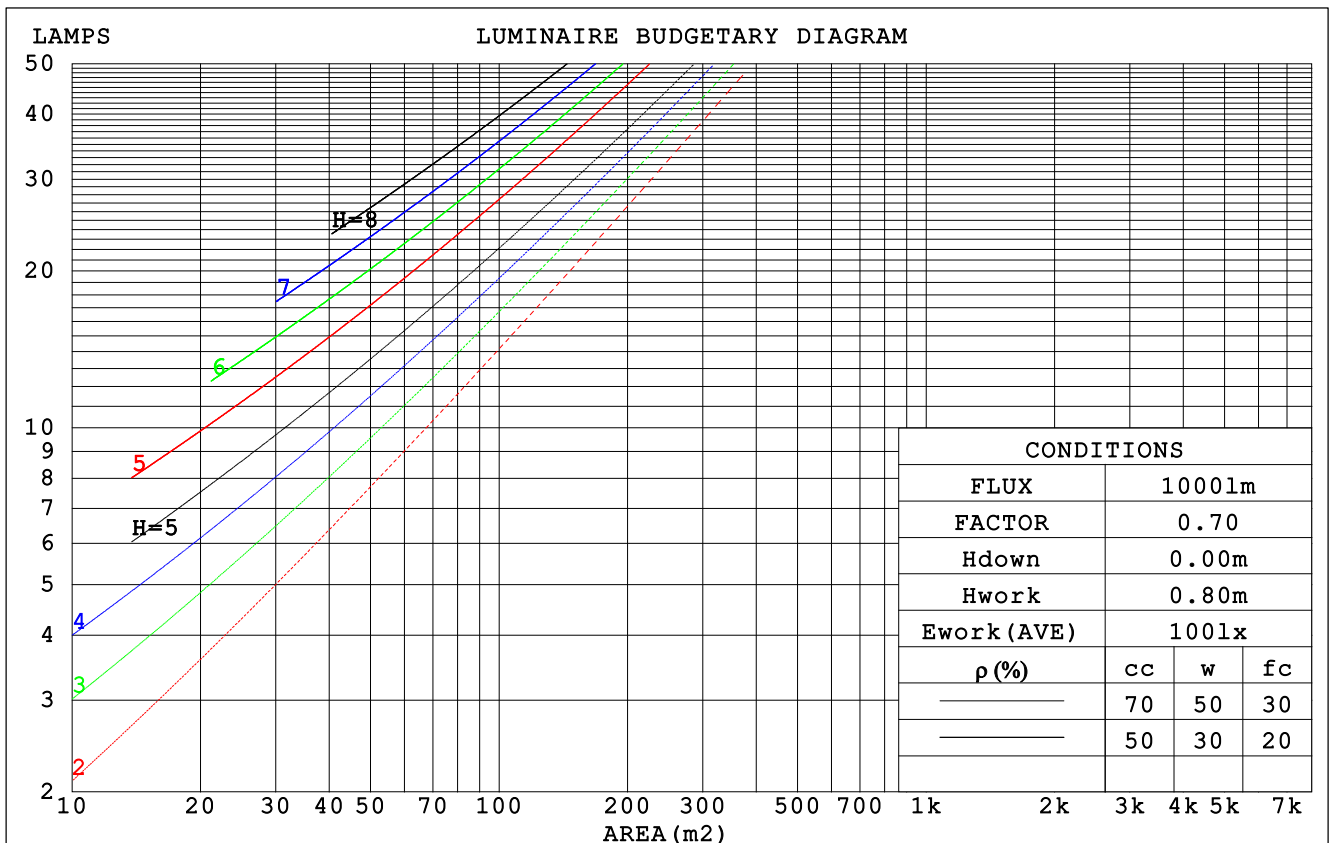
γ	C0	C45	C90	C135	C180	C225	C270	C315	γ	Φ zone	Φ total	%lum,lamp
5	1905	1882	1876	1883	1907	1886	1881	1885	0- 5	45.39	45.39	0.78,0.78
10	1869	1835	1835	1837	1872	1844	1844	1842	5- 10	133.4	178.8	3.05,3.05
15	1810	1779	1793	1781	1815	1790	1807	1788	10- 15	215.6	394.4	6.74,6.74
20	1731	1714	1752	1715	1737	1728	1770	1726	15- 20	290.1	684.5	11.7,11.7
25	1632	1641	1710	1642	1641	1659	1733	1656	20- 25	355.2	1040	17.8,17.8
30	1518	1563	1614	1564	1529	1583	1640	1581	25- 30	408.4	1448	24.7,24.7
35	1390	1468	1518	1469	1401	1491	1547	1488	30- 35	445.8	1894	32.4,32.4
40	1253	1343	1422	1346	1265	1370	1454	1366	35- 40	468.3	2362	40.4,40.4
45	1110	1220	1326	1223	1124	1248	1361	1244	40- 45	476.9	2839	48.5,48.5
50	965.2	1099	1230	1103	978.8	1130	1268	1125	45- 50	472.9	3312	56.6,56.6
55	819.2	981.7	1121	986.7	833.3	1016	1159	1010	50- 55	457.0	3769	64.4,64.4
60	675.3	868.0	1012	873.9	689.3	904.1	1050	898.2	55- 60	429.6	4199	71.7,71.7
65	533.2	748.1	903.0	752.7	547.5	781.6	941.1	777.0	60- 65	393.0	4592	78.5,78.5
70	396.4	634.1	794.1	637.4	409.9	665.0	832.1	661.7	65- 70	349.0	4941	84.4,84.4
75	266.0	526.3	685.2	528.1	279.1	554.5	723.1	552.7	70- 75	299.9	5241	89.5,89.5
80	148.4	426.9	595.0	427.0	159.0	452.6	628.2	451.7	75- 80	249.4	5490	93.8,93.8
85	56.61	347.9	504.9	346.1	66.17	370.0	533.3	368.9	80- 85	202.4	5692	97.3,97.3
90	18.35	272.8	414.7	269.2	26.67	291.4	438.4	290.0	85- 90	160.2	5853	100,100
95									90- 95			
100									95-100			
105									100-105			
110									105-110			
115									110-115			
120									115-120			
125									120-125			
130									125-130			
135									130-135			
140									135-140			
145									140-145			
150									145-150			
155									150-155			
160									155-160			
165									160-165			
170									165-170			
175									170-175			
180									175-180			
DEG	LUMINOUS INTENSITY:cd								UNIT:lm			

C Range: 0 - 360DEG
C Interval: 5.0DEG
Test Speed: HIGH
Temperature:25DEG
Operators:Peter
Test Date:2020-03-25

γ Range: 0 - 90DEG
 γ Interval: 0.5DEG
Test System:EVERFINE GO-2000A_V1 SYSTEM V2.0.290
Humidity:50%
Test Distance:8.900m [K=1.0000]
Remarks:

CU AND LUMINAIRE BUDGETARY ESTIMATE DIAGRAM

ρ_{cc}	80%			70%			50%			30%			10%			0
ρ_w	50%	30%	10%	50%	30%	10%	50%	30%	10%	50%	30%	10%	50%	30%	10%	0
ρ_{fc}	20%			20%			20%			20%			20%			0
RCR	RCR:Room Cavity Ratio						Coefficients of Utilization(CU)									
0.0	1.19	1.19	1.19	1.16	1.16	1.16	1.11	1.11	1.11	1.06	1.06	1.06	1.02	1.02	1.02	.00
1.0	1.01	.96	.91	.99	.94	.90	.94	.90	.87	.90	.87	.84	.87	.84	.82	.79
2.0	.87	.79	.73	.85	.78	.72	.81	.75	.70	.78	.73	.69	.75	.71	.67	.65
3.0	.76	.67	.60	.74	.66	.59	.71	.64	.58	.68	.62	.57	.66	.61	.56	.54
4.0	.67	.58	.50	.66	.57	.50	.63	.55	.49	.61	.54	.49	.58	.53	.48	.46
5.0	.60	.50	.43	.59	.50	.43	.56	.49	.42	.54	.47	.42	.52	.46	.41	.39
6.0	.54	.44	.38	.53	.44	.37	.51	.43	.37	.49	.42	.37	.48	.41	.36	.34
7.0	.49	.40	.33	.48	.39	.33	.46	.38	.33	.45	.38	.33	.43	.37	.32	.30
8.0	.44	.36	.30	.44	.35	.29	.42	.35	.29	.41	.34	.29	.40	.34	.29	.27
9.0	.41	.32	.27	.40	.32	.26	.39	.32	.26	.38	.31	.26	.37	.31	.26	.24
10.0	.38	.29	.24	.37	.29	.24	.36	.29	.24	.35	.28	.24	.34	.28	.24	.22



C Range: 0 - 360DEG
 C Interval: 5.0DEG
 Test Speed: HIGH
 Temperature: 25DEG
 Operators: Peter
 Test Date: 2020-03-25

γ Range: 0 - 90DEG
 γ Interval: 0.5DEG
 Test System: EVERFINE GO-2000A_V1 SYSTEM V2.0.290
 Humidity: 50%
 Test Distance: 8.900m [K=1.0000]
 Remarks:

WEC AND CCEC

ρ_{cc}	80%			70%			50%			30%			10%			0
ρ_w	50%	30%	10%	50%	30%	10%	50%	30%	10%	50%	30%	10%	50%	30%	10%	0
ρ_{fc}	20%			20%			20%			20%			20%			0
RCR	RCR:Room Cavity Ratio						Wall Exitance Coefficients (WEC)									
0.0																
1.0	.367	.209	.066	.360	.205	.065	.346	.199	.063	.334	.193	.062	.322	.187	.060	
2.0	.325	.178	.055	.319	.176	.054	.307	.171	.053	.296	.166	.052	.285	.161	.051	
3.0	.292	.155	.047	.286	.153	.046	.276	.149	.045	.266	.146	.045	.257	.142	.044	
4.0	.265	.138	.040	.260	.136	.040	.250	.133	.040	.242	.130	.039	.234	.127	.039	
5.0	.242	.123	.036	.237	.122	.036	.229	.119	.035	.221	.117	.035	.214	.114	.034	
6.0	.222	.112	.032	.219	.110	.032	.211	.108	.031	.204	.106	.031	.198	.104	.031	
7.0	.206	.102	.029	.202	.101	.029	.196	.099	.028	.189	.097	.028	.184	.095	.028	
8.0	.191	.093	.026	.188	.093	.026	.182	.091	.026	.177	.090	.026	.171	.088	.026	
9.0	.179	.086	.024	.176	.086	.024	.170	.084	.024	.165	.083	.024	.161	.082	.024	
10.0	.167	.080	.022	.165	.080	.022	.160	.078	.022	.156	.077	.022	.151	.076	.022	

ρ_{cc}	80%			70%			50%			30%			10%			0
ρ_w	50%	30%	10%	50%	30%	10%	50%	30%	10%	50%	30%	10%	50%	30%	10%	0
ρ_{fc}	20%			20%			20%			20%			20%			0
RCR	RCR:Room Cavity Ratio						Ceiling Cavity Exitance Coefficients (CCEC)									
0.0	.190	.190	.190	.163	.163	.163	.111	.111	.111	.064	.064	.064	.020	.020	.020	
1.0	.184	.156	.130	.158	.134	.112	.108	.092	.077	.062	.053	.045	.020	.017	.015	
2.0	.177	.132	.094	.151	.113	.081	.104	.078	.057	.060	.046	.033	.019	.015	.011	
3.0	.169	.114	.071	.145	.099	.062	.099	.069	.043	.057	.040	.026	.018	.013	.008	
4.0	.161	.101	.056	.138	.088	.049	.095	.061	.034	.055	.036	.020	.018	.012	.007	
5.0	.153	.091	.045	.131	.079	.040	.090	.055	.028	.052	.032	.017	.017	.011	.005	
6.0	.145	.083	.038	.125	.072	.033	.086	.050	.023	.050	.029	.014	.016	.010	.005	
7.0	.138	.076	.032	.119	.066	.028	.082	.046	.020	.048	.027	.012	.015	.009	.004	
8.0	.131	.070	.028	.113	.061	.024	.078	.043	.017	.045	.025	.010	.015	.008	.003	
9.0	.125	.065	.025	.108	.056	.022	.075	.040	.015	.043	.023	.009	.014	.008	.003	
10.0	.119	.061	.022	.103	.053	.019	.071	.037	.014	.041	.022	.008	.013	.007	.003	

C Range: 0 - 360DEG
C Interval: 5.0DEG
Test Speed: HIGH
Temperature:25DEG
Operators:Peter
Test Date:2020-03-25

γ Range: 0 - 90DEG
 γ Interval: 0.5DEG
Test System:EVERFINE GO-2000A_V1 SYSTEM V2.0.290
Humidity:50%
Test Distance:8.900m [K=1.0000]
Remarks:

UGR(Unified Glare Rating) Table

ceiling/cavity	0.7	0.7	0.5	0.5	0.3	0.7	0.7	0.5	0.5	0.3
walls	0.5	0.3	0.5	0.3	0.3	0.5	0.3	0.5	0.3	0.3
working plane	0.2	0.2	0.2	0.2	0.2	0.2	0.2	0.2	0.2	0.2
Room dimensions	Viewed crosswise					Viewed endwise				
x = 2H y = 2H	22.4	24.0	22.6	24.2	24.4	24.1	25.7	24.4	25.9	26.1
3H	23.7	25.2	24.0	25.4	25.7	26.4	27.8	26.7	28.1	28.3
4H	24.2	25.6	24.5	25.9	26.1	27.6	29.0	27.9	29.2	29.5
6H	24.5	25.9	24.9	26.1	26.4	28.8	30.2	29.2	30.5	30.8
8H	24.6	25.9	25.0	26.2	26.5	29.6	30.9	29.9	31.2	31.4
12H	24.6	25.9	25.0	26.2	26.5	30.4	31.6	30.7	31.9	32.2
4H 2H	23.4	24.8	23.7	25.0	25.3	24.7	26.1	25.0	26.3	26.6
3H	25.0	26.2	25.3	26.5	26.8	27.2	28.4	27.5	28.7	29.0
4H	25.6	26.8	26.0	27.1	27.5	28.5	29.7	28.9	30.0	30.4
6H	26.1	27.2	26.5	27.5	27.9	30.1	31.1	30.5	31.5	31.8
8H	26.3	27.3	26.7	27.6	28.0	30.9	31.9	31.3	32.3	32.7
12H	26.4	27.3	26.8	27.7	28.1	31.9	32.8	32.3	33.2	33.6
8H 4H	26.5	27.4	26.9	27.8	28.2	28.9	29.8	29.3	30.2	30.6
6H	27.3	28.1	27.7	28.5	29.0	30.7	31.5	31.1	31.9	32.4
8H	27.6	28.4	28.1	28.8	29.2	31.7	32.5	32.2	32.9	33.4
12H	27.9	28.5	28.3	29.0	29.4	33.0	33.6	33.4	34.1	34.5
12H 4H	26.7	27.6	27.1	28.0	28.4	28.9	29.8	29.3	30.2	30.6
6H	27.7	28.5	28.2	28.9	29.4	30.8	31.5	31.3	32.0	32.4
8H	28.2	28.9	28.7	29.3	29.8	32.0	32.6	32.4	33.1	33.5
Variations with the observer position at spacings:										
S = 1.0H	+ 0.1 / - 0.1					+ 0.1 / - 0.1				
1.5H	+ 0.2 / - 0.2					+ 0.2 / - 0.3				
2.0H	+ 0.1 / - 0.3					+ 0.2 / - 0.4				

CIE Pub.117 Corrected 5853 lm Total Lamp Luminous Flux. (8log(F/F0) = 6.1)

C Range: 0 - 360DEG
C Interval: 5.0DEG
Test Speed: HIGH
Temperature:25DEG
Operators:Peter
Test Date:2020-03-25

γ Range: 0 - 90DEG
 γ Interval: 0.5DEG
Test System:EVERFINE GO-2000A_V1 SYSTEM V2.0.290
Humidity:50%
Test Distance:8.900m [K=1.0000]
Remarks:

UTILIZATION FACTORS TABLE

REFLECTANCE										
Ceiling	0.8	0.8	0.8	0.7	0.7	0.7	0.5	0.5	0.5	0
Walls	0.7	0.5	0.3	0.7	0.5	0.3	0.7	0.5	0.3	0
Working plane	0.2	0.2	0.2	0.2	0.2	0.2	0.2	0.2	0.2	0
ROOM INDEX	UTILIZATION FACTORS (PERCENT) $k(RI) \times RCR = 5$									
$k = 0.60$	55	43	36	55	43	36	53	43	36	29
0.80	65	53	45	64	52	45	62	52	45	37
1.00	73	61	53	72	61	53	69	62	53	45
1.25	80	69	61	78	68	60	76	66	60	52
1.50	85	74	66	83	73	66	80	71	65	57
2.00	92	82	75	90	81	74	86	79	73	64
2.50	96	87	80	94	86	79	90	83	78	69
3.00	99	92	85	97	90	84	93	87	82	73
4.00	104	97	92	101	95	90	97	92	88	78
5.00	106	101	96	104	99	94	99	95	91	82
ROOM INDEX	UF(total)									Direct
According to DIN EN 13032-2 2004			Suspended				SHRNOM = 1.25			

C Range: 0 - 360DEG
 C Interval: 5.0DEG
 Test Speed: HIGH
 Temperature: 25DEG
 Operators: Peter
 Test Date: 2020-03-25

γ Range: 0 - 90DEG
 γ Interval: 0.5DEG
 Test System: EVERFINE GO-2000A_V1 SYSTEM V2.0.290
 Humidity: 50%
 Test Distance: 8.900m [K=1.0000]
 Remarks:

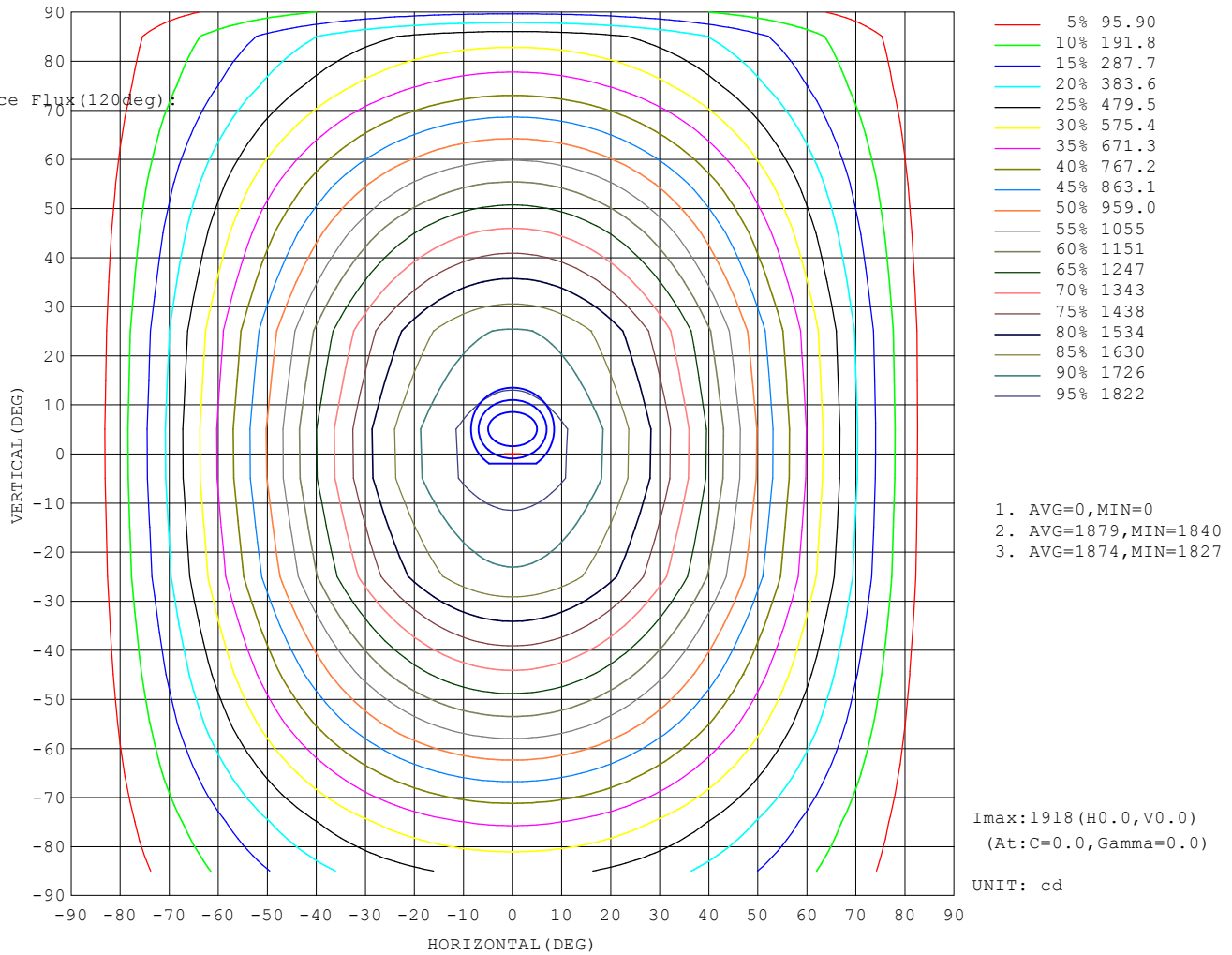
ISOCANDELA DIAGRAM

Conical surface Flux(90deg):

2839.1 lm
 %lum = 48.5%
 %lamp = 48.5%

Conical surface Flux(120deg):

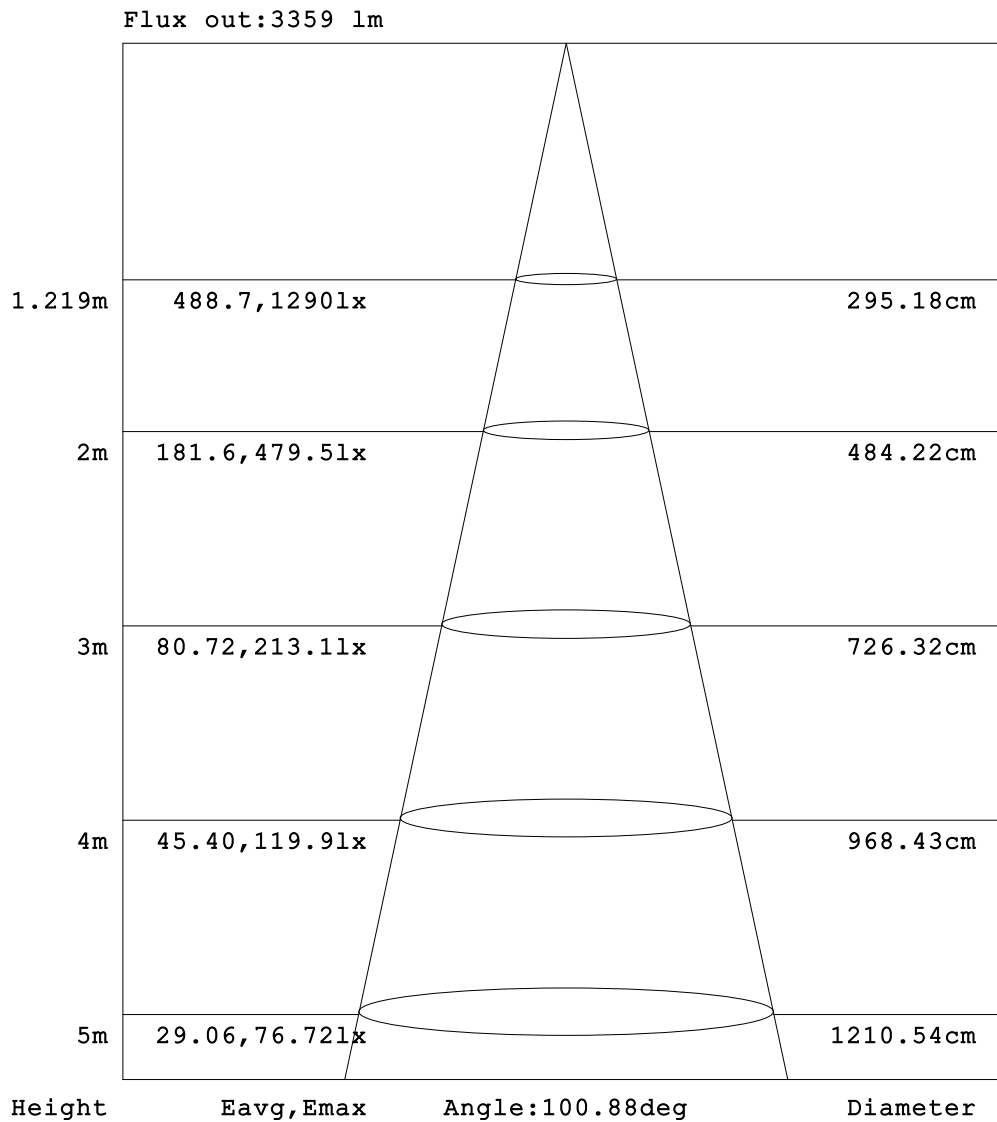
4198.7 lm
 %lum = 71.7%
 %lamp = 71.7%



C Range: 0 - 360DEG
 C Interval: 5.0DEG
 Test Speed: HIGH
 Temperature:25DEG
 Operators:Peter
 Test Date:2020-03-25

γ Range: 0 - 90DEG
 γ Interval: 0.5DEG
 Test System:EVERFINE GO-2000A_V1 SYSTEM V2.0.290
 Humidity:50%
 Test Distance:8.900m [K=1.0000]
 Remarks:

AAI Figure

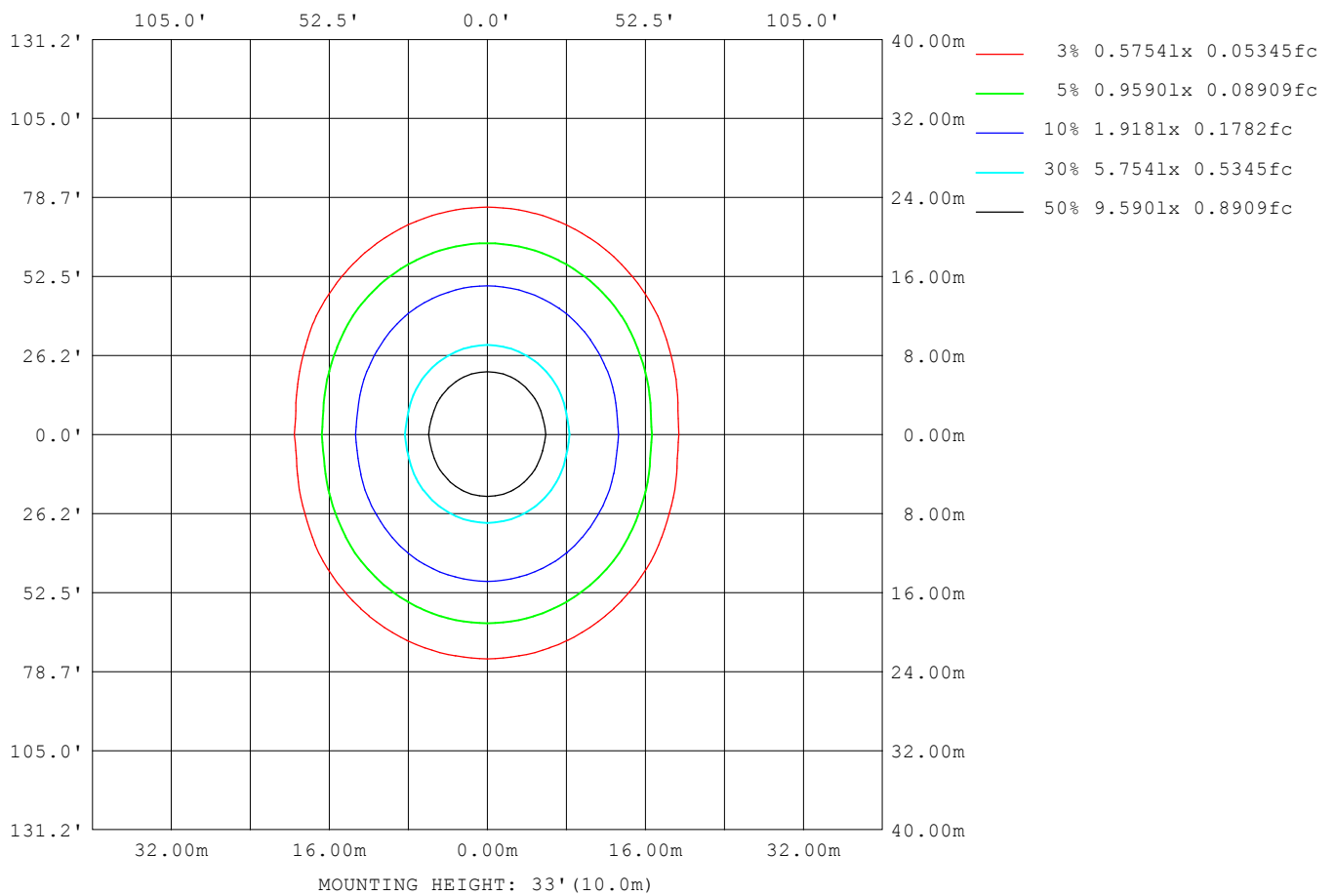


Note:The Curves indicate the illuminated area and the average illumination when the luminaire is at different distance.

C Range: 0 - 360DEG
 C Interval: 5.0DEG
 Test Speed: HIGH
 Temperature:25DEG
 Operators:Peter
 Test Date:2020-03-25

γ Range: 0 - 90DEG
 γ Interval: 0.5DEG
 Test System:EVERFINE GO-2000A_V1 SYSTEM V2.0.290
 Humidity:50%
 Test Distance:8.900m [K=1.0000]
 Remarks:

ISOLUX DIAGRAM



C Range: 0 - 360DEG
 C Interval: 5.0DEG
 Test Speed: HIGH
 Temperature: 25DEG
 Operators: Peter
 Test Date: 2020-03-25

γ Range: 0 - 90DEG
 γ Interval: 0.5DEG
 Test System: EVERFINE GO-2000A_V1 SYSTEM V2.0.290
 Humidity: 50%
 Test Distance: 8.900m [K=1.0000]
 Remarks:

LED Avg.L Report

Test:U:120.1V I:0.3710A P:44.49W PF:0.9983 Lamp Flux:5852.6x1 lm		
NAME: ASD-LSF5-4A44AC-MS-SW (44W 5000K)	TYPE:LED	WEIGHT:
SPEC.:	DIM.: 1219*66*68mm	SERIAL No.:
MFR.:ASD lighting corp.	SUR.:1219*66*68mm	PROTECTION ANGLE:

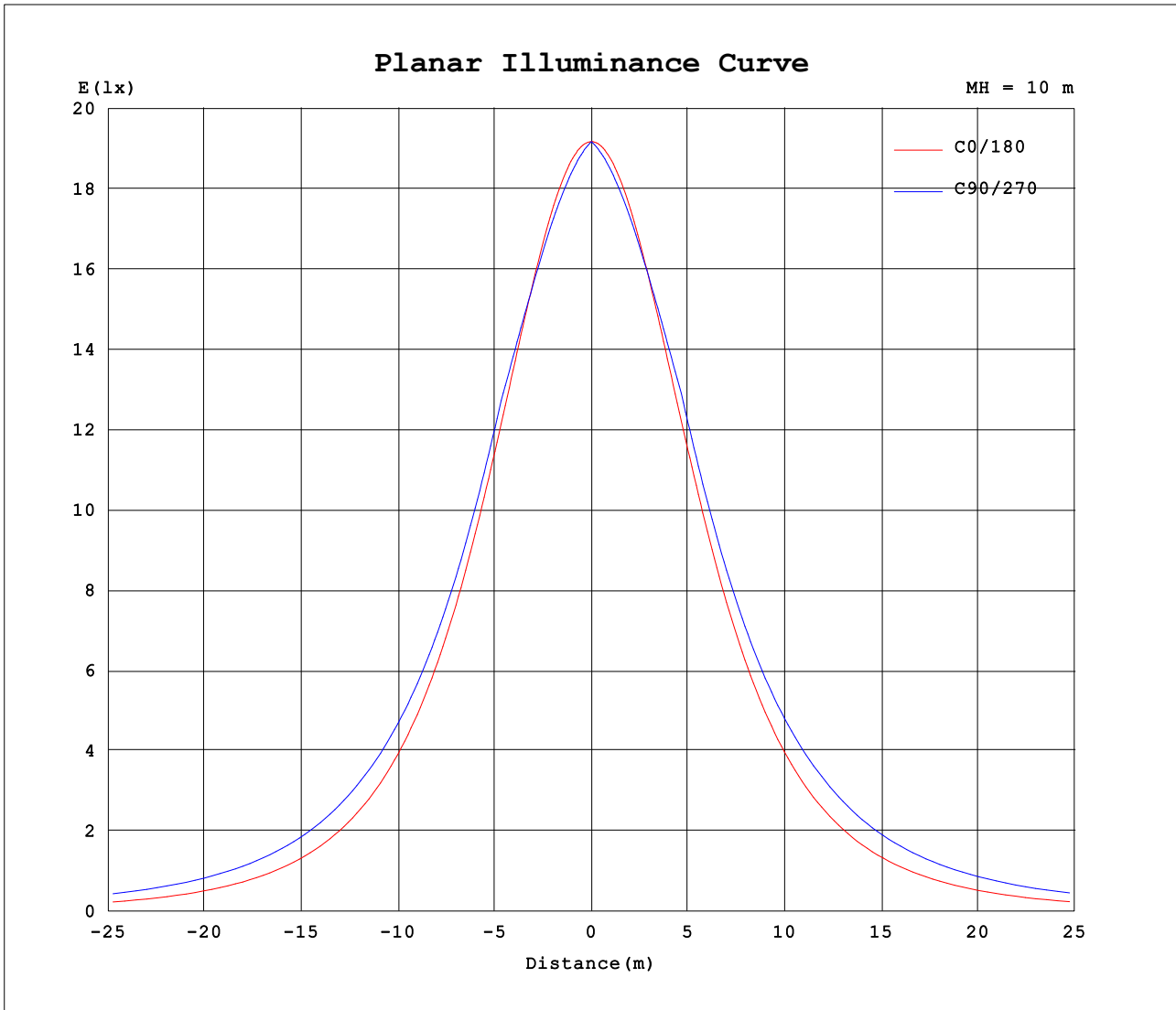
AvgL	cd/m2
L_0~180 (65) av	16014
L_0~180 (75) av	13188
L_0~180 (85) av	8822
L_90~270 (65) av	27326
L_90~270 (75) av	34077
L_90~270 (85) av	74596
L_45 (65) av	22667
L_45 (75) av	26151
L_45 (85) av	51480

Standard: GB/T 29293-2012

C Range: 0 - 360DEG
C Interval: 5.0DEG
Test Speed: HIGH
Temperature:25DEG
Operators:Peter
Test Date:2020-03-25

γ Range: 0 - 90DEG
 γ Interval: 0.5DEG
Test System:EVERFINE GO-2000A_V1 SYSTEM V2.0.290
Humidity:50%
Test Distance:8.900m [K=1.0000]
Remarks:

Planar Illuminance Curve



C Range: 0 - 360DEG
 C Interval: 5.0DEG
 Test Speed: HIGH
 Temperature: 25DEG
 Operators: Peter
 Test Date: 2020-03-25

γ Range: 0 - 90DEG
 γ Interval: 0.5DEG
 Test System: EVERFINE GO-2000A_V1 SYSTEM V2.0.290
 Humidity: 50%
 Test Distance: 8.900m [K=1.0000]
 Remarks:

LUMINOUS DISTRIBUTION INTENSITY DATA

Table--1

UNIT: cd

C (DEG) γ (DEG)	0	5	10	15	20	25	30	35	40	45	50	55	60	65	70	75	80	85	90
0	1918	1918	1918	1918	1918	1918	1918	1918	1918	1918	1918	1918	1918	1918	1918	1918	1918	1918	1918
5	1905	1902	1898	1895	1892	1890	1888	1886	1884	1882	1881	1880	1879	1878	1877	1877	1877	1876	1876
10	1869	1863	1857	1851	1847	1843	1841	1838	1837	1835	1835	1834	1834	1834	1834	1834	1835	1835	1835
15	1810	1801	1793	1787	1783	1780	1778	1778	1778	1779	1780	1782	1785	1787	1789	1791	1792	1793	1793
20	1731	1719	1711	1705	1701	1701	1702	1704	1708	1714	1719	1725	1731	1737	1742	1746	1749	1751	1752
25	1632	1619	1610	1606	1605	1607	1613	1621	1630	1641	1652	1664	1675	1685	1693	1701	1706	1709	1710
30	1518	1505	1497	1495	1497	1504	1515	1529	1545	1563	1581	1595	1599	1603	1606	1609	1612	1614	1614
35	1390	1376	1370	1371	1379	1393	1411	1432	1456	1468	1474	1482	1490	1497	1504	1510	1514	1517	1518
40	1253	1240	1236	1242	1255	1276	1301	1325	1333	1343	1355	1368	1380	1392	1402	1410	1417	1420	1422
45	1110	1098	1098	1109	1129	1157	1178	1189	1203	1220	1237	1255	1272	1287	1300	1311	1319	1324	1326
50	965	954	958	974	1002	1026	1038	1055	1076	1099	1122	1144	1165	1183	1199	1212	1222	1228	1230
55	819	810	819	842	871	883	903	927	954	982	1009	1035	1057	1075	1091	1104	1113	1119	1121
60	675	669	682	713	727	748	774	805	837	868	894	919	942	962	979	993	1003	1010	1012
65	533	530	549	573	592	620	654	689	718	748	777	804	829	850	869	883	894	901	903
70	396	396	423	438	468	504	537	569	602	634	665	693	718	741	760	774	785	792	794
75	266	271	291	319	355	389	424	459	493	526	557	586	611	633	652	666	677	683	685
80	148	158	180	214	250	286	323	358	392	427	460	490	517	541	560	575	586	593	595
85	56.6	69.2	97.9	131	165	203	242	279	314	348	379	408	433	454	472	487	497	503	505
90	18.4	33.2	53.8	79.7	110	144	177	210	242	273	301	327	350	369	386	398	407	413	415

C Range: 0 - 360DEG
 C Interval: 5.0DEG
 Test Speed: HIGH
 Temperature: 25DEG
 Operators: Peter
 Test Date: 2020-03-25

γ Range: 0 - 90DEG
 γ Interval: 0.5DEG
 Test System: EVERFINE GO-2000A_V1 SYSTEM V2.0.290
 Humidity: 50%
 Test Distance: 8.900m [K=1.0000]
 Remarks:

LUMINOUS DISTRIBUTION INTENSITY DATA

Table--2

UNIT: cd

C (DEG) γ (DEG)	95	100	105	110	115	120	125	130	135	140	145	150	155	160	165	170	175	180	185
0	1918	1918	1918	1918	1918	1918	1918	1918	1918	1918	1918	1918	1918	1918	1918	1918	1918	1918	1918
5	1876	1877	1877	1878	1878	1879	1880	1882	1883	1885	1887	1889	1891	1894	1897	1900	1903	1907	1904
10	1835	1835	1835	1835	1835	1835	1835	1836	1837	1838	1840	1843	1846	1850	1854	1860	1866	1872	1866
15	1793	1792	1791	1790	1788	1786	1784	1782	1781	1780	1780	1781	1783	1786	1791	1798	1806	1815	1807
20	1751	1749	1746	1742	1737	1732	1726	1721	1715	1711	1707	1705	1704	1706	1710	1716	1725	1737	1727
25	1709	1706	1700	1693	1685	1675	1664	1653	1642	1632	1623	1616	1612	1610	1612	1618	1627	1641	1629
30	1614	1612	1609	1606	1603	1599	1595	1581	1564	1547	1532	1520	1510	1504	1502	1505	1514	1529	1516
35	1517	1515	1510	1505	1498	1490	1482	1475	1469	1458	1435	1414	1397	1385	1378	1378	1386	1401	1388
40	1421	1417	1411	1403	1393	1382	1370	1358	1346	1335	1326	1304	1279	1261	1249	1245	1250	1265	1254
45	1324	1320	1312	1302	1289	1274	1258	1241	1223	1206	1191	1180	1160	1134	1116	1107	1109	1124	1113
50	1228	1223	1214	1202	1186	1168	1148	1126	1103	1080	1059	1042	1029	1006	981	967	966	979	969
55	1119	1114	1105	1093	1079	1061	1040	1014	987	959	932	908	888	875	848	827	822	833	826
60	1010	1004	995	981	965	945	923	899	874	844	811	780	753	732	718	690	680	689	684
65	901	895	884	870	853	831	807	781	753	724	696	661	627	598	578	557	540	548	545
70	792	786	775	760	742	720	695	667	637	606	575	543	512	475	445	428	406	410	411
75	683	677	666	652	634	612	586	558	528	496	462	428	395	362	326	298	279	279	284
80	593	586	575	560	540	517	490	460	427	393	360	325	290	255	220	187	165	159	171
85	503	496	486	472	453	431	406	377	346	312	277	241	204	167	133	102	75.5	66.2	79.2
90	413	407	397	384	368	348	324	298	269	237	204	171	137	104	75.5	53.0	33.7	26.7	34.4

C Range: 0 - 360DEG	γ Range: 0 - 90DEG
C Interval: 5.0DEG	γ Interval: 0.5DEG
Test Speed: HIGH	Test System:EVERFINE GO-2000A_V1 SYSTEM V2.0.290
Temperature:25DEG	Humidity:50%
Operators:Peter	Test Distance:8.900m [K=1.0000]
Test Date:2020-03-25	Remarks:

LUMINOUS DISTRIBUTION INTENSITY DATA

Table--3

UNIT: cd

γ (DEG)	C (DEG)																		
	190	195	200	205	210	215	220	225	230	235	240	245	250	255	260	265	270	275	280
0	1918	1918	1918	1918	1918	1918	1918	1918	1918	1918	1918	1918	1918	1918	1918	1918	1918	1918	1918
5	1901	1898	1895	1893	1891	1889	1888	1886	1885	1884	1883	1883	1882	1882	1881	1881	1881	1881	1881
10	1861	1857	1853	1850	1847	1846	1844	1844	1843	1843	1843	1843	1843	1844	1844	1844	1844	1844	1843
15	1800	1795	1791	1789	1788	1788	1789	1790	1793	1795	1798	1800	1802	1804	1806	1807	1807	1806	1805
20	1719	1714	1712	1712	1714	1717	1722	1728	1735	1741	1748	1754	1759	1764	1767	1769	1770	1769	1767
25	1621	1618	1618	1622	1628	1637	1647	1659	1671	1683	1695	1705	1715	1722	1728	1732	1733	1732	1728
30	1510	1509	1513	1522	1533	1548	1565	1583	1602	1618	1622	1627	1631	1635	1638	1639	1640	1639	1637
35	1384	1386	1395	1410	1430	1454	1478	1491	1499	1507	1516	1525	1532	1538	1543	1546	1547	1546	1543
40	1251	1258	1273	1294	1322	1347	1357	1370	1383	1397	1410	1422	1433	1442	1449	1453	1454	1452	1448
45	1114	1126	1147	1177	1200	1213	1229	1248	1269	1287	1305	1321	1335	1346	1354	1359	1361	1359	1354
50	974	992	1021	1047	1062	1082	1105	1130	1155	1180	1201	1220	1237	1251	1260	1266	1268	1266	1259
55	835	860	891	906	929	956	985	1016	1046	1074	1097	1114	1130	1142	1152	1157	1159	1157	1151
60	699	731	749	773	803	836	871	904	930	956	980	1000	1017	1031	1042	1048	1050	1048	1041
65	566	592	615	647	686	722	751	782	811	839	865	887	906	921	932	939	941	939	932
70	438	458	492	532	566	600	632	665	697	726	753	777	796	812	823	830	832	830	823
75	307	339	379	414	449	485	520	554	587	617	644	667	687	703	714	721	723	721	714
80	196	232	269	306	344	381	416	453	487	519	547	571	592	608	619	626	628	626	619
85	108	142	179	219	259	298	335	370	402	432	459	481	500	514	525	531	533	531	525
90	58.0	88.1	121	156	191	225	260	291	321	348	371	392	409	422	431	437	438	436	431

C Range: 0 - 360DEG
C Interval: 5.0DEG
Test Speed: HIGH
Temperature:25DEG
Operators:Peter
Test Date:2020-03-25

γ Range: 0 - 90DEG
 γ Interval: 0.5DEG
Test System:EVERFINE GO-2000A_V1 SYSTEM V2.0.290
Humidity:50%
Test Distance:8.900m [K=1.0000]
Remarks:

LUMINOUS DISTRIBUTION INTENSITY DATA

Table--4

UNIT: cd

C (DEG) γ (DEG)	285	290	295	300	305	310	315	320	325	330	335	340	345	350	355				
0	1918	1918	1918	1918	1918	1918	1918	1918	1918	1918	1918	1918	1918	1918	1918				
5	1881	1881	1882	1882	1883	1884	1885	1887	1888	1890	1892	1894	1896	1899	1902				
10	1843	1843	1842	1842	1842	1841	1842	1842	1843	1845	1847	1850	1854	1858	1863				
15	1804	1801	1799	1796	1793	1791	1788	1786	1785	1785	1785	1787	1791	1796	1802				
20	1763	1759	1753	1747	1740	1733	1726	1720	1714	1710	1708	1707	1709	1714	1721				
25	1722	1714	1705	1693	1681	1669	1656	1644	1633	1623	1616	1612	1611	1614	1621				
30	1634	1630	1626	1621	1616	1600	1581	1561	1543	1528	1515	1506	1501	1501	1507				
35	1538	1531	1523	1515	1505	1496	1488	1474	1449	1425	1405	1389	1378	1375	1378				
40	1441	1432	1421	1408	1394	1379	1366	1354	1343	1317	1289	1266	1250	1242	1243				
45	1345	1333	1318	1302	1283	1264	1244	1225	1209	1196	1172	1141	1118	1104	1101				
50	1249	1235	1218	1197	1175	1150	1125	1100	1077	1057	1042	1015	985	965	958				
55	1141	1127	1111	1092	1069	1040	1010	980	950	923	901	886	853	826	814				
60	1030	1015	997	976	951	925	898	865	830	796	766	743	725	690	673				
65	920	905	885	862	836	807	777	746	715	678	640	608	586	558	534				
70	811	795	775	751	724	694	662	628	594	560	525	485	452	432	401				
75	703	687	667	643	616	585	553	518	482	445	408	372	333	301	276				
80	607	591	571	546	518	486	452	416	379	342	303	265	228	191	164				
85	514	499	480	458	431	401	369	334	297	258	218	177	141	106	74.4				
90	421	408	391	371	347	320	290	258	225	191	156	120	87.1	57.1	33.8				

C Range: 0 - 360DEG
 C Interval: 5.0DEG
 Test Speed: HIGH
 Temperature: 25DEG
 Operators: Peter
 Test Date: 2020-03-25
 γ Range: 0 - 90DEG
 γ Interval: 0.5DEG
 Test System: EVERFINE GO-2000A_V1 SYSTEM V2.0.290
 Humidity: 50%
 Test Distance: 8.900m [K=1.0000]
 Remarks: