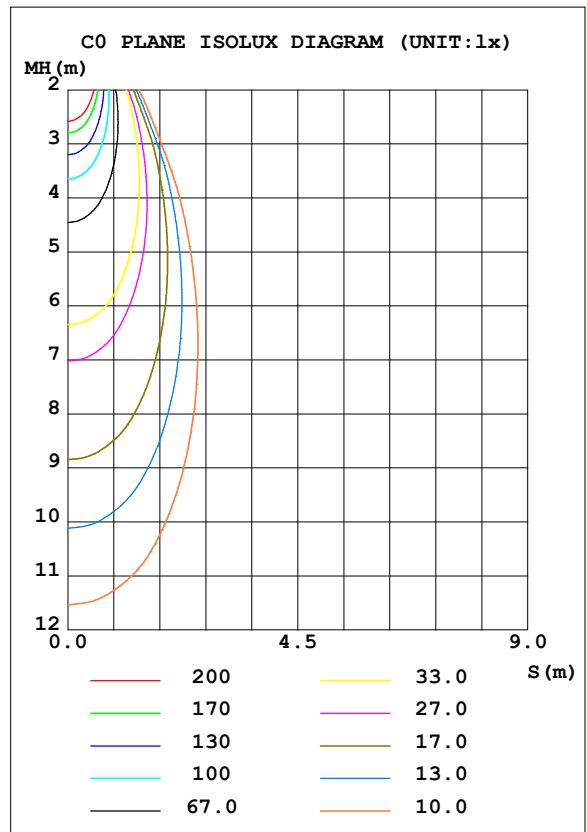
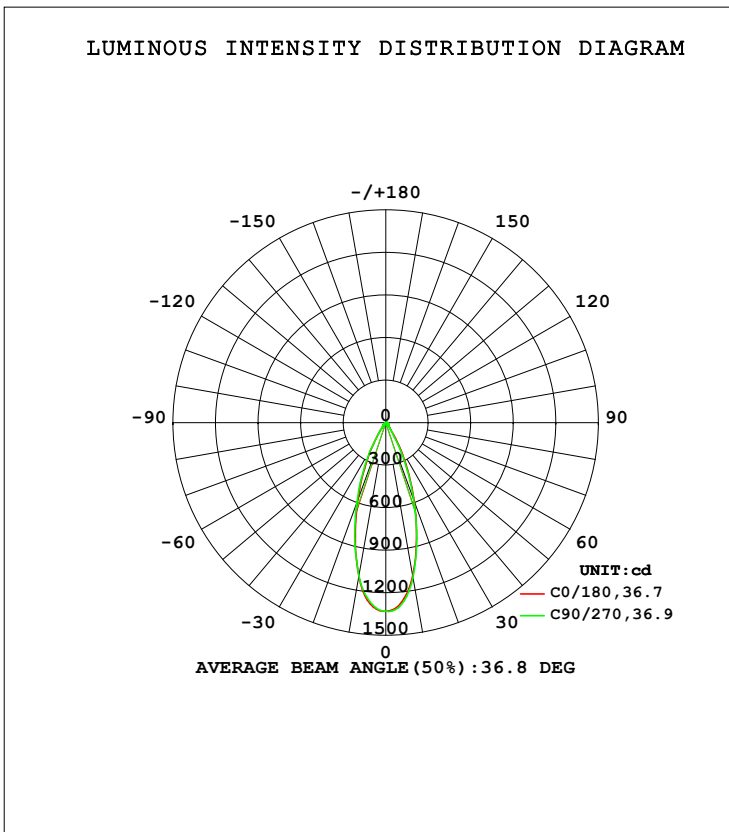


LUMINAIRE PHOTOMETRIC TEST REPORT

Test:U:120.00V I:0.0965A P:7.9335W PF:0.9367 Freq:59.98Hz Lamp Flux:615.54x1 lm		
NAME: ASD-CD-PR-2D8AC-WH	TYPE:	WEIGHT:
SPEC.:3500K 90	DIM.:	SERIAL No.:
MFR.: ASD Lighting Corp	SUR.:	Shielding Angle:

DATA OF LAMP		PHOTOMETRIC DATA Eff: 77.59 lm/W			
MODEL		Imax (cd)	1332	S/MH (C0/180)	0.60
NOMINAL POWER (W)	8	LOR (%)	100.0	S/MH (C90/270)	0.60
RATED VOLTAGE (V)	120	TOTAL FLUX (lm)	615.54	<input type="checkbox"/> UP, DN (C0-180)	0.0, 49.4
NOMINAL FLUX (lm)	615.54	CIE CLASS	DIRECT	<input type="checkbox"/> UP, DN (C180-360)	0.0, 50.6
LAMPS INSIDE	1	<input type="checkbox"/> up (%)	0.0	CIBSE SHR NOM	0.50
TEST VOLTAGE (V)	120	<input type="checkbox"/> down (%)	100.0	CIBSE SHR MAX	0.65



C Range: 0 - 360DEG
 C Interval: 22.5DEG
 Test Speed: HIGH
 Temperature: 25.3DEG
 Operators:
 Test Date: 2021-11-26

Range: 0 - 90DEG
 Interval: 1.0DEG
 Test System: EVERFINE GO-SPEX500_V1 SYSTEM V2.00.421
 Humidity: 65.0%
 Test Distance: 3.080m [K=1.0000]
 Remarks:

ZONAL FLUX DIAGRAM

ZONAL FLUX DIAGRAM:

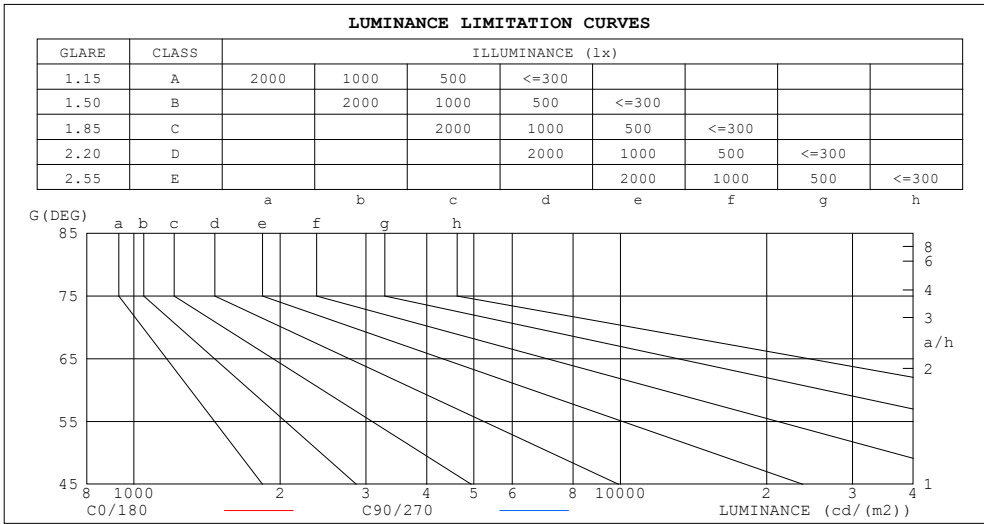
mm	C0	C45	C90	C135	C180	C225	C270	C315	mm	□ zone	□ total	%lum, lamp
10	1095	1102	1108	1116	1101	1094	1097	1095	0- 10	116.4	116.4	18.9,18.9
20	587.7	584.6	575.8	589.3	575.6	596.6	598.4	617.1	10- 20	231.9	348.3	56.6,56.6
30	190.7	175.2	156.4	171.2	174.5	199.0	198.3	219.7	20- 30	168.3	516.6	83.9,83.9
40	36.09	34.59	31.74	33.09	34.72	36.78	35.41	38.03	30- 40	49.57	566.2	92,92
50	20.73	20.31	20.34	20.42	20.66	20.85	20.99	20.97	40- 50	20.14	586.3	95.3,95.3
60	12.31	12.18	12.16	12.14	12.19	12.26	12.41	12.44	50- 60	14.32	600.7	97.6,97.6
70	6.835	6.820	6.861	6.808	6.692	6.604	6.668	6.791	60- 70	9.354	610.0	99.1,99.1
80	2.719	2.364	1.807	2.288	2.592	2.365	2.117	2.448	70- 80	4.738	614.8	99.9,99.9
90	0.0244	0.0167	0.0200	0.0140	0.0254	0.0254	0.0247	0.0224	80- 90	0.7858	615.5	100,100
100									90-100			
110									100-110			
120									110-120			
130									120-130			
140									130-140			
150									140-150			
160									150-160			
170									160-170			
180									170-180			
DEG	LUMINOUS INTENSITY:cd									UNIT:lm		

C Range: 0 - 360DEG
 C Interval: 22.5DEG
 Test Speed: HIGH
 Temperature:25.3DEG
 Operators:
 Test Date:2021-11-26

□ Range: 0 - 90DEG
 □ Interval: 1.0DEG
 Test System:EVERFINE GO-SPEX500_V1 SYSTEM V2.00.421
 Humidity:65.0%
 Test Distance:3.080m [K=1.0000]
 Remarks:

LUMINANCE LIMITATION CURVES

Test:U:120.00V I:0.0965A P:7.9335W PF:0.9367 Freq:59.98Hz Lamp Flux:615.54x1 lm		
NAME: ASD-CD-PR-2D8AC-WH	TYPE:	WEIGHT:
SPEC.:3500K 90	DIM.:	SERIAL No.:
MFR.: ASD Lighting Corp	SUR.:	Shielding Angle:



LUMINANCE cd/(m2)		
G (DEG)	C0/180	C90/270
85	61	3
80	141	94
75	160	152
70	180	181
65	202	202
60	222	219
55	247	242
50	290	285
45	319	312

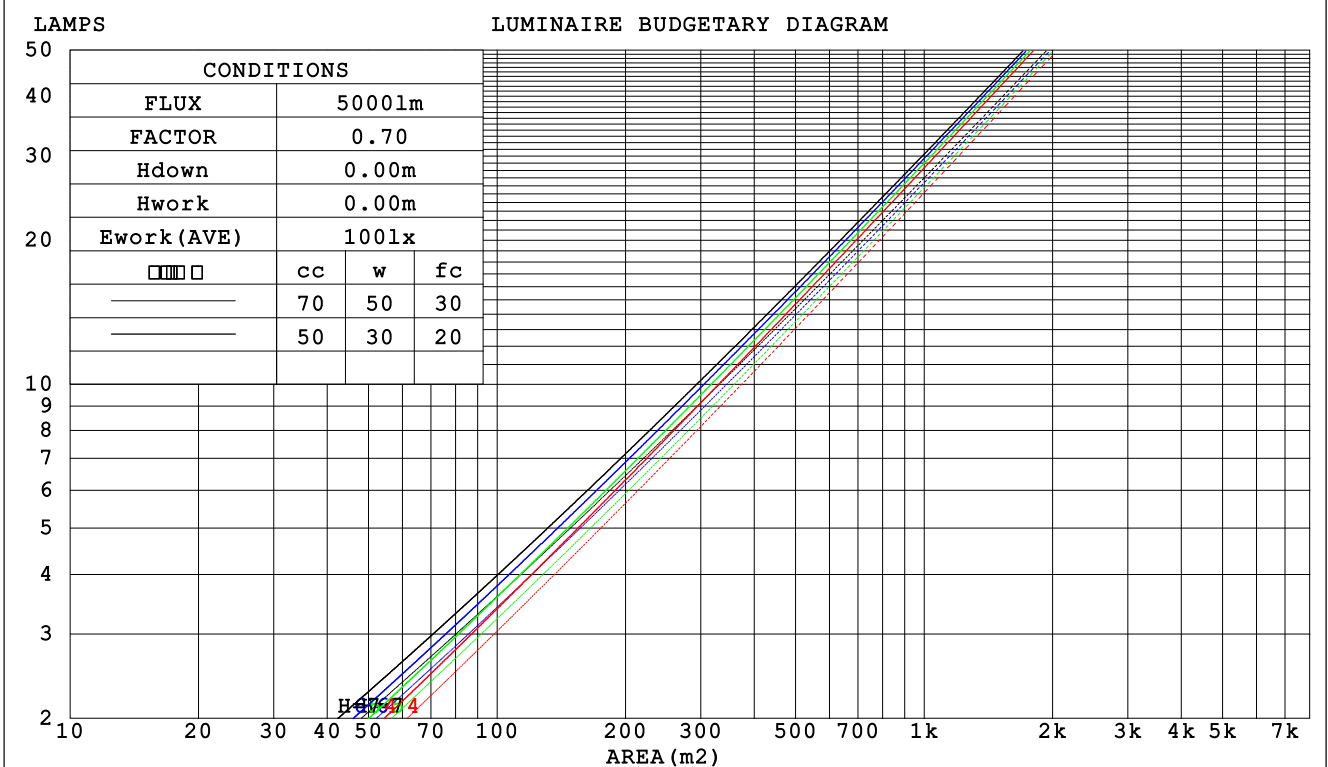
C Range: 0 - 360DEG
 C Interval: 22.5DEG
 Test Speed: HIGH
 Temperature:25.3DEG
 Operators:
 Test Date:2021-11-26

Range: 0 - 90DEG
 Interval: 1.0DEG
 Test System:EVERFINE GO-SPEX500_V1 SYSTEM V2.00.421
 Humidity:65.0%
 Test Distance:3.080m [K=1.0000]
 Remarks:

CU AND LUMINAIRE BUDGETARY ESTIMATE DIAGRAM

Test:U:120.00V I:0.0965A P:7.9335W PF:0.9367 Freq:59.98Hz Lamp Flux:615.54x1 lm		
NAME: ASD-CD-PR-2D8AC-WH	TYPE:	WEIGHT:
SPEC.:3500K 90	DIM.:	SERIAL No.:
MFR.: ASD Lighting Corp	SUR.:	Shielding Angle:

□cc	80%			70%			50%			30%			10%			0
□w	50%	30%	10%	50%	30%	10%	50%	30%	10%	50%	30%	10%	50%	30%	10%	0
□fc	20%			20%			20%			20%			20%			0
RCR	RCR:Room Cavity Ratio						Coefficients of Utilization(CU)									
0.0	1.19	1.19	1.19	1.16	1.16	1.16	1.11	1.11	1.11	1.06	1.06	1.06	1.02	1.02	1.02	1.00
1.0	1.11	1.09	1.07	1.09	1.07	1.05	1.05	1.03	1.02	1.01	.00	.99	.98	.97	.96	.94
2.0	1.04	1.00	.97	1.02	.99	.96	.99	.97	.94	.96	.94	.92	.94	.92	.90	.89
3.0	.98	.93	.90	.97	.92	.89	.94	.91	.88	.92	.89	.86	.90	.87	.85	.84
4.0	.93	.88	.84	.92	.87	.83	.89	.85	.82	.87	.84	.81	.86	.83	.80	.79
5.0	.88	.83	.79	.87	.82	.78	.85	.81	.78	.84	.80	.77	.82	.79	.76	.75
6.0	.83	.78	.74	.83	.78	.74	.81	.77	.74	.80	.76	.73	.79	.75	.73	.71
7.0	.80	.74	.70	.79	.74	.70	.78	.73	.70	.77	.73	.70	.76	.72	.69	.68
8.0	.76	.71	.67	.75	.70	.67	.74	.70	.67	.73	.69	.66	.73	.69	.66	.65
9.0	.73	.68	.64	.72	.67	.64	.71	.67	.64	.71	.66	.63	.70	.66	.63	.62
10.0	.70	.65	.61	.69	.64	.61	.69	.64	.61	.68	.64	.61	.67	.63	.61	.60



C Range: 0 - 360DEG
 C Interval: 22.5DEG
 Test Speed: HIGH
 Temperature:25.3DEG
 Operators:
 Test Date:2021-11-26

□ Range: 0 - 90DEG
 □ Interval: 1.0DEG
 Test System:EVERFINE GO-SPEX500_V1 SYSTEM V2.00.421
 Humidity:65.0%
 Test Distance:3.080m [K=1.0000]
 Remarks:

WEC AND CCEC

Test:U:120.00V I:0.0965A P:7.9335W PF:0.9367 Freq:59.98Hz Lamp Flux:615.54x1 lm		
NAME: ASD-CD-PR-2D8AC-WH	TYPE:	WEIGHT:
SPEC.:3500K 90	DIM.:	SERIAL No.:
MFR.: ASD Lighting Corp	SUR.:	Shielding Angle:

<input type="checkbox"/> cc	80%	70%	50%	30%	10%	0
<input type="checkbox"/> w	50% 30% 10%	50% 30% 10%	50% 30% 10%	50% 30% 10%	50% 30% 10%	0
<input type="checkbox"/> fc	20%	20%	20%	20%	20%	0
RCR	RCR:Room Cavity Ratio		Wall Exitance Coefficients (WEC)			
0.0						
1.0	.169 .096 .031	.163 .093 .029	.150 .086 .027	.139 .080 .026	.128 .074 .024	
2.0	.160 .088 .027	.154 .085 .026	.144 .080 .025	.134 .075 .024	.125 .071 .022	
3.0	.150 .080 .024	.145 .078 .023	.137 .074 .022	.128 .070 .022	.121 .067 .021	
4.0	.141 .074 .022	.137 .072 .021	.130 .069 .021	.123 .066 .020	.116 .063 .019	
5.0	.134 .068 .020	.130 .067 .019	.124 .064 .019	.117 .062 .018	.112 .060 .018	
6.0	.127 .063 .018	.124 .062 .018	.118 .060 .018	.113 .058 .017	.107 .057 .017	
7.0	.120 .060 .017	.118 .059 .017	.113 .057 .016	.108 .055 .016	.103 .054 .016	
8.0	.115 .056 .016	.112 .055 .016	.108 .054 .015	.104 .053 .015	.100 .051 .015	
9.0	.110 .053 .015	.108 .052 .015	.104 .051 .015	.100 .050 .014	.096 .049 .014	
10.0	.105 .050 .014	.103 .050 .014	.099 .049 .014	.096 .048 .014	.093 .047 .013	

<input type="checkbox"/> cc	80%	70%	50%	30%	10%	0
<input type="checkbox"/> w	50% 30% 10%	50% 30% 10%	50% 30% 10%	50% 30% 10%	50% 30% 10%	0
<input type="checkbox"/> fc	20%	20%	20%	20%	20%	0
RCR	RCR:Room Cavity Ratio		Ceiling Cavity Exitance Coefficients (CCEC)			
0.0	.190 .190 .190	.163 .163 .163	.111 .111 .111	.064 .064 .064	.020 .020 .020	
1.0	.171 .157 .145	.146 .135 .125	.100 .093 .087	.057 .054 .050	.018 .017 .016	
2.0	.155 .133 .114	.132 .114 .099	.091 .079 .069	.052 .046 .040	.017 .015 .013	
3.0	.141 .113 .091	.121 .098 .079	.083 .068 .055	.048 .040 .033	.015 .013 .011	
4.0	.130 .099 .074	.112 .085 .065	.077 .059 .045	.044 .035 .027	.014 .011 .009	
5.0	.121 .087 .062	.104 .075 .054	.072 .052 .038	.041 .031 .022	.013 .010 .007	
6.0	.113 .077 .052	.097 .067 .045	.067 .047 .032	.039 .028 .019	.013 .009 .006	
7.0	.106 .069 .044	.091 .060 .038	.063 .042 .027	.037 .025 .016	.012 .008 .005	
8.0	.100 .063 .038	.086 .055 .033	.059 .038 .023	.035 .023 .014	.011 .007 .005	
9.0	.094 .058 .033	.081 .050 .029	.056 .035 .020	.033 .021 .012	.011 .007 .004	
10.0	.090 .053 .029	.077 .046 .025	.054 .032 .018	.031 .019 .011	.010 .006 .004	

C Range: 0 - 360DEG
 C Interval: 22.5DEG
 Test Speed: HIGH
 Temperature:25.3DEG
 Operators:
 Test Date:2021-11-26

Range: 0 - 90DEG
 Interval: 1.0DEG
 Test System:EVERFINE GO-SPEX500_V1 SYSTEM V2.00.421
 Humidity:65.0%
 Test Distance:3.080m [K=1.0000]
 Remarks:

UGR(Unified Glare Rating) Table

Test:U:120.00V I:0.0965A P:7.9335W PF:0.9367 Freq:59.98Hz Lamp Flux:615.54x1 lm										
NAME: ASD-CD-PR-2D8AC-WH					TYPE:			WEIGHT:		
SPEC.:3500K 90					DIM.:			SERIAL No.:		
MFR.: ASD Lighting Corp					SUR.:			Shielding Angle:		
ceiling/cavity	0.7	0.7	0.5	0.5	0.3	0.7	0.7	0.5	0.5	0.3
walls	0.5	0.3	0.5	0.3	0.3	0.5	0.3	0.5	0.3	0.3
working plane	0.2	0.2	0.2	0.2	0.2	0.2	0.2	0.2	0.2	0.2
Room dimensions	Viewed crosswise					Viewed endwise				
x = 2H y = 2H	4.5	5.4	4.7	5.5	5.7	4.1	4.9	4.3	5.1	5.2
3H	5.3	6.0	5.5	6.2	6.4	4.9	5.7	5.2	5.9	6.1
4H	5.6	6.3	5.8	6.5	6.7	5.3	6.0	5.5	6.2	6.4
6H	5.8	6.5	6.1	6.7	7.0	5.4	6.1	5.7	6.3	6.6
8H	5.8	6.5	6.1	6.7	7.0	5.4	6.0	5.7	6.3	6.6
12H	5.8	6.4	6.1	6.7	7.0	5.3	6.0	5.6	6.2	6.5
4H 2H	4.8	5.5	5.0	5.7	6.0	4.4	5.1	4.7	5.4	5.6
3H	5.7	6.4	6.0	6.6	6.9	5.4	6.1	5.8	6.4	6.6
4H	6.1	6.7	6.5	7.0	7.3	5.9	6.5	6.2	6.8	7.1
6H	6.4	7.0	6.8	7.3	7.6	6.1	6.6	6.4	6.9	7.3
8H	6.5	7.0	6.9	7.3	7.7	6.1	6.5	6.5	6.9	7.3
12H	6.5	6.9	6.9	7.3	7.7	6.0	6.5	6.4	6.8	7.2
8H 4H	6.2	6.7	6.6	7.1	7.4	6.0	6.5	6.4	6.8	7.2
6H	6.6	7.0	7.1	7.4	7.9	6.3	6.7	6.7	7.1	7.5
8H	6.8	7.1	7.2	7.5	8.0	6.3	6.6	6.7	7.0	7.5
12H	6.8	7.1	7.2	7.5	8.0	6.2	6.5	6.7	7.0	7.4
12H 4H	6.2	6.6	6.6	7.0	7.4	6.0	6.4	6.4	6.8	7.2
6H	6.6	7.0	7.1	7.4	7.8	6.3	6.6	6.7	7.0	7.5
8H	6.7	7.1	7.2	7.5	8.0	6.3	6.6	6.7	7.0	7.5
Variations with the observer position at spacings:										
S = 1.0H	+ 0.5 / - 0.6					+ 0.4 / - 0.5				
1.5H	+ 0.8 / - 0.3					+ 0.4 / - 0.3				
2.0H	+ 0.5 / - 0.5					+ 0.6 / - 0.6				

CIE Pub.117, 615.5 lm Total Lamp Luminous Flux Correct (8log(F/F0) = -1.7)
 Area: 0.111111 m2

C Range: 0 - 360DEG
 C Interval: 22.5DEG
 Test Speed: HIGH
 Temperature:25.3DEG
 Operators:
 Test Date:2021-11-26

Range: 0 - 90DEG
 Interval: 1.0DEG
 Test System:EVERFINE GO-SPEX500_V1 SYSTEM V2.00.421
 Humidity:65.0%
 Test Distance:3.080m [K=1.0000]
 Remarks:

UTILIZATION FACTORS TABLE

Test:U:120.00V I:0.0965A P:7.9335W PF:0.9367 Freq:59.98Hz Lamp Flux:615.54x1 lm		
NAME: ASD-CD-PR-2D8AC-WH	TYPE:	WEIGHT:
SPEC.:3500K 90	DIM.:	SERIAL No.:
MFR.: ASD Lighting Corp	SUR.:	Shielding Angle:

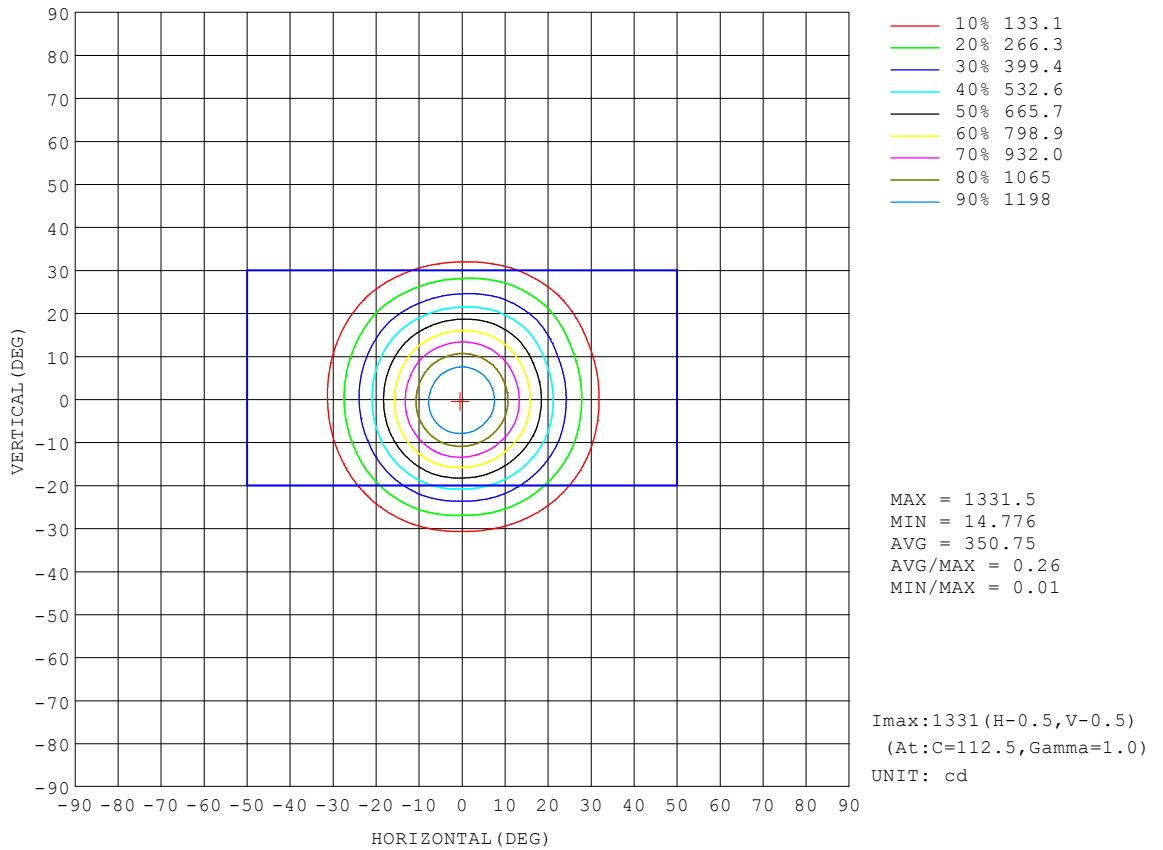
REFLECTANCE										
Ceiling	0.8	0.8	0.8	0.7	0.7	0.7	0.5	0.5	0.5	0
Walls	0.7	0.5	0.3	0.7	0.5	0.3	0.7	0.5	0.3	0
Working plane	0.2	0.2	0.2	0.2	0.2	0.2	0.2	0.2	0.2	0
ROOM INDEX	UTILIZATION FACTORS (PERCENT) $k(RI) \times RCR = 5$									
k = 0.60	87	80	76	86	80	76	85	80	76	72
0.80	94	88	84	93	88	84	92	87	84	80
1.00	98	93	89	98	92	89	96	92	88	84
1.25	102	97	93	101	97	93	99	95	92	88
1.50	105	100	97	104	100	96	102	98	95	91
2.00	108	104	100	107	103	100	104	101	98	93
2.50	110	106	103	108	105	102	105	102	100	94
3.00	111	108	105	110	106	104	106	104	102	95
4.00	114	111	108	111	109	107	108	106	104	97
5.00	115	113	111	113	111	109	109	107	106	98
ROOM INDEX	UF(total)									Direct
According to DIN EN 13032-2 2004			Suspended				SHRNOM = 1.25			

C Range: 0 - 360DEG
 C Interval: 22.5DEG
 Test Speed: HIGH
 Temperature:25.3DEG
 Operators:
 Test Date:2021-11-26

Range: 0 - 90DEG
 Interval: 1.0DEG
 Test System:EVERFINE GO-SPEX500_V1 SYSTEM V2.00.421
 Humidity:65.0%
 Test Distance:3.080m [K=1.0000]
 Remarks:

ISOCANDELA DIAGRAM

Test:U:120.00V I:0.0965A P:7.9335W PF:0.9367 Freq:59.98Hz Lamp Flux:615.54x1 lm		
NAME: ASD-CD-PR-2D8AC-WH	TYPE:	WEIGHT:
SPEC.:3500K 90	DIM.:	SERIAL No.:
MFR.: ASD Lighting Corp	SUR.:	Shielding Angle:




C Range: 0 - 360DEG
 C Interval: 22.5DEG
 Test Speed: HIGH
 Temperature:25.3DEG
 Operators:
 Test Date:2021-11-26

Range: 0 - 90DEG
 Interval: 1.0DEG
 Test System:EVERFINE GO-SPEX500_V1 SYSTEM V2.00.421
 Humidity:65.0%
 Test Distance:3.080m [K=1.0000]
 Remarks:

AAI Figure

Test:U:120.00V I:0.0965A P:7.9335W PF:0.9367 Freq:59.98Hz Lamp Flux:615.54x1 lm		
NAME: ASD-CD-PR-2D8AC-WH	TYPE:	WEIGHT:
SPEC.:3500K 90	DIM.:	SERIAL No.:
MFR.: ASD Lighting Corp	SUR.:	Shielding Angle:



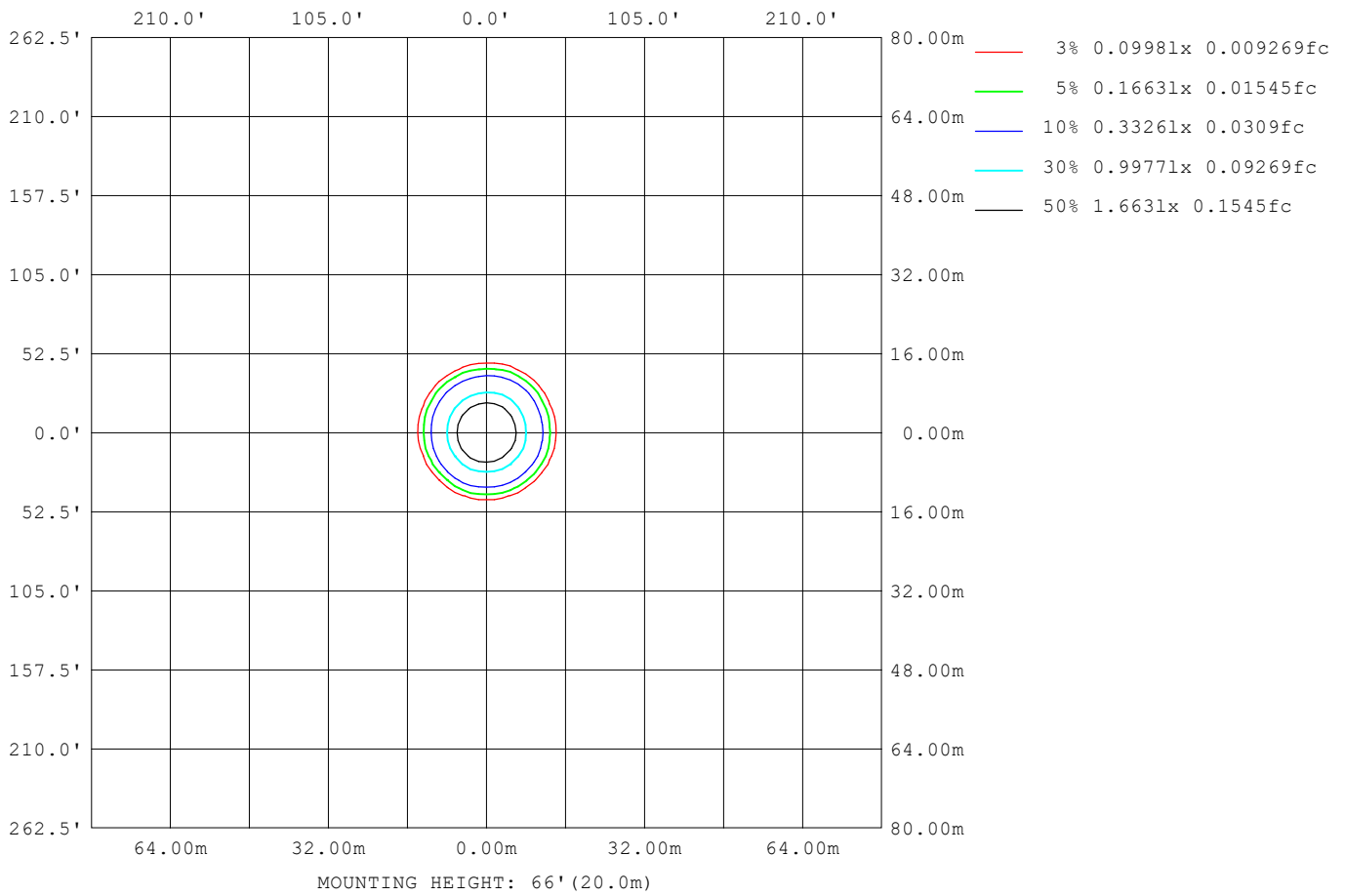
Note:The Curves indicate the illuminated area and the average illumination when the luminaire is at different distance.

C Range: 0 - 360DEG
 C Interval: 22.5DEG
 Test Speed: HIGH
 Temperature:25.3DEG
 Operators:
 Test Date:2021-11-26

Range: 0 - 90DEG
 Interval: 1.0DEG
 Test System:EVERFINE GO-SPEX500_V1 SYSTEM V2.00.421
 Humidity:65.0%
 Test Distance:3.080m [K=1.0000]
 Remarks:

ISOLUX DIAGRAM

Test:U:120.00V I:0.0965A P:7.9335W PF:0.9367 Freq:59.98Hz Lamp Flux:615.54x1 lm		
NAME: ASD-CD-PR-2D8AC-WH	TYPE:	WEIGHT:
SPEC.:3500K 90	DIM.:	SERIAL No.:
MFR.: ASD Lighting Corp	SUR.:	Shielding Angle:



C Range: 0 - 360DEG
C Interval: 22.5DEG
Test Speed: HIGH
Temperature:25.3DEG
Operators:
Test Date:2021-11-26

Range: 0 - 90DEG
 Interval: 1.0DEG
Test System:EVERFINE GO-SPEX500_V1 SYSTEM V2.00.421
Humidity:65.0%
Test Distance:3.080m [K=1.0000]
Remarks:

LED Avg.L Report

Test:U:120.00V I:0.0965A P:7.9335W PF:0.9367 Freq:59.98Hz Lamp Flux:615.54x1 lm		
NAME: ASD-CD-PR-2D8AC-WH	TYPE:	WEIGHT:
SPEC.:3500K 90	DIM.:	SERIAL No.:
MFR.: ASD Lighting Corp	SUR.:	Shielding Angle:

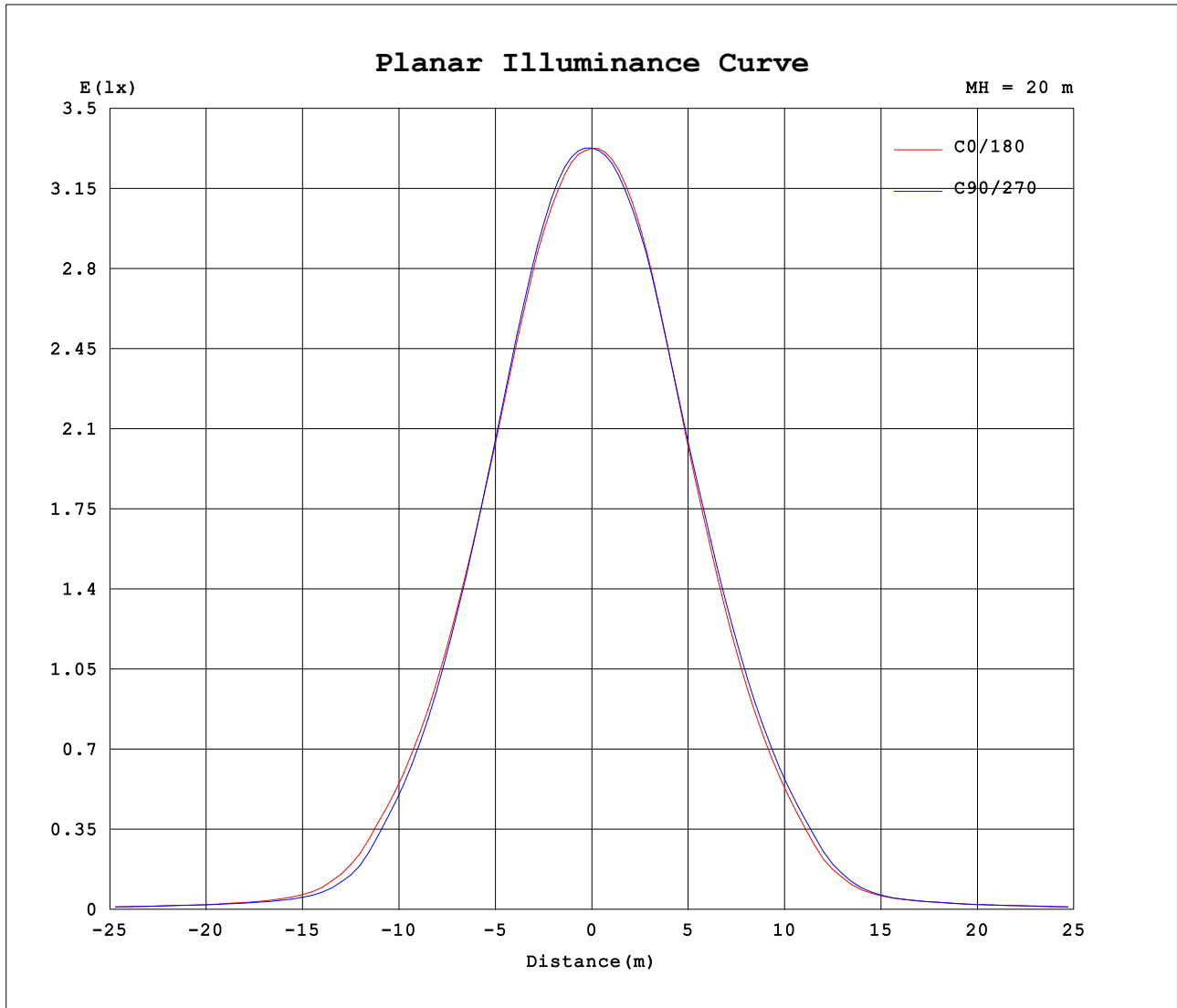
AvgL	cd/m2
L_0~180 (65) av	201
L_0~180 (75) av	157
L_0~180 (85) av	63
L_90~270 (65) av	201
L_90~270 (75) av	153
L_90~270 (85) av	13
L_45 (65) av	201
L_45 (75) av	157
L_45 (85) av	36

Standard: GB/T 29293-2012

C Range: 0 - 360DEG
 C Interval: 22.5DEG
 Test Speed: HIGH
 Temperature:25.3DEG
 Operators:
 Test Date:2021-11-26

Range: 0 - 90DEG
 Interval: 1.0DEG
 Test System:EVERFINE GO-SPEX500_V1 SYSTEM V2.00.421
 Humidity:65.0%
 Test Distance:3.080m [K=1.0000]
 Remarks:

Planar Illuminance Curve



C Range: 0 - 360DEG
 C Interval: 22.5DEG
 Test Speed: HIGH
 Temperature: 25.3DEG
 Operators:
 Test Date: 2021-11-26

Range: 0 - 90DEG
 Interval: 1.0DEG
 Test System: EVERFINE GO-SPEX500_V1 SYSTEM V2.00.421
 Humidity: 65.0%
 Test Distance: 3.080m [K=1.0000]
 Remarks:

LUMINOUS DISTRIBUTION INTENSITY DATA

Test:U:120.00V I:0.0965A P:7.9335W PF:0.9367 Freq:59.98Hz Lamp Flux:615.54x1 lm		
NAME: ASD-CD-PR-2D8AC-WH	TYPE:	WEIGHT:
SPEC.:3500K 90	DIM.:	SERIAL No.:
MFR.: ASD Lighting Corp	SUR.:	Shielding Angle:

Table--1

UNIT: cd

C (DEG) □ (DEG)	0	22.5	45	67.5	90	112.5	135	157.5	180	202.5	225	247.5	270	292.5	315	337.5			
0	1330	1330	1330	1330	1330	1330	1330	1330	1330	1330	1330	1330	1330	1330	1330	1330			
5	1272	1275	1279	1287	1288	1291	1288	1287	1282	1277	1276	1273	1270	1266	1267	1268			
10	1095	1102	1102	1107	1108	1119	1116	1110	1101	1092	1094	1091	1097	1096	1095	1092			
15	843	847	838	840	847	860	854	847	835	835	846	843	847	852	851	841			
20	588	595	585	581	576	594	589	581	576	584	597	592	598	618	617	587			
25	367	372	360	354	340	360	360	351	356	363	380	373	379	404	404	369			
30	191	189	175	165	156	170	171	170	174	184	199	195	198	218	220	196			
35	69.8	69.3	64.6	59.5	55.6	60.2	59.9	60.4	63.0	67.2	72.1	68.8	69.1	77.1	78.5	71.9			
40	36.1	35.8	34.6	32.6	31.7	33.2	33.1	33.6	34.7	35.8	36.8	35.4	35.4	37.8	38.0	36.4			
45	25.1	25.1	24.9	24.7	24.5	24.7	24.6	24.9	25.2	25.4	25.5	25.4	25.3	25.1	25.1	25.1			
50	20.7	20.6	20.3	20.4	20.3	20.4	20.4	20.6	20.7	20.6	20.9	20.9	21.0	20.9	21.0	20.8			
55	15.8	15.7	15.5	15.5	15.4	15.6	15.5	15.7	15.7	15.7	15.9	16.0	16.1	16.0	16.1	15.9			
60	12.3	12.3	12.2	12.2	12.2	12.2	12.1	12.2	12.2	12.1	12.3	12.3	12.4	12.4	12.4	12.3			
65	9.51	9.49	9.45	9.49	9.48	9.50	9.44	9.41	9.35	9.29	9.31	9.33	9.42	9.46	9.53	9.51			
70	6.84	6.84	6.82	6.86	6.86	6.87	6.81	6.77	6.69	6.61	6.60	6.60	6.67	6.71	6.79	6.80			
75	4.59	4.60	4.59	4.49	4.38	4.45	4.56	4.53	4.46	4.38	4.36	4.35	4.40	4.42	4.51	4.54			
80	2.72	2.74	2.36	2.00	1.81	1.95	2.29	2.65	2.59	2.53	2.36	2.17	2.12	2.18	2.45	2.67			
85	0.59	0.91	0.30	0.03	0.03	0.02	0.27	0.83	0.63	0.79	0.44	0.25	0.22	0.22	0.39	0.81			
90	0.02	0.02	0.02	0.02	0.02	0.02	0.01	0.02	0.03	0.03	0.03	0.02	0.02	0.02	0.02	0.03			

C Range: 0 - 360DEG
C Interval: 22.5DEG
Test Speed: HIGH
Temperature:25.3DEG
Operators:
Test Date:2021-11-26

□ Range: 0 - 90DEG
□ Interval: 1.0DEG
Test System:EVERFINE GO-SPEX500_V1 SYSTEM V2.00.421
Humidity:65.0%
Test Distance:3.080m [K=1.0000]
Remarks: