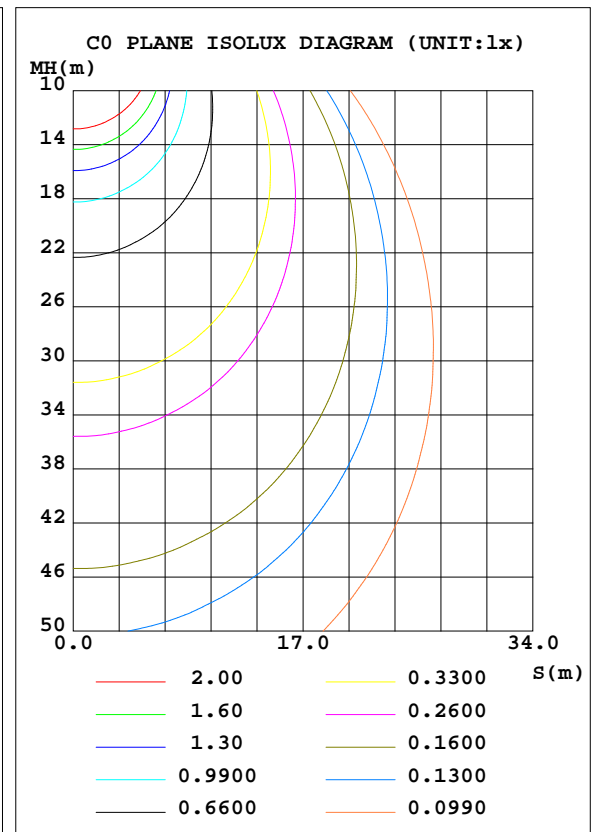
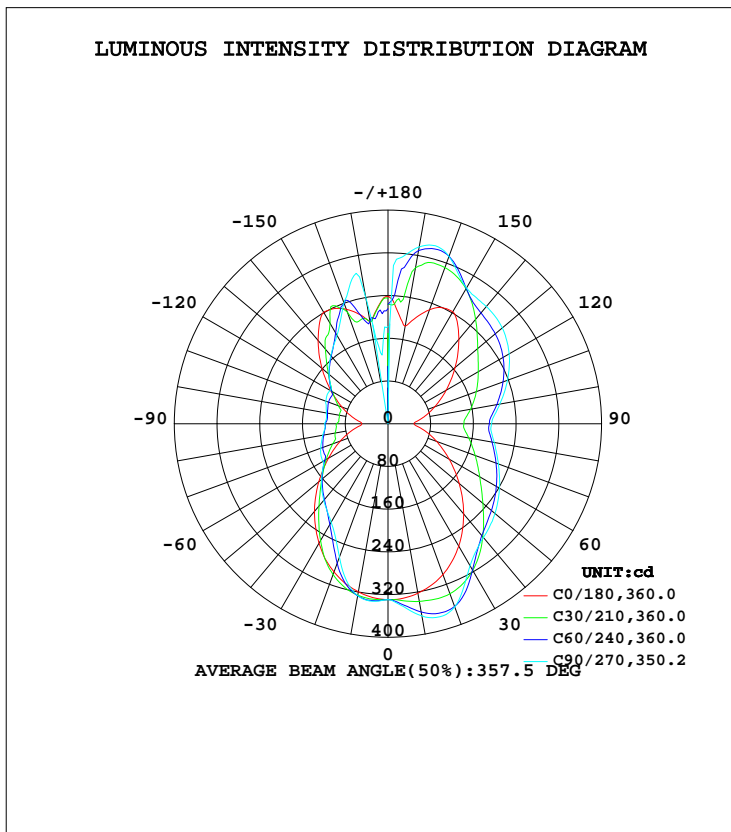


LUMINAIRE PHOTOMETRIC TEST REPORT

Test:U:120.0V I:0.3441A P:40.35W PF:0.9773 Freq:60.00Hz Lamp Flux:2338.21x1 lm		
NAME:ASD-LWS27C-72D40CCBK	TYPE:LED	WEIGHT:
SPEC.:5000K	DIM.:	SERIAL No.:
MFR.: ASD Lighting Corp	SUR.:	Shielding Angle:

DATA OF LAMP		PHOTOMETRIC DATA			
MODEL	LWS27C-72D40CC-BK	Imax(cd)	374.3	S/MH(C0/180)	1.18
NOMINAL POWER(W)	40	LOR(%)	100.0	S/MH(C90/270)	0.98
RATED VOLTAGE(V)	120-277	TOTAL FLUX(lm)	2338.2	η UP, DN(C0-180)	29.5,30.0
NOMINAL FLUX(lm)	2338.21	CIE CLASS	DIFFUSE	η UP, DN(C180-360)	18.9,21.6
LAMPS INSIDE	1	η up(%)	48.4	CIBSE SHR NOM	1.25
TEST VOLTAGE(V)	120	η down(%)	51.6	CIBSE SHR MAX	1.35



C Range: 0 - 360DEG  
 C Interval: 15.0DEG  
 Test Speed: HIGH  
 Temperature: 25.3DEG  
 Operators: Alan Wang  
 Test Date: 17 October 2023

γ Range: 0 - 180DEG  
 γ Interval: 1.0DEG  
 Test System: EVERFINE GO-R5000\_V2 SYSTEM V2.00.416  
 Humidity: 43.6%  
 Test Distance: 2.500m [K=1.0393]  
 Remarks:

## ZONAL FLUX DIAGRAM

## ZONAL FLUX DIAGRAM:

$\gamma$	C0	C45	C90	C135	C180	C225	C270	C315	$\gamma$	$\Phi$ zone	$\Phi$ total	%lum,lamp
10	322.5	348.6	365.3	349.2	319.5	327.8	326.8	329.6	0- 10	31.96	31.96	1.37,1.37
20	300.7	356.0	365.3	354.2	295.4	291.2	266.0	296.0	10- 20	93.12	125.1	5.35,5.35
30	264.9	325.1	307.4	321.3	258.3	231.0	212.8	236.0	20- 30	135.8	260.9	11.2,11.2
40	220.6	274.6	278.2	270.5	214.2	187.9	187.2	192.7	30- 40	157.3	418.2	17.9,17.9
50	174.1	241.6	261.6	240.2	169.0	160.1	162.5	164.8	40- 50	166.9	585.1	25,25
60	132.3	220.0	241.1	220.5	128.7	136.4	140.6	139.8	50- 60	166.7	751.8	32.2,32.2
70	97.11	201.5	220.1	202.5	95.05	121.3	134.1	123.9	60- 70	160.9	912.7	39,39
80	68.09	184.0	201.8	186.1	67.13	116.3	124.2	116.8	70- 80	152.3	1065	45.5,45.5
90	48.84	174.7	194.1	177.9	49.28	112.5	118.7	112.5	80- 90	141.9	1207	51.6,51.6
100	66.19	190.6	212.6	194.6	66.22	108.5	117.2	107.2	90-100	141.5	1348	57.7,57.7
110	93.19	210.4	238.0	215.5	91.83	108.9	123.6	108.2	100-110	151.0	1499	64.1,64.1
120	125.9	227.1	262.0	233.2	123.2	121.9	125.2	119.7	110-120	157.9	1657	70.9,70.9
130	164.2	241.0	279.3	247.3	161.2	142.4	143.9	142.7	120-130	160.7	1818	77.8,77.8
140	206.5	259.1	286.5	263.4	203.7	167.4	166.9	168.2	130-140	157.1	1975	84.5,84.5
150	242.4	297.2	293.8	299.2	241.4	209.3	191.4	207.4	140-150	144.7	2120	90.7,90.7
160	227.3	327.9	333.8	324.0	228.2	233.5	241.4	254.4	150-160	120.5	2240	95.8,95.8
170	185.8	310.9	336.5	237.2	194.4	197.8	241.6	261.7	160-170	75.78	2316	99.1,99.1
180	239.4	216.1	68.39	217.4	237.7	226.0	182.4	189.5	170-180	21.96	2338	100,100
DEG	LUMINOUS INTENSITY:cd									UNIT:lm		

Conical surface Flux(90deg): 501.07 lm

%lum = 21.4%

%lamp = 21.4%

Conical surface Flux(120deg): 751.82 lm

%lum = 32.2%

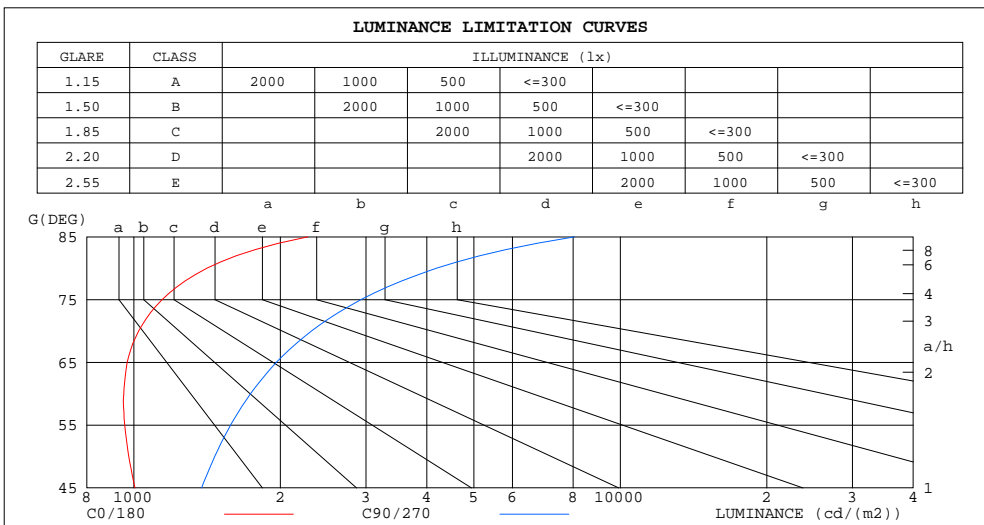
%lamp = 32.2%

C Range: 0 - 360DEG  
 C Interval: 15.0DEG  
 Test Speed: HIGH  
 Temperature: 25.3DEG  
 Operators: Alan Wang  
 Test Date: 17 October 2023

$\gamma$  Range: 0 - 180DEG  
 $\gamma$  Interval: 1.0DEG  
 Test System: EVERFINE GO-R5000\_V2 SYSTEM V2.00.416  
 Humidity: 43.6%  
 Test Distance: 2.500m [K=1.0393]  
 Remarks:

LUMINANCE LIMITATION CURVES

Test:U:120.0V I:0.3441A P:40.35W PF:0.9773 Freq:60.00Hz Lamp Flux:2338.21x1 lm		
NAME:	TYPE:LED	WEIGHT:
SPEC.:ASD-LWS27C-72D40CCBK_5000K	DIM.:	SERIAL No.:
MFR.: ASD Lighting Corp	SUR.:	Shielding Angle:



LUMINANCE cd/(m2)		
G(DEG)	C0/180	C90/270
85	2278	8050
80	1413	4189
75	1143	2930
70	1023	2319
65	969	1963
60	953	1738
55	958	1580
50	976	1466
45	1005	1378

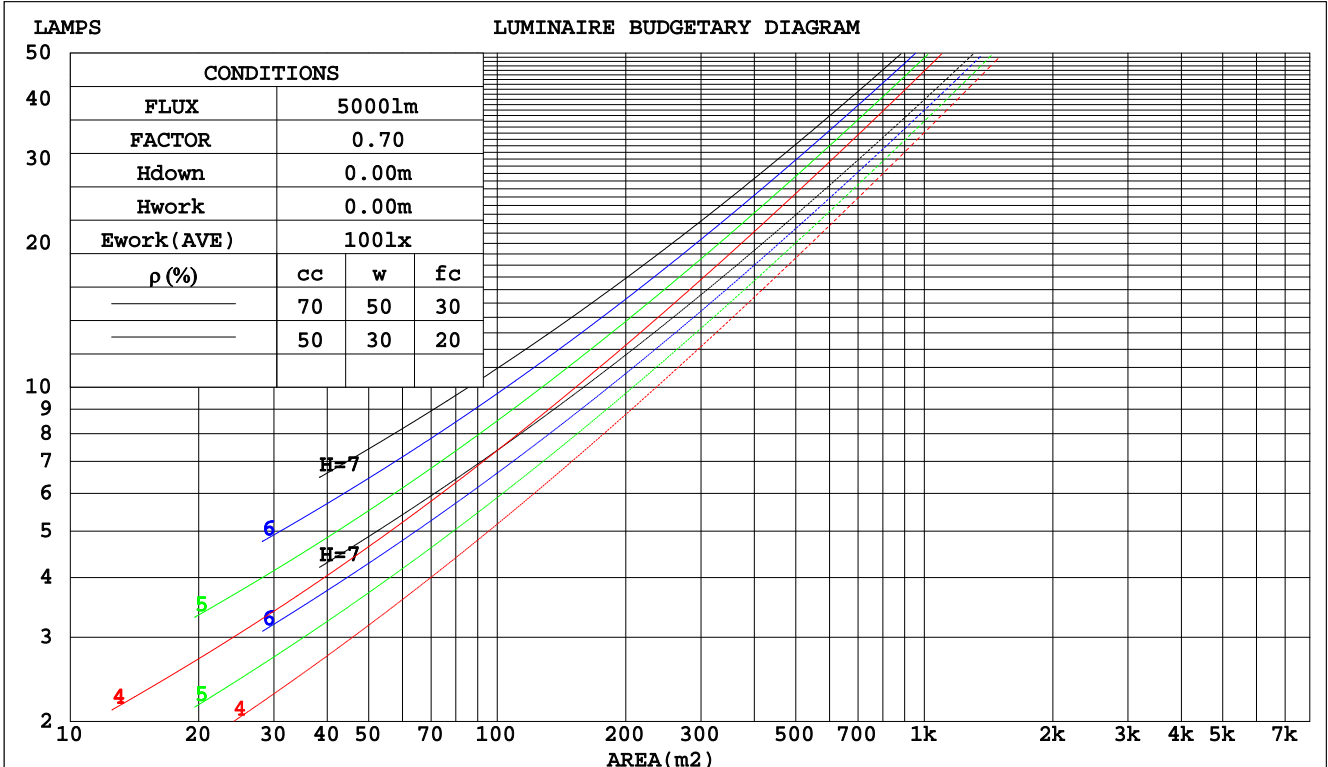
C Range: 0 - 360DEG  
 C Interval: 15.0DEG  
 Test Speed: HIGH  
 Temperature: 25.3DEG  
 Operators: Alan Wang  
 Test Date: 17 October 2023

$\gamma$  Range: 0 - 180DEG  
 $\gamma$  Interval: 1.0DEG  
 Test System: EVERFINE GO-R5000\_V2 SYSTEM V2.00.416  
 Humidity: 43.6%  
 Test Distance: 2.500m [K=1.0393]  
 Remarks:

CU AND LUMINAIRE BUDGETARY ESTIMATE DIAGRAM

Test:U:120.0V I:0.3441A P:40.35W PF:0.9773 Freq:60.00Hz Lamp Flux:2338.21x1 lm		
NAME:	TYPE:LED	WEIGHT:
SPEC.:ASD-LWS27C-72D40CCBK_5000K	DIM.:	SERIAL No.:
MFR.: ASD Lighting Corp	SUR.:	Shielding Angle:

pcc	80%			70%			50%			30%			10%			0
	50%	30%	10%	50%	30%	10%	50%	30%	10%	50%	30%	10%	50%	30%	10%	0
pw																
pfc	20%			20%			20%			20%			20%			0
RCR	RCR:Room Cavity Ratio						Coefficients of Utilization(CU)									
0.0	1.08	1.08	1.08	.99	.99	.99	.84	.84	.84	.70	.70	.70	.58	.58	.58	.52
1.0	.90	.85	.81	.83	.79	.75	.70	.67	.64	.58	.55	.53	.47	.45	.43	.38
2.0	.77	.70	.64	.71	.65	.60	.60	.55	.51	.50	.46	.43	.40	.37	.35	.30
3.0	.67	.59	.53	.62	.55	.49	.52	.47	.42	.43	.39	.35	.35	.32	.29	.25
4.0	.59	.51	.44	.55	.47	.41	.46	.40	.35	.38	.34	.30	.31	.27	.24	.21
5.0	.53	.44	.37	.49	.41	.35	.41	.35	.30	.34	.29	.26	.28	.24	.21	.18
6.0	.47	.38	.32	.44	.36	.30	.37	.31	.26	.31	.26	.22	.25	.21	.18	.15
7.0	.42	.34	.28	.39	.32	.26	.33	.27	.23	.28	.23	.20	.23	.19	.16	.14
8.0	.38	.30	.25	.36	.28	.23	.30	.25	.20	.26	.21	.17	.21	.17	.14	.12
9.0	.35	.27	.22	.33	.26	.21	.28	.22	.18	.23	.19	.16	.19	.16	.13	.11
10.0	.32	.25	.20	.30	.23	.19	.26	.20	.16	.22	.17	.14	.18	.14	.12	.10



C Range: 0 - 360DEG  
 C Interval: 15.0DEG  
 Test Speed: HIGH  
 Temperature: 25.3DEG  
 Operators: Alan Wang  
 Test Date: 17 October 2023

γ Range: 0 - 180DEG  
 γ Interval: 1.0DEG  
 Test System: EVERFINE GO-R5000\_V2 SYSTEM V2.00.416  
 Humidity: 43.6%  
 Test Distance: 2.500m [K=1.0393]  
 Remarks:

WEC AND CCEC

Test:U:120.0V I:0.3441A P:40.35W PF:0.9773 Freq:60.00Hz Lamp Flux:2338.21x1 lm		
NAME:	TYPE:LED	WEIGHT:
SPEC.:ASD-LWS27C-72D40CCBK_5000K	DIM.:	SERIAL No.:
MFR.: ASD Lighting Corp	SUR.:	Shielding Angle:

ρcc	80%			70%			50%			30%			10%			0
ρw	50%	30%	10%	50%	30%	10%	50%	30%	10%	50%	30%	10%	50%	30%	10%	0
ρfc	20%			20%			20%			20%			20%			0
RCR	RCR:Room Cavity Ratio						Wall Exitance Coefficients(WEC)									
0.0																
1.0	.353	.201	.064	.331	.189	.060	.290	.166	.053	.253	.146	.047	.218	.126	.041	
2.0	.305	.167	.051	.285	.157	.048	.248	.138	.043	.214	.120	.037	.182	.103	.032	
3.0	.272	.144	.043	.253	.136	.041	.219	.119	.036	.188	.103	.032	.159	.088	.027	
4.0	.245	.127	.037	.229	.120	.035	.197	.105	.031	.168	.090	.027	.141	.077	.023	
5.0	.224	.114	.033	.208	.107	.031	.180	.094	.028	.153	.081	.024	.128	.068	.021	
6.0	.206	.103	.029	.192	.097	.028	.165	.085	.025	.140	.073	.021	.117	.062	.018	
7.0	.190	.094	.027	.177	.088	.025	.153	.077	.022	.130	.066	.019	.108	.056	.016	
8.0	.177	.086	.024	.165	.081	.023	.142	.071	.020	.120	.061	.018	.100	.052	.015	
9.0	.165	.080	.022	.154	.075	.021	.133	.066	.019	.113	.056	.016	.094	.048	.014	
10.0	.155	.074	.021	.144	.070	.019	.124	.061	.017	.106	.052	.015	.088	.044	.013	

ρcc	80%			70%			50%			30%			10%			0
ρw	50%	30%	10%	50%	30%	10%	50%	30%	10%	50%	30%	10%	50%	30%	10%	0
ρfc	20%			20%			20%			20%			20%			0
RCR	RCR:Room Cavity Ratio						Ceiling Cavity Exitance Coefficients(CCEC)									
0.0	.559	.559	.559	.478	.478	.478	.326	.326	.326	.187	.187	.187	.060	.060	.060	
1.0	.555	.527	.503	.475	.453	.433	.325	.311	.299	.187	.180	.174	.060	.058	.056	
2.0	.548	.506	.471	.469	.436	.407	.322	.301	.284	.186	.175	.166	.060	.057	.054	
3.0	.541	.490	.450	.464	.423	.390	.318	.294	.274	.184	.172	.161	.059	.056	.053	
4.0	.534	.479	.437	.458	.414	.379	.315	.288	.267	.182	.169	.158	.059	.055	.052	
5.0	.527	.469	.427	.452	.406	.372	.312	.284	.263	.180	.167	.156	.058	.054	.051	
6.0	.520	.462	.421	.447	.400	.366	.308	.280	.259	.179	.165	.154	.058	.054	.051	
7.0	.513	.456	.416	.442	.395	.362	.305	.277	.257	.177	.163	.153	.057	.053	.051	
8.0	.507	.451	.412	.437	.391	.359	.302	.274	.255	.176	.162	.152	.057	.053	.050	
9.0	.501	.446	.409	.432	.387	.357	.299	.272	.253	.174	.161	.151	.056	.053	.050	
10.0	.496	.442	.407	.428	.384	.355	.297	.270	.252	.173	.160	.150	.056	.052	.050	

C Range: 0 - 360DEG  
 C Interval: 15.0DEG  
 Test Speed: HIGH  
 Temperature: 25.3DEG  
 Operators: Alan Wang  
 Test Date: 17 October 2023

γ Range: 0 - 180DEG  
 γ Interval: 1.0DEG  
 Test System: EVERFINE GO-R5000\_V2 SYSTEM V2.00.416  
 Humidity: 43.6%  
 Test Distance: 2.500m [K=1.0393]  
 Remarks:

UGR(Unified Glare Rating) Table

Test:U:120.0V I:0.3441A P:40.35W PF:0.9773 Freq:60.00Hz Lamp Flux:2338.21x1 lm										
NAME:			TYPE:LED			WEIGHT:				
SPEC.:ASD-LWS27C-72D40CCBK_5000K			DIM.:			SERIAL No.:				
MFR.: ASD Lighting Corp			SUR.:			Shielding Angle:				
ceiling/cavity	0.7	0.7	0.5	0.5	0.3	0.7	0.7	0.5	0.5	0.3
walls	0.5	0.3	0.5	0.3	0.3	0.5	0.3	0.5	0.3	0.3
working plane	0.2	0.2	0.2	0.2	0.2	0.2	0.2	0.2	0.2	0.2
Room dimensions	Viewed crosswise					Viewed endwise				
x = 2H y = 2H	10.2	11.2	11.0	12.0	13.1	12.0	13.0	12.9	13.9	15.0
3H	12.0	12.9	12.9	13.8	14.9	14.8	15.7	15.7	16.6	17.7
4H	12.9	13.8	13.8	14.7	15.9	16.4	17.2	17.2	18.1	19.3
6H	13.9	14.7	14.8	15.6	16.8	18.1	18.9	19.0	19.8	21.0
8H	14.4	15.2	15.3	16.1	17.3	19.1	19.9	20.0	20.8	22.0
12H	14.9	15.7	15.8	16.6	17.8	20.3	21.0	21.2	21.9	23.1
4H 2H	11.4	12.3	12.3	13.2	14.3	12.7	13.6	13.6	14.5	15.6
3H	13.6	14.4	14.5	15.3	16.5	15.7	16.5	16.6	17.4	18.6
4H	14.8	15.5	15.7	16.4	17.6	17.5	18.1	18.4	19.1	20.3
6H	16.0	16.6	16.9	17.5	18.8	19.4	20.0	20.4	21.0	22.2
8H	16.6	17.1	17.5	18.1	19.4	20.5	21.1	21.5	22.0	23.3
12H	17.2	17.7	18.1	18.7	19.9	21.8	22.3	22.7	23.3	24.5
8H 4H	16.0	16.5	16.9	17.5	18.8	17.9	18.5	18.9	19.5	20.7
6H	17.6	18.0	18.6	19.0	20.3	20.2	20.7	21.2	21.7	23.0
8H	18.4	18.8	19.4	19.8	21.1	21.5	21.9	22.5	22.9	24.2
12H	19.3	19.6	20.3	20.6	22.0	23.0	23.4	24.0	24.4	25.7
12H 4H	16.3	16.8	17.3	17.8	19.1	18.0	18.5	19.0	19.5	20.8
6H	18.1	18.6	19.1	19.6	20.9	20.4	20.8	21.4	21.8	23.1
8H	19.2	19.5	20.2	20.6	21.9	21.8	22.2	22.9	23.2	24.5
Variations with the observer position at spacings:										
S = 1.0H	+ 0.1 / - 0.1					+ 0.1 / - 0.1				
1.5H	+ 0.2 / - 0.3					+ 0.2 / - 0.3				
2.0H	+ 0.3 / - 0.5					+ 0.3 / - 0.4				

CIE Pub.117, 2338 lm Total Lamp Luminous Flux Corrected (8log(F/F0) = 3.0)  
 Area: 0.2775 m2

C Range: 0 - 360DEG  
 C Interval: 15.0DEG  
 Test Speed: HIGH  
 Temperature: 25.3DEG  
 Operators: Alan Wang  
 Test Date: 17 October 2023

γ Range: 0 - 180DEG  
 γ Interval: 1.0DEG  
 Test System: EVERFINE GO-R5000\_V2 SYSTEM V2.00.416  
 Humidity: 43.6%  
 Test Distance: 2.500m [K=1.0393]  
 Remarks:

## UTILIZATION FACTORS TABLE

Test:U:120.0V I:0.3441A P:40.35W PF:0.9773 Freq:60.00Hz Lamp Flux:2338.21x1 lm		
NAME:	TYPE:LED	WEIGHT:
SPEC.:ASD-LWS27C-72D40CCBK_5000K	DIM.:	SERIAL No.:
MFR.: ASD Lighting Corp	SUR.:	Shielding Angle:

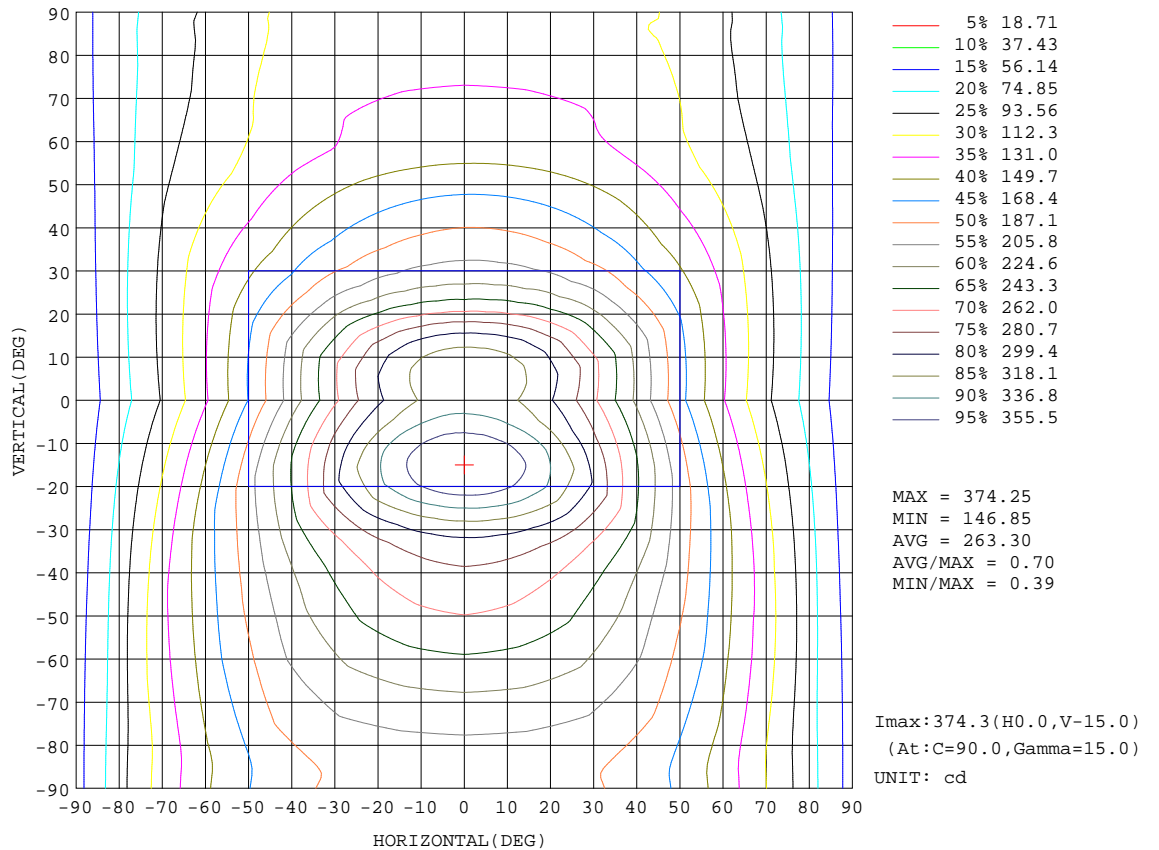
REFLECTANCE										
Ceiling	0.8	0.8	0.8	0.7	0.7	0.7	0.5	0.5	0.5	0
Walls	0.7	0.5	0.3	0.7	0.5	0.3	0.7	0.5	0.3	0
Working plane	0.2	0.2	0.2	0.2	0.2	0.2	0.2	0.2	0.2	0
ROOM INDEX	UTILIZATION FACTORS(PERCENT) $k(RI) \times RCR = 5$									
k = 0.60	41	29	23	39	28	22	35	26	20	13
0.80	50	37	30	47	36	28	42	32	26	17
1.00	57	44	36	54	42	35	47	39	32	20
1.25	64	51	43	60	48	41	52	43	37	23
1.50	69	57	48	64	53	46	56	47	41	26
2.00	76	65	57	71	61	54	61	53	47	30
2.50	81	71	63	75	66	59	64	57	52	32
3.00	85	75	68	78	70	64	67	61	56	34
4.00	89	81	75	83	76	70	70	65	61	37
5.00	93	86	80	86	79	74	73	68	64	39
ROOM INDEX	UF(total)									Direct
According to DIN EN 13032-2 2004			Suspended				SHRNOM = 1.25			

C Range: 0 - 360DEG  
 C Interval: 15.0DEG  
 Test Speed: HIGH  
 Temperature: 25.3DEG  
 Operators: Alan Wang  
 Test Date: 17 October 2023

$\gamma$  Range: 0 - 180DEG  
 $\gamma$  Interval: 1.0DEG  
 Test System: EVERFINE GO-R5000\_V2 SYSTEM V2.00.416  
 Humidity: 43.6%  
 Test Distance: 2.500m [K=1.0393]  
 Remarks:

ISOCANDELA DIAGRAM

Test:U:120.0V I:0.3441A P:40.35W PF:0.9773 Freq:60.00Hz Lamp Flux:2338.21x1 lm		
NAME:	TYPE:LED	WEIGHT:
SPEC.:ASD-LWS27C-72D40CCBK_5000K	DIM.:	SERIAL No.:
MFR.: ASD Lighting Corp	SUR.:	Shielding Angle:



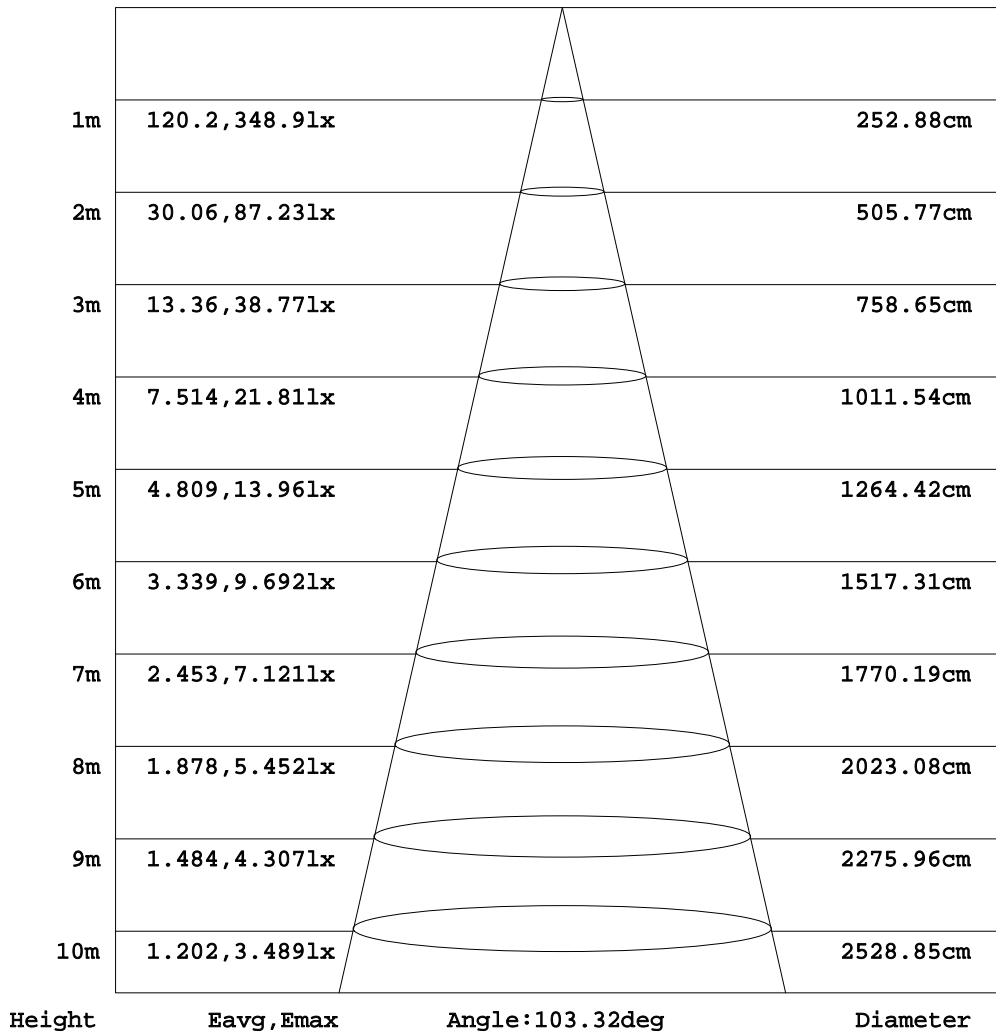
C Range: 0 - 360DEG  
 C Interval: 15.0DEG  
 Test Speed: HIGH  
 Temperature: 25.3DEG  
 Operators: Alan Wang  
 Test Date: 17 October 2023

γ Range: 0 - 180DEG  
 γ Interval: 1.0DEG  
 Test System: EVERFINE GO-R5000\_V2 SYSTEM V2.00.416  
 Humidity: 43.6%  
 Test Distance: 2.500m [K=1.0393]  
 Remarks:

AAI Figure

Test:U:120.0V I:0.3441A P:40.35W PF:0.9773 Freq:60.00Hz Lamp Flux:2338.21x1 lm		
NAME:	TYPE:LED	WEIGHT:
SPEC.:ASD-LWS27C-72D40CCBK_5000K	DIM.:	SERIAL No.:
MFR.: ASD Lighting Corp	SUR.:	Shielding Angle:

Flux out:618.7 lm



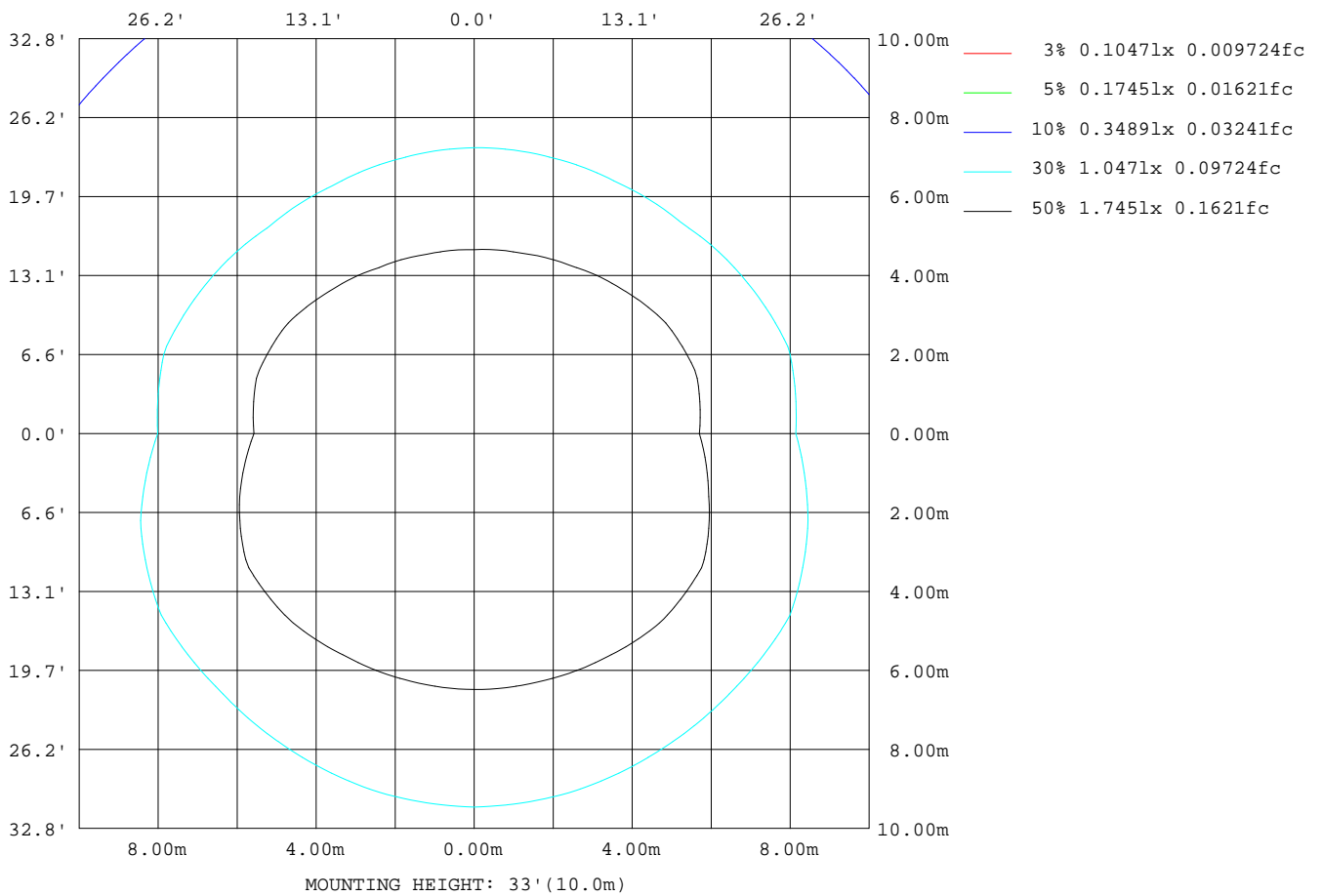
Note:The Curves indicate the illuminated area and the average illumination when the luminaire is at different distance.

C Range: 0 - 360DEG  
 C Interval: 15.0DEG  
 Test Speed: HIGH  
 Temperature: 25.3DEG  
 Operators: Alan Wang  
 Test Date: 17 October 2023

γ Range: 0 - 180DEG  
 γ Interval: 1.0DEG  
 Test System: EVERFINE GO-R5000\_V2 SYSTEM V2.00.416  
 Humidity: 43.6%  
 Test Distance: 2.500m [K=1.0393]  
 Remarks:

ISOLUX DIAGRAM

Test:U:120.0V I:0.3441A P:40.35W PF:0.9773 Freq:60.00Hz Lamp Flux:2338.21x1 lm		
NAME:	TYPE:LED	WEIGHT:
SPEC.:ASD-LWS27C-72D40CCBK_5000K	DIM.:	SERIAL No.:
MFR.: ASD Lighting Corp	SUR.:	Shielding Angle:



C Range: 0 - 360DEG  
 C Interval: 15.0DEG  
 Test Speed: HIGH  
 Temperature: 25.3DEG  
 Operators: Alan Wang  
 Test Date: 17 October 2023

γ Range: 0 - 180DEG  
 γ Interval: 1.0DEG  
 Test System: EVERFINE GO-R5000\_V2 SYSTEM V2.00.416  
 Humidity: 43.6%  
 Test Distance: 2.500m [K=1.0393]  
 Remarks:

## LED Avg.L Report

Test:U:120.0V I:0.3441A P:40.35W PF:0.9773 Freq:60.00Hz Lamp Flux:2338.21x1 lm		
NAME:	TYPE:LED	WEIGHT:
SPEC.:ASD-LWS27C-72D40CCBK_5000K	DIM.:	SERIAL No.:
MFR.: ASD Lighting Corp	SUR.:	Shielding Angle:

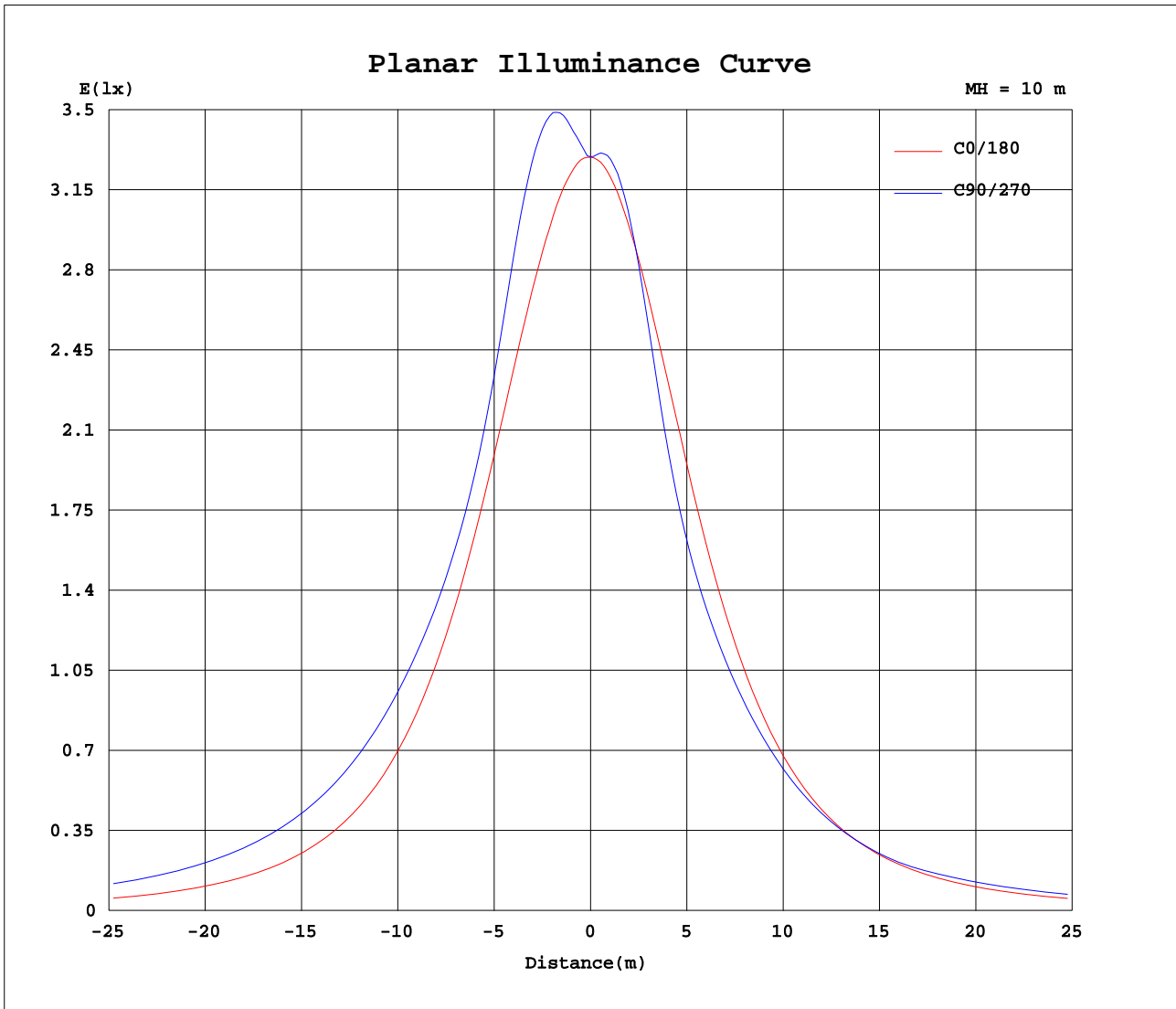
AvgL	cd/m2
L_0~180(65)av	958
L_0~180(75)av	1133
L_0~180(85)av	2268
L_90~270(65)av	1573
L_90~270(75)av	2362
L_90~270(85)av	6489
L_45(65)av	1439
L_45(75)av	2182
L_45(85)av	6009

Standard: GB/T 29293-2012

C Range: 0 - 360DEG  
C Interval: 15.0DEG  
Test Speed: HIGH  
Temperature: 25.3DEG  
Operators: Alan Wang  
Test Date: 17 October 2023

$\gamma$  Range: 0 - 180DEG  
 $\gamma$  Interval: 1.0DEG  
Test System: EVERFINE GO-R5000\_V2 SYSTEM V2.00.416  
Humidity: 43.6%  
Test Distance: 2.500m [K=1.0393]  
Remarks:

Planar Illuminance Curve



C Range: 0 - 360DEG  
 C Interval: 15.0DEG  
 Test Speed: HIGH  
 Temperature: 25.3DEG  
 Operators: Alan Wang  
 Test Date: 17 October 2023

$\gamma$  Range: 0 - 180DEG  
 $\gamma$  Interval: 1.0DEG  
 Test System: EVERFINE GO-R5000\_V2 SYSTEM V2.00.416  
 Humidity: 43.6%  
 Test Distance: 2.500m [K=1.0393]  
 Remarks:

LUMINOUS DISTRIBUTION INTENSITY DATA

Test:U:120.0V I:0.3441A P:40.35W PF:0.9773 Freq:60.00Hz Lamp Flux:2338.21x1 lm		
NAME:	TYPE:LED	WEIGHT:
SPEC.:ASD-LWS27C-72D40CCBK_5000K	DIM.:	SERIAL No.:
MFR.: ASD Lighting Corp	SUR.:	Shielding Angle:

Table--1

UNIT: cd

C(DEG) γ (DEG)	0	15	30	45	60	75	90	105	120	135	150	165	180	195	210	225	240	255	270
0	329	329	329	329	329	329	329	329	329	329	329	329	329	329	329	329	329	329	329
5	328	329	333	337	341	344	344	344	342	338	333	328	327	328	330	331	333	333	334
10	322	327	338	349	358	363	365	364	358	349	337	327	320	323	326	328	327	327	327
15	313	322	340	357	367	373	374	373	367	356	340	321	310	314	316	314	309	304	303
20	301	315	339	356	364	366	365	365	363	354	338	313	295	302	301	291	278	269	266
25	284	302	331	346	345	340	337	338	342	343	330	302	279	285	279	261	244	236	234
30	265	288	317	325	316	310	307	308	313	321	315	287	258	264	253	231	218	213	213
35	243	270	299	299	291	289	289	288	288	294	296	270	236	242	226	207	199	198	199
40	221	250	276	275	274	277	278	276	272	270	273	250	214	219	201	188	185	186	187
45	197	229	253	256	262	268	270	268	261	253	250	230	191	196	180	173	173	174	175
50	174	208	232	242	253	259	262	259	252	240	229	209	169	174	162	160	161	162	162
55	152	188	214	230	244	250	252	249	243	229	212	190	148	154	147	148	149	149	149
60	132	169	198	220	234	240	241	239	234	220	198	172	129	137	134	136	137	138	141
65	114	153	185	211	225	229	230	229	225	211	186	157	111	122	121	125	132	137	139
70	97.1	138	174	201	215	219	220	219	216	203	176	143	95.1	108	110	121	130	133	134
75	82.1	125	163	192	206	210	210	209	207	194	166	131	80.6	95.7	102	120	126	128	129
80	68.1	113	154	184	198	201	202	201	199	186	157	119	67.1	84.1	101	116	122	124	124
85	55.1	102	145	176	191	194	195	194	192	179	149	108	54.6	77.9	97.7	113	119	119	119
90	48.8	97.5	142	175	190	193	194	193	191	178	147	106	49.3	75.7	96.2	112	118	119	119
95	54.2	102	147	180	196	200	201	200	197	184	153	110	54.6	71.9	92.4	108	114	116	116
100	66.2	113	157	191	207	211	213	212	209	195	163	121	66.2	76.5	92.4	109	115	117	117
105	79.1	124	167	201	218	224	225	224	220	205	173	131	78.6	86.3	91.8	109	117	120	120
110	93.2	135	176	210	229	236	238	237	232	216	183	140	91.8	97.1	99.0	109	118	122	124
115	109	148	185	219	240	248	250	249	243	225	192	148	106	109	109	111	118	124	126
120	126	162	195	227	249	258	262	260	252	233	201	158	123	121	121	122	122	123	125
125	144	178	206	234	257	267	272	269	261	240	211	170	141	136	132	132	133	133	132
130	164	195	219	241	262	274	279	276	267	247	222	192	161	144	146	142	144	144	144
135	185	212	236	249	267	279	284	281	271	254	235	213	182	159	163	154	155	155	156
140	207	230	255	259	271	282	286	284	275	263	251	231	204	191	183	167	165	166	167
145	227	247	275	276	278	284	288	286	281	279	264	248	225	211	200	185	178	178	178
150	242	262	292	297	293	292	294	294	294	299	276	264	241	224	217	209	196	192	191
155	240	276	304	317	315	312	311	312	316	317	291	269	238	213	244	226	220	214	211
160	227	288	311	328	334	334	334	334	335	324	289	250	228	232	222	233	239	244	241
165	207	251	313	329	339	344	345	344	338	292	250	226	213	214	201	207	216	257	272
170	186	198	297	311	329	335	336	335	300	237	231	217	194	194	194	198	195	184	242
175	211	207	235	250	291	314	314	283	199	229	226	220	220	219	218	208	210	196	129
180	239	237	224	216	224	144	68.4	81.2	198	217	229	235	238	237	235	226	216	213	182

C Range: 0 - 360DEG  
 C Interval: 15.0DEG  
 Test Speed: HIGH  
 Temperature: 25.3DEG  
 Operators: Alan Wang  
 Test Date: 17 October 2023

γ Range: 0 - 180DEG  
 γ Interval: 1.0DEG  
 Test System: EVERFINE GO-R5000\_V2 SYSTEM V2.00.416  
 Humidity: 43.6%  
 Test Distance: 2.500m [K=1.0393]  
 Remarks:

LUMINOUS DISTRIBUTION INTENSITY DATA

Test:U:120.0V I:0.3441A P:40.35W PF:0.9773 Freq:60.00Hz Lamp Flux:2338.21x1 lm		
NAME:	TYPE:LED	WEIGHT:
SPEC.:ASD-LWS27C-72D40CCBK_5000K	DIM.:	SERIAL No.:
MFR.: ASD Lighting Corp	SUR.:	Shielding Angle:

Table--2

UNIT: cd

C( DEG) γ (DEG)	285	300	315	330	345														
0	329	329	329	329	329														
5	333	333	332	330	328														
10	327	329	330	329	325														
15	305	312	318	320	318														
20	270	282	296	306	307														
25	237	248	266	285	292														
30	215	221	236	259	271														
35	200	202	212	232	249														
40	188	189	193	207	226														
45	176	177	178	186	203														
50	163	164	165	168	180														
55	150	151	152	152	159														
60	139	139	140	138	141														
65	138	134	128	125	124														
70	134	131	124	113	109														
75	129	127	121	105	94.7														
80	123	122	117	102	81.7														
85	118	117	113	97.7	75.1														
90	118	117	113	97.0	72.3														
95	115	114	108	91.8	66.8														
100	116	114	107	90.2	68.9														
105	118	115	108	90.0	79.5														
110	122	118	108	95.3	90.4														
115	124	118	109	106	102														
120	123	121	120	117	116														
125	132	132	131	129	132														
130	144	143	143	143	142														
135	155	155	155	158	160														
140	167	167	168	178	182														
145	178	180	185	197	210														
150	193	197	207	216	228														
155	213	221	230	238	233														
160	243	250	254	265	215														
165	271	274	282	272	189														
170	296	298	262	215	190														
175	119	168	187	199	193														
180	121	198	190	216	226														

C Range: 0 - 360DEG  
 C Interval: 15.0DEG  
 Test Speed: HIGH  
 Temperature: 25.3DEG  
 Operators: Alan Wang  
 Test Date: 17 October 2023

γ Range: 0 - 180DEG  
 γ Interval: 1.0DEG  
 Test System: EVERFINE GO-R5000\_V2 SYSTEM V2.00.416  
 Humidity: 43.6%  
 Test Distance: 2.500m [K=1.0393]  
 Remarks: