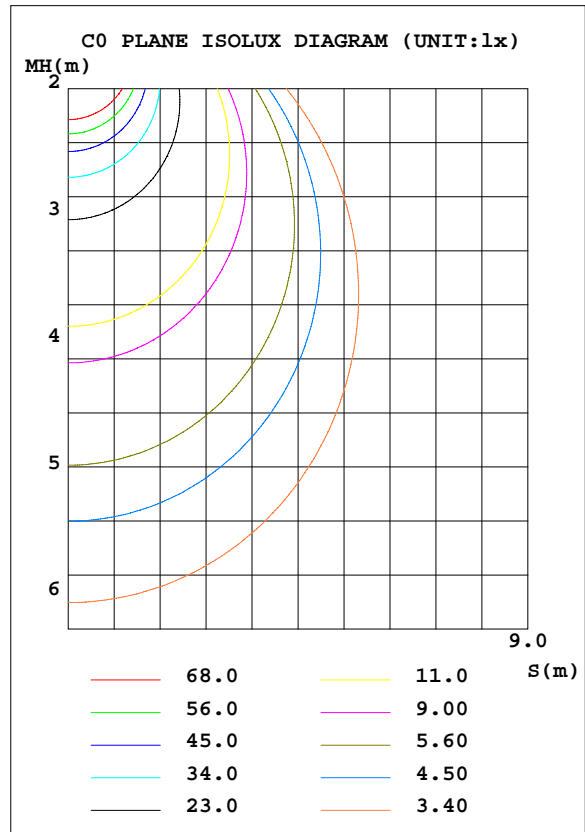
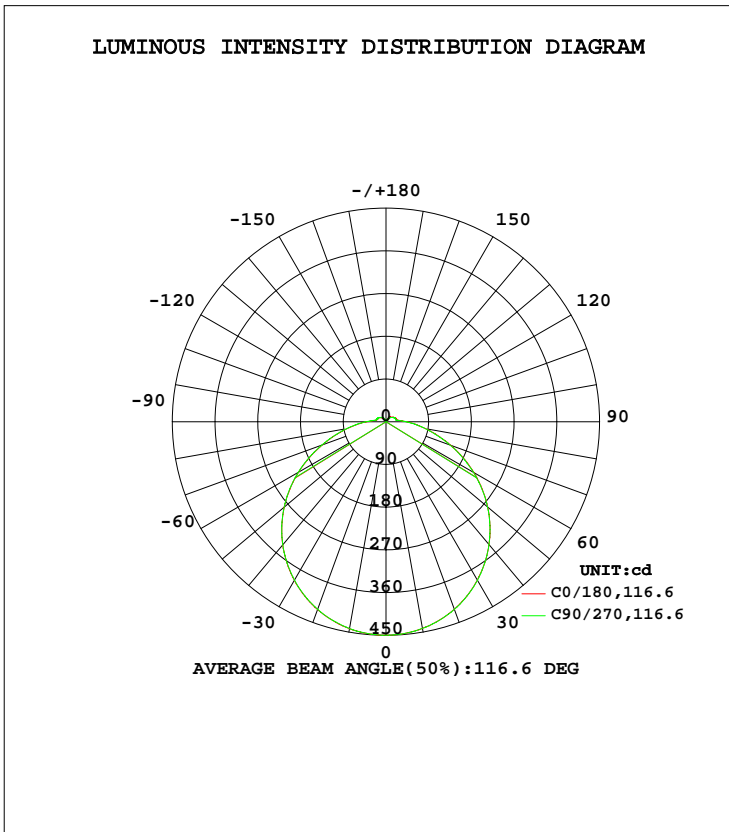


LUMINAIRE PHOTOMETRIC TEST REPORT

Test:U:119.9V I:0.1786A P:21.06W PF:0.9836 Lamp Flux:1509.45x1 lm		
NAME: ASD-LFMDR-14D2130-XX	TYPE:N/A	WEIGHT:N/A
SPEC.:N/A	DIM.: N/A	SERIAL No.:N/A
MFR.: ASD Lighting corp	SUR.:N/A	Shielding Angle:N/A

DATA OF LAMP		PHOTOMETRIC DATA Eff: 71.67 lm/W			
MODEL	ASD-LFMDR-14D2130-XX	Imax(cd)	449.9	S/MH(C0/180)	1.27
NOMINAL POWER(W)	21	LOR(%)	100.0	S/MH(C90/270)	1.27
RATED VOLTAGE(V)	120	TOTAL FLUX(lm)	1509.5	η UP, DN(C0-180)	3.6,46.4
NOMINAL FLUX(lm)	1509.45	CIE CLASS	DIRECT	η UP, DN(C180-360)	3.6,46.4
LAMPS INSIDE	1	η up(%)	7.1	CIBSE SHR NOM	1.25
TEST VOLTAGE(V)	120	η down(%)	92.9	CIBSE SHR MAX	1.35



C Range: 0 - 360DEG
 C Interval: 22.5DEG
 Test Speed: 10.0deg/s
 Temperature:25.2DEG
 Operators:Hill
 Test Date:2019-03-21

γ Range: 0 - 180DEG
 γ Interval: 1.0DEG
 Test System:EVERFINE GO-R5000_V2 SYSTEM V2.0.351
 Humidity:42%
 Test Distance:2.445m [K=1.0000]
 Remarks:

ZONAL FLUX DIAGRAM

ZONAL FLUX DIAGRAM:

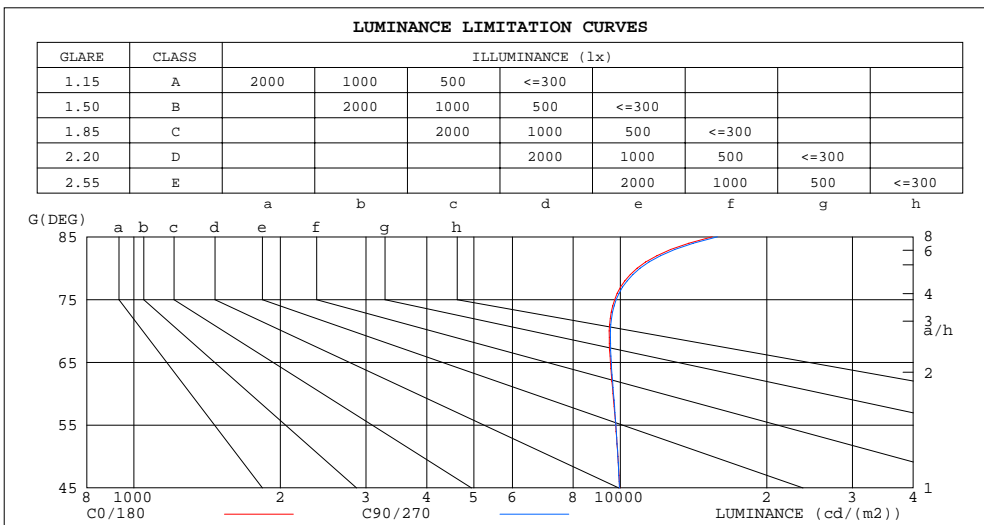
γ	C0	C45	C90	C135	C180	C225	C270	C315	γ	Φ zone	Φ total	lum, lamp
10	442.8	442.3	442.2	441.8	442.2	441.9	442.1	442.6	0- 10	42.57	42.57	2.82,2.82
20	421.3	421.1	420.6	419.9	420.6	419.8	420.7	421.6	10- 20	122.3	164.9	10.9,10.9
30	385.8	385.9	385.4	384.5	385.1	384.3	385.4	386.4	20- 30	186.5	351.4	23.3,23.3
40	338.5	338.6	338.3	337.3	337.3	336.6	337.4	338.9	30- 40	227.2	578.6	38.3,38.3
50	280.1	280.5	280.2	279.5	279.8	278.5	279.4	280.8	40- 50	239.2	817.8	54.2,54.2
60	212.8	213.5	213.5	213.1	213.7	212.0	212.7	214.0	50- 60	221.0	1039	68.8,68.8
70	142.9	143.6	143.9	144.2	145.2	143.2	144.0	144.7	60- 70	176.6	1215	80.5,80.5
80	82.85	83.15	84.08	84.91	85.11	83.53	84.38	84.72	70- 80	119.0	1334	88.4,88.4
90	40.48	41.00	42.08	43.05	43.50	42.33	42.77	42.44	80- 90	67.19	1402	92.9,92.9
100	21.08	21.07	22.03	23.16	23.17	22.24	22.15	21.88	90-100	33.04	1435	95,95
110	19.28	19.01	19.79	21.33	21.60	20.32	20.69	20.19	100-110	21.91	1457	96.5,96.5
120	17.17	17.57	17.93	19.04	18.92	17.88	17.94	17.63	110-120	19.25	1476	97.8,97.8
130	13.58	15.91	14.56	15.51	15.68	16.06	14.32	13.94	120-130	14.70	1490	98.7,98.7
140	10.90	10.60	12.00	11.72	13.25	10.20	11.41	9.277	130-140	10.08	1501	99.4,99.4
150	6.398	6.493	7.850	9.166	7.005	5.911	5.643	5.645	140-150	5.596	1506	99.8,99.8
160	3.554	3.834	3.975	3.998	3.085	2.964	3.165	2.903	150-160	2.319	1508	99.9,99.9
170	1.756	2.508	1.912	2.627	2.936	1.820	1.892	2.115	160-170	0.8181	1509	100,100
180	0.5549	0.5546	0.5561	0.5222	0.5624	0.5599	0.5578	0.5574	170-180	0.1686	1509	100,100
DEG	LUMINOUS INTENSITY:cd Less than 25% Percent = 10.3 %								UNIT:lm			

C Range: 0 - 360DEG
 C Interval: 22.5DEG
 Test Speed: 10.0deg/s
 Temperature:25.2DEG
 Operators:Hill
 Test Date:2019-03-21

γ Range: 0 - 180DEG
 γ Interval: 1.0DEG
 Test System:EVERFINE GO-R5000_V2 SYSTEM V2.0.351
 Humidity:42%
 Test Distance:2.445m [K=1.0000]
 Remarks:

LUMINANCE LIMITATION CURVES

Test:U:119.9V I:0.1786A P:21.06W PF:0.9836 Lamp Flux:1509.45x1 lm		
NAME: ASD-LFMDR-14D2130-XX	TYPE:N/A	WEIGHT:N/A
SPEC.:N/A	DIM.: N/A	SERIAL No.:N/A
MFR.: ASD Lighting corp	SUR.:N/A	Shielding Angle:N/A



LUMINANCE cd/(m2)		
G (DEG)	C0/180	C90/270
85	15455	15830
80	10830	10977
75	9736	9806
70	9486	9540
65	9539	9583
60	9661	9681
55	9784	9793
50	9891	9884
45	9970	9955

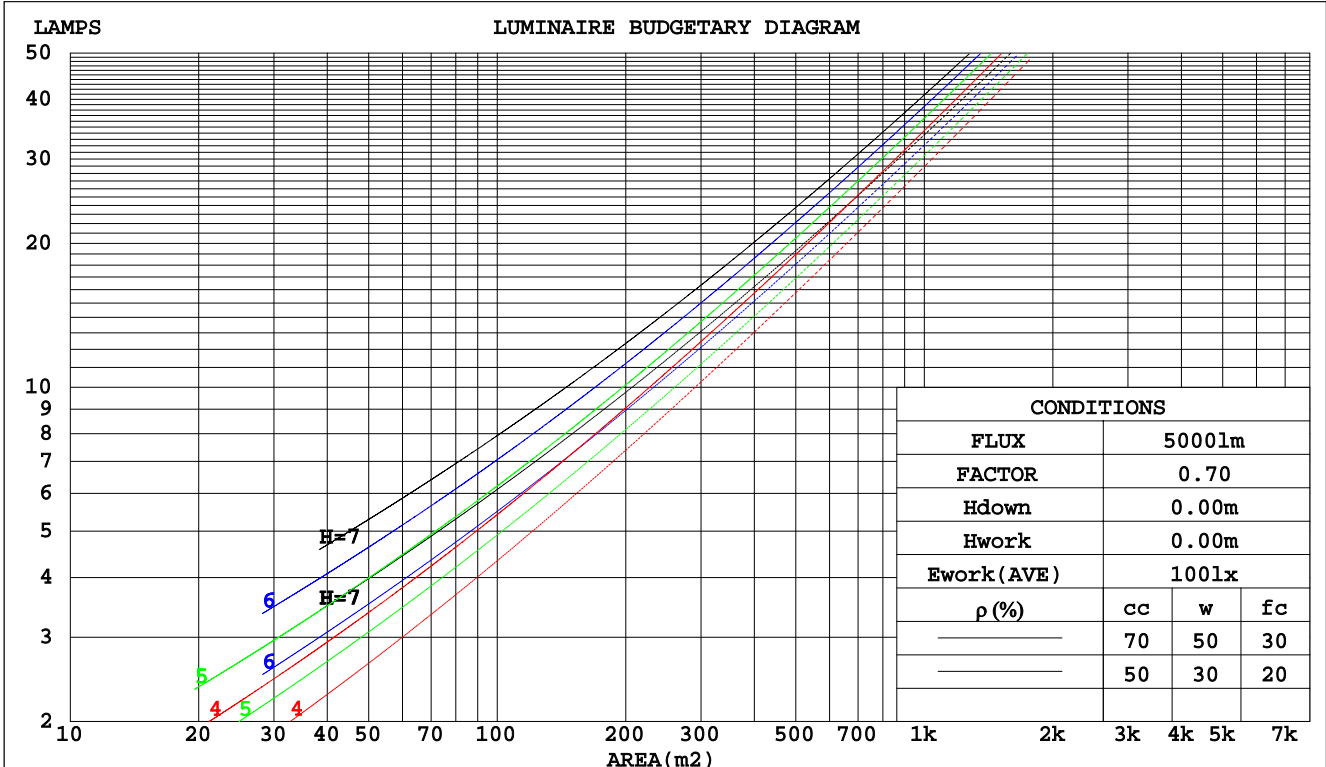
C Range: 0 - 360DEG
 C Interval: 22.5DEG
 Test Speed: 10.0deg/s
 Temperature:25.2DEG
 Operators:Hill
 Test Date:2019-03-21

γ Range: 0 - 180DEG
 γ Interval: 1.0DEG
 Test System:EVERFINE GO-R5000_V2 SYSTEM V2.0.351
 Humidity:42%
 Test Distance:2.445m [K=1.0000]
 Remarks:

CU AND LUMINAIRE BUDGETARY ESTIMATE DIAGRAM

Test:U:119.9V I:0.1786A P:21.06W PF:0.9836 Lamp Flux:1509.45x1 lm		
NAME: ASD-LFMDR-14D2130-XX	TYPE:N/A	WEIGHT:N/A
SPEC.:N/A	DIM.: N/A	SERIAL No.:N/A
MFR.: ASD Lighting corp	SUR.:N/A	Shielding Angle:N/A

pcc	80%			70%			50%			30%			10%			0
	50%	30%	10%	50%	30%	10%	50%	30%	10%	50%	30%	10%	50%	30%	10%	0
pw																0
pfc	20%			20%			20%			20%			20%			0
RCR	RCR:Room Cavity Ratio Coefficients of Utilization(CU)															
0.0	1.17	1.17	1.17	1.14	1.14	1.14	1.07	1.07	1.07	1.01	1.01	1.01	.95	.95	.95	.93
1.0	1.00	.96	.91	.97	.93	.89	.92	.88	.85	.87	.84	.81	.82	.80	.78	.75
2.0	.87	.80	.74	.84	.78	.72	.80	.74	.69	.75	.71	.67	.71	.67	.64	.61
3.0	.76	.67	.61	.74	.66	.60	.70	.63	.58	.66	.60	.56	.63	.58	.54	.51
4.0	.67	.58	.51	.65	.57	.50	.62	.55	.49	.59	.52	.47	.56	.50	.46	.43
5.0	.60	.51	.44	.58	.50	.43	.55	.48	.42	.52	.46	.41	.50	.44	.40	.37
6.0	.54	.45	.38	.52	.44	.38	.50	.42	.37	.47	.41	.36	.45	.39	.35	.33
7.0	.49	.40	.33	.47	.39	.33	.45	.38	.32	.43	.37	.32	.41	.35	.31	.29
8.0	.44	.36	.30	.43	.35	.29	.41	.34	.29	.40	.33	.28	.38	.32	.28	.26
9.0	.41	.32	.27	.40	.32	.26	.38	.31	.26	.36	.30	.25	.35	.29	.25	.23
10.0	.37	.29	.24	.37	.29	.24	.35	.28	.23	.34	.27	.23	.32	.27	.23	.21



C Range: 0 - 360DEG
 C Interval: 22.5DEG
 Test Speed: 10.0deg/s
 Temperature:25.2DEG
 Operators:Hill
 Test Date:2019-03-21

γ Range: 0 - 180DEG
 γ Interval: 1.0DEG
 Test System:EVERFINE GO-R5000_V2 SYSTEM V2.0.351
 Humidity:42%
 Test Distance:2.445m [K=1.0000]
 Remarks:

WEC AND CCEC

Test:U:119.9V I:0.1786A P:21.06W PF:0.9836 Lamp Flux:1509.45x1 lm		
NAME: ASD-LFMDR-14D2130-XX	TYPE:N/A	WEIGHT:N/A
SPEC.:N/A	DIM.: N/A	SERIAL No.:N/A
MFR.: ASD Lighting corp	SUR.:N/A	Shielding Angle:N/A

ρcc	80%			70%			50%			30%			10%			0
ρw	50%	30%	10%	50%	30%	10%	50%	30%	10%	50%	30%	10%	50%	30%	10%	0
ρfc	20%			20%			20%			20%			20%			0
RCR	RCR:Room Cavity Ratio						Wall Exitance Coefficients(WEC)									
0.0																
1.0	.342	.195	.062	.333	.190	.060	.315	.181	.058	.299	.173	.055	.284	.165	.053	
2.0	.309	.169	.052	.301	.166	.051	.285	.159	.049	.271	.152	.048	.257	.146	.046	
3.0	.281	.149	.045	.273	.146	.044	.259	.140	.043	.246	.135	.041	.234	.130	.040	
4.0	.256	.133	.039	.250	.131	.039	.237	.126	.038	.225	.121	.037	.215	.117	.036	
5.0	.235	.120	.035	.229	.118	.034	.218	.113	.033	.207	.109	.033	.198	.106	.032	
6.0	.217	.109	.031	.212	.107	.031	.201	.103	.030	.192	.100	.029	.183	.096	.029	
7.0	.201	.099	.028	.196	.098	.028	.187	.095	.027	.178	.091	.027	.170	.089	.026	
8.0	.187	.092	.026	.183	.090	.025	.175	.087	.025	.167	.084	.024	.159	.082	.024	
9.0	.175	.085	.024	.171	.083	.023	.164	.081	.023	.156	.078	.022	.150	.076	.022	
10.0	.164	.079	.022	.161	.078	.022	.154	.075	.021	.147	.073	.021	.141	.071	.020	

ρcc	80%			70%			50%			30%			10%			0
ρw	50%	30%	10%	50%	30%	10%	50%	30%	10%	50%	30%	10%	50%	30%	10%	0
ρfc	20%			20%			20%			20%			20%			0
RCR	RCR:Room Cavity Ratio						Ceiling Cavity Exitance Coefficients(CCEC)									
0.0	.245	.245	.245	.209	.209	.209	.143	.143	.143	.082	.082	.082	.026	.026	.026	
1.0	.237	.211	.187	.203	.181	.161	.139	.124	.111	.080	.072	.065	.026	.023	.021	
2.0	.230	.187	.151	.197	.161	.131	.135	.111	.091	.078	.065	.053	.025	.021	.017	
3.0	.222	.170	.128	.190	.147	.111	.131	.102	.078	.076	.059	.046	.024	.019	.015	
4.0	.214	.157	.113	.184	.136	.098	.127	.095	.069	.073	.055	.041	.024	.018	.013	
5.0	.207	.147	.102	.178	.127	.089	.122	.089	.063	.071	.052	.037	.023	.017	.012	
6.0	.200	.139	.095	.172	.120	.083	.118	.084	.058	.069	.049	.035	.022	.016	.011	
7.0	.193	.132	.089	.166	.114	.078	.114	.080	.055	.067	.047	.033	.021	.015	.011	
8.0	.186	.126	.085	.160	.109	.074	.111	.077	.053	.064	.045	.031	.021	.015	.010	
9.0	.180	.121	.082	.155	.105	.071	.107	.074	.051	.063	.044	.030	.020	.014	.010	
10.0	.174	.117	.079	.150	.102	.069	.104	.071	.049	.061	.042	.029	.020	.014	.010	

C Range: 0 - 360DEG
 C Interval: 22.5DEG
 Test Speed: 10.0deg/s
 Temperature:25.2DEG
 Operators:Hill
 Test Date:2019-03-21

γ Range: 0 - 180DEG
 γ Interval: 1.0DEG
 Test System:EVERFINE GO-R5000_V2 SYSTEM V2.0.351
 Humidity:42%
 Test Distance:2.445m [K=1.0000]
 Remarks:

UGR(Unified Glare Rating) Table

Test:U:119.9V I:0.1786A P:21.06W PF:0.9836 Lamp Flux:1509.45x1 lm										
NAME: ASD-LFMDR-14D2130-XX					TYPE:N/A			WEIGHT:N/A		
SPEC.:N/A					DIM.: N/A			SERIAL No.:N/A		
MFR.: ASD Lighting corp					SUR.:N/A			Shielding Angle:N/A		
ceiling/cavity	0.7	0.7	0.5	0.5	0.3	0.7	0.7	0.5	0.5	0.3
walls	0.5	0.3	0.5	0.3	0.3	0.5	0.3	0.5	0.3	0.3
working plane	0.2	0.2	0.2	0.2	0.2	0.2	0.2	0.2	0.2	0.2
Room dimensions	Viewed crosswise					Viewed endwise				
x = 2H y = 2H	20.3	21.8	20.7	22.1	22.5	20.4	21.8	20.7	22.1	22.5
3H	22.0	23.4	22.4	23.7	24.1	22.1	23.4	22.5	23.8	24.1
4H	22.8	24.1	23.2	24.5	24.9	22.8	24.1	23.3	24.5	24.9
6H	23.6	24.8	24.0	25.2	25.6	23.6	24.8	24.0	25.2	25.6
8H	23.9	25.1	24.4	25.5	26.0	24.0	25.1	24.4	25.6	26.0
12H	24.3	25.5	24.8	25.9	26.3	24.4	25.5	24.8	25.9	26.4
4H 2H	21.0	22.3	21.4	22.6	23.0	21.0	22.3	21.4	22.6	23.0
3H	22.9	24.0	23.3	24.4	24.9	22.9	24.0	23.3	24.4	24.9
4H	23.8	24.8	24.3	25.3	25.8	23.8	24.8	24.3	25.3	25.8
6H	24.7	25.6	25.2	26.1	26.6	24.7	25.7	25.3	26.1	26.7
8H	25.2	26.0	25.7	26.5	27.1	25.2	26.1	25.7	26.6	27.1
12H	25.7	26.5	26.2	27.0	27.5	25.7	26.5	26.3	27.0	27.6
8H 4H	24.2	25.0	24.7	25.5	26.1	24.2	25.0	24.7	25.5	26.1
6H	25.3	26.0	25.9	26.5	27.1	25.3	26.0	25.9	26.6	27.2
8H	25.9	26.6	26.5	27.1	27.7	26.0	26.6	26.5	27.1	27.7
12H	26.6	27.2	27.2	27.7	28.4	26.7	27.2	27.2	27.8	28.4
12H 4H	24.2	25.0	24.7	25.5	26.1	24.2	25.0	24.8	25.5	26.1
6H	25.4	26.1	26.0	26.6	27.2	25.5	26.1	26.0	26.7	27.3
8H	26.1	26.7	26.7	27.3	27.9	26.2	26.7	26.8	27.3	27.9
Variations with the observer position at spacings:										
S = 1.0H	+ 0.1 / - 0.2					+ 0.1 / - 0.2				
1.5H	+ 0.2 / - 0.3					+ 0.2 / - 0.3				
2.0H	+ 0.1 / - 0.3					+ 0.1 / - 0.3				

CIE Pub.117 Corrected 1509 lm Total Lamp Luminous Flux.(8log(F/F0) = 1.4)

C Range: 0 - 360DEG
 C Interval: 22.5DEG
 Test Speed: 10.0deg/s
 Temperature:25.2DEG
 Operators:Hill
 Test Date:2019-03-21

γ Range: 0 - 180DEG
 γ Interval: 1.0DEG
 Test System:EVERFINE GO-R5000_V2 SYSTEM V2.0.351
 Humidity:42%
 Test Distance:2.445m [K=1.0000]
 Remarks:

UTILIZATION FACTORS TABLE

Test:U:119.9V I:0.1786A P:21.06W PF:0.9836 Lamp Flux:1509.45x1 lm		
NAME: ASD-LFMDR-14D2130-XX	TYPE:N/A	WEIGHT:N/A
SPEC.:N/A	DIM.: N/A	SERIAL No.:N/A
MFR.: ASD Lighting corp	SUR.:N/A	Shielding Angle:N/A

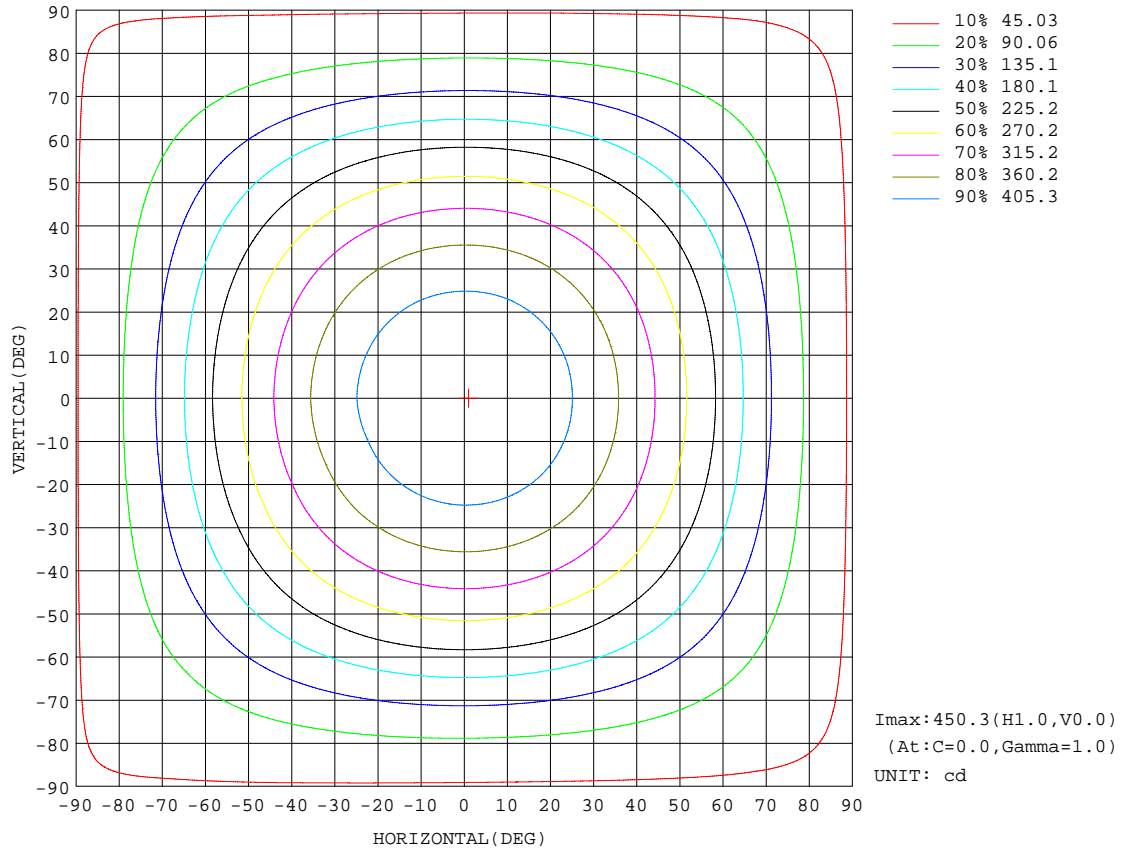
REFLECTANCE										
Ceiling	0.8	0.8	0.8	0.7	0.7	0.7	0.5	0.5	0.5	0
Walls	0.7	0.5	0.3	0.7	0.5	0.3	0.7	0.5	0.3	0
Working plane	0.2	0.2	0.2	0.2	0.2	0.2	0.2	0.2	0.2	0
ROOM INDEX	UTILIZATION FACTORS(PERCENT) $k(RI) \times RCR = 5$									
k = 0.60	54	42	35	53	41	34	51	41	34	28
0.80	63	51	44	62	51	43	60	50	43	35
1.00	72	60	52	70	59	52	67	60	51	43
1.25	79	67	59	77	66	59	73	64	58	49
1.50	84	73	65	81	72	64	78	69	63	54
2.00	91	81	74	88	79	73	84	77	71	61
2.50	95	86	79	92	84	78	87	81	75	65
3.00	98	90	84	95	88	83	90	85	80	69
4.00	102	96	90	99	94	89	94	89	85	74
5.00	105	99	95	102	97	93	96	92	89	77
ROOM INDEX	UF(total)									Direct
According to DIN EN 13032-2 2004			Suspended				SHRNOM = 1.25			

C Range: 0 - 360DEG
 C Interval: 22.5DEG
 Test Speed: 10.0deg/s
 Temperature:25.2DEG
 Operators:Hill
 Test Date:2019-03-21

γ Range: 0 - 180DEG
 γ Interval: 1.0DEG
 Test System:EVERFINE GO-R5000_V2 SYSTEM V2.0.351
 Humidity:42%
 Test Distance:2.445m [K=1.0000]
 Remarks:

ISOCANDELA DIAGRAM

Test:U:119.9V I:0.1786A P:21.06W PF:0.9836 Lamp Flux:1509.45x1 lm		
NAME: ASD-LFMDR-14D2130-XX	TYPE:N/A	WEIGHT:N/A
SPEC.:N/A	DIM.: N/A	SERIAL No.:N/A
MFR.: ASD Lighting corp	SUR.:N/A	Shielding Angle:N/A



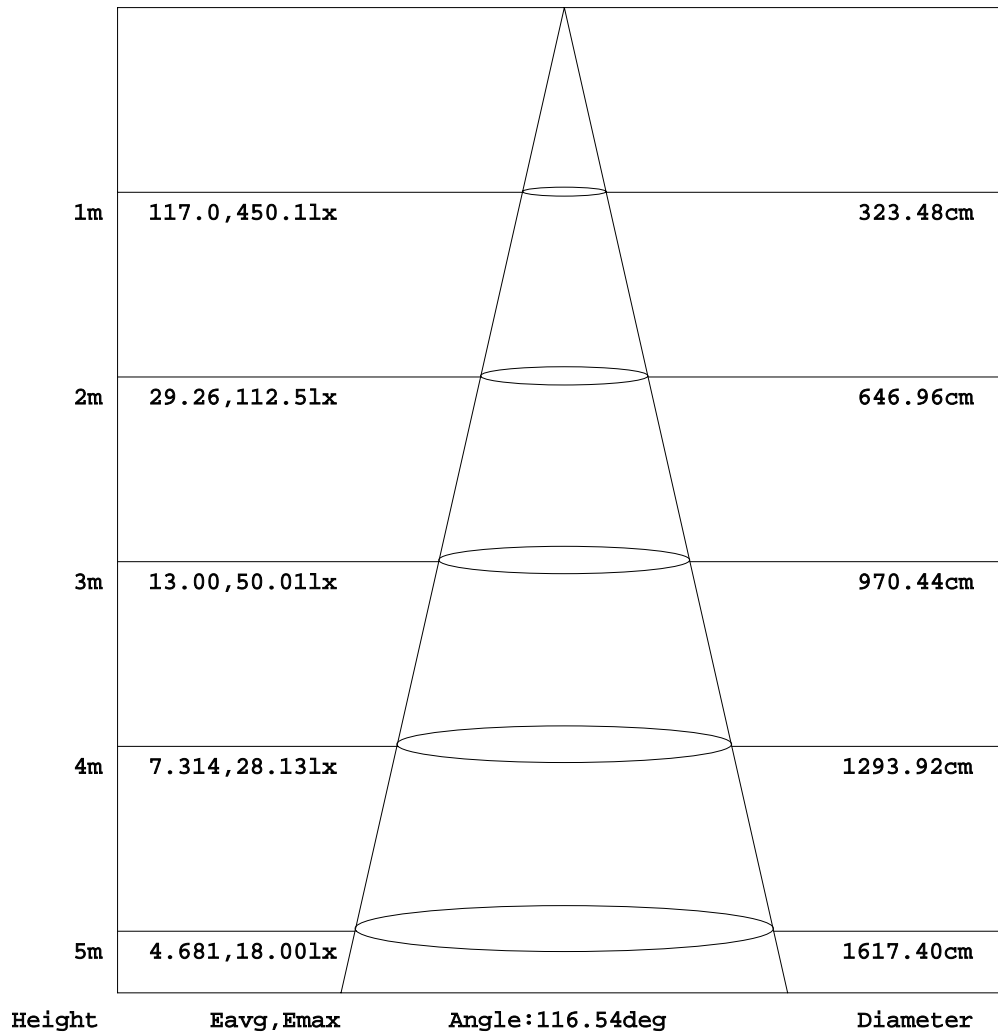
C Range: 0 - 360DEG
 C Interval: 22.5DEG
 Test Speed: 10.0deg/s
 Temperature: 25.2DEG
 Operators: Hill
 Test Date: 2019-03-21

γ Range: 0 - 180DEG
 γ Interval: 1.0DEG
 Test System: EVERFINE GO-R5000_V2 SYSTEM V2.0.351
 Humidity: 42%
 Test Distance: 2.445m [K=1.0000]
 Remarks:

AAI Figure

Test:U:119.9V I:0.1786A P:21.06W PF:0.9836 Lamp Flux:1509.45x1 lm		
NAME: ASD-LFMDR-14D2130-XX	TYPE:N/A	WEIGHT:N/A
SPEC.:N/A	DIM.: N/A	SERIAL No.:N/A
MFR.: ASD Lighting corp	SUR.:N/A	Shielding Angle:N/A

Flux out:1018 lm



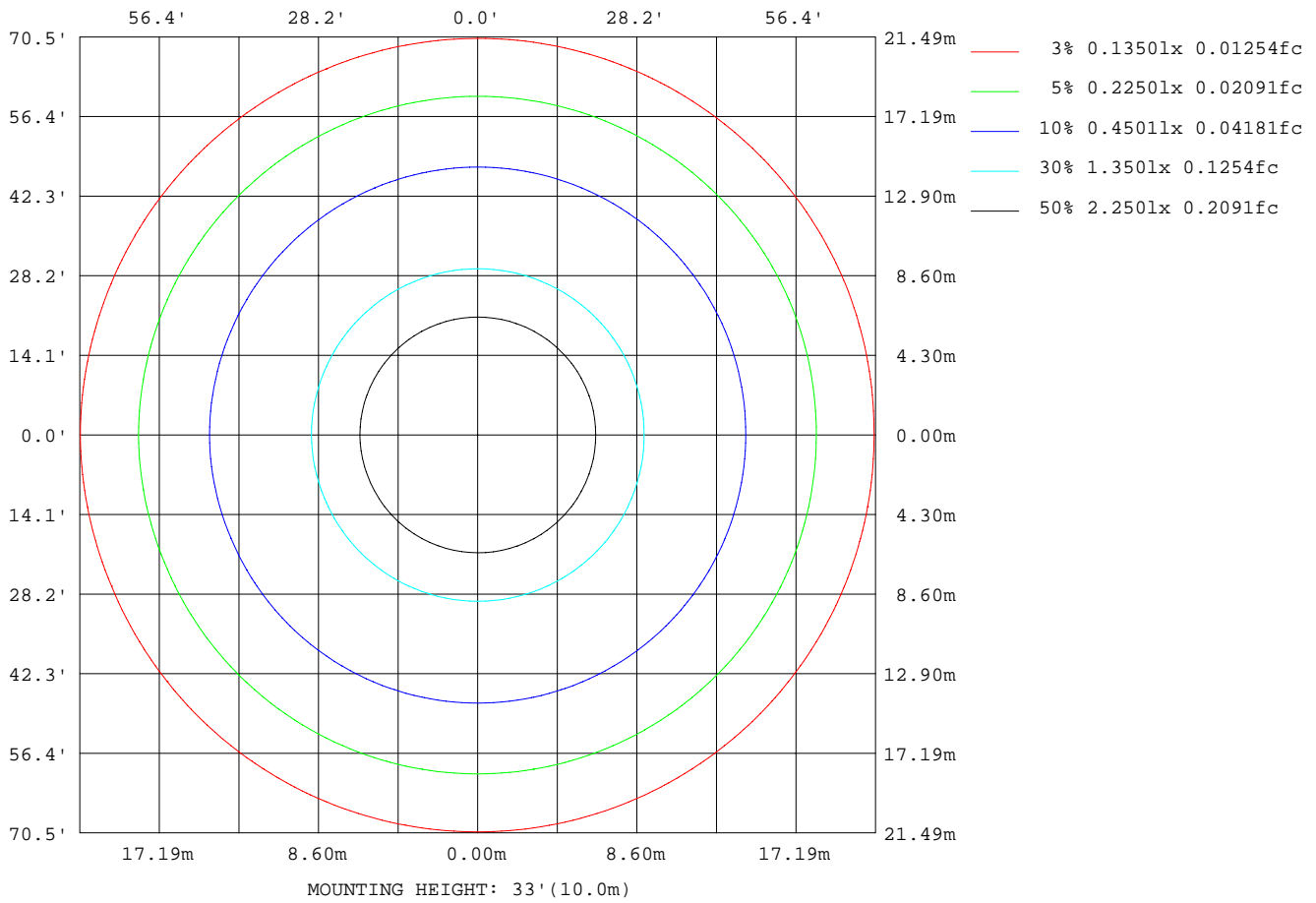
Note:The Curves indicate the illuminated area and the average illumination when the luminaire is at different distance.

C Range: 0 - 360DEG
 C Interval: 22.5DEG
 Test Speed: 10.0deg/s
 Temperature:25.2DEG
 Operators:Hill
 Test Date:2019-03-21

γ Range: 0 - 180DEG
 γ Interval: 1.0DEG
 Test System:EVERFINE GO-R5000_V2 SYSTEM V2.0.351
 Humidity:42%
 Test Distance:2.445m [K=1.0000]
 Remarks:

ISOLUX DIAGRAM

Test:U:119.9V I:0.1786A P:21.06W PF:0.9836 Lamp Flux:1509.45x1 lm		
NAME: ASD-LFMDR-14D2130-XX	TYPE:N/A	WEIGHT:N/A
SPEC.:N/A	DIM.: N/A	SERIAL No.:N/A
MFR.: ASD Lighting corp	SUR.:N/A	Shielding Angle:N/A



C Range: 0 - 360DEG
 C Interval: 22.5DEG
 Test Speed: 10.0deg/s
 Temperature:25.2DEG
 Operators:Hill
 Test Date:2019-03-21

γ Range: 0 - 180DEG
 γ Interval: 1.0DEG
 Test System:EVERFINE GO-R5000_V2 SYSTEM V2.0.351
 Humidity:42%
 Test Distance:2.445m [K=1.0000]
 Remarks:

LED Avg.L Report

Test:U:119.9V I:0.1786A P:21.06W PF:0.9836 Lamp Flux:1509.45x1 lm		
NAME: ASD-LFMDR-14D2130-XX	TYPE:N/A	WEIGHT:N/A
SPEC.:N/A	DIM.: N/A	SERIAL No.:N/A
MFR.: ASD Lighting corp	SUR.:N/A	Shielding Angle:N/A

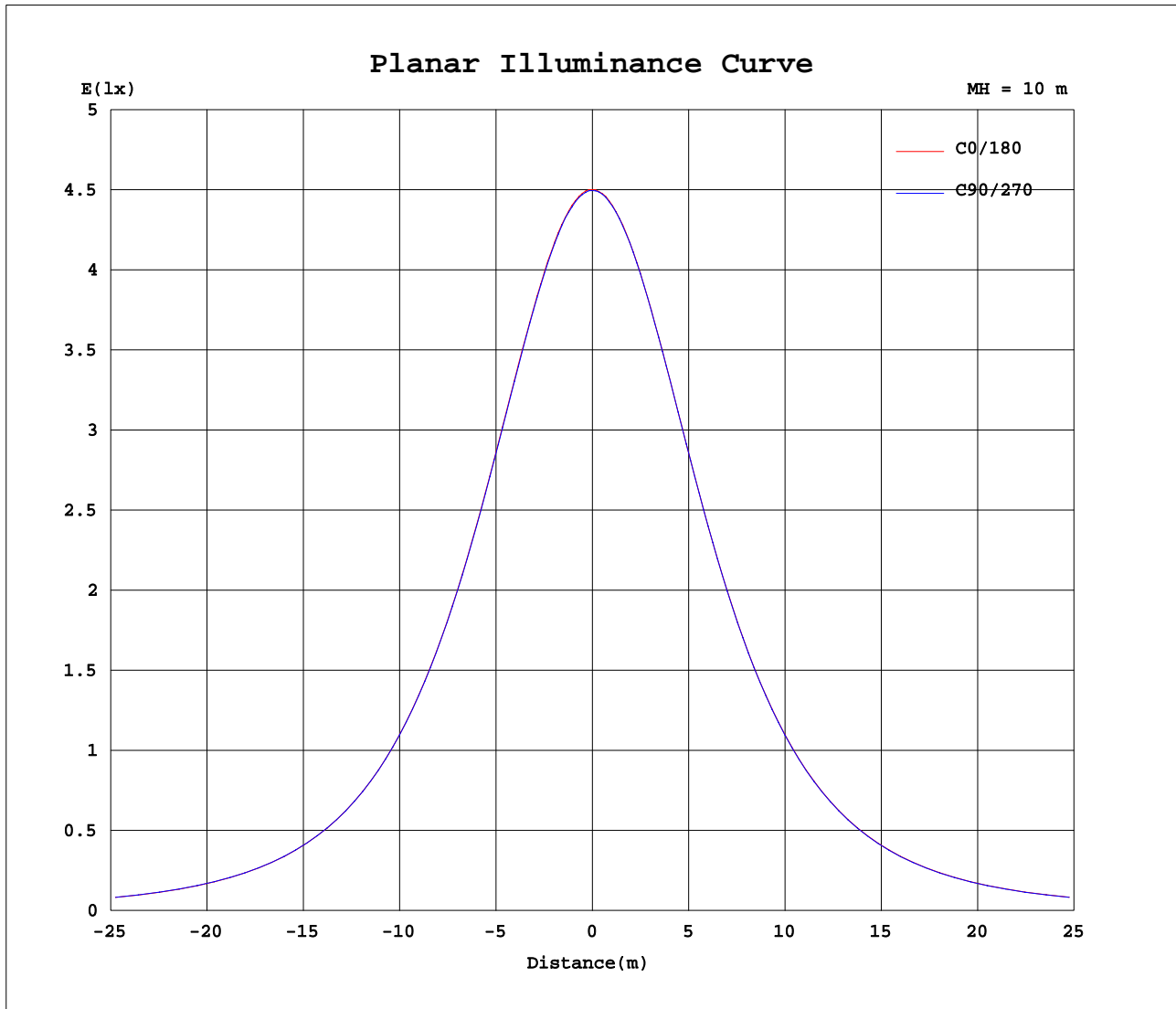
AvgL	cd/m2
L_0~180(65)av	9568
L_0~180(75)av	9813
L_0~180(85)av	15769
L_90~270(65)av	9567
L_90~270(75)av	9811
L_90~270(85)av	15879
L_45(65)av	9567
L_45(75)av	9805
L_45(85)av	15826

Standard: GB/T 29293-2012

C Range: 0 - 360DEG
 C Interval: 22.5DEG
 Test Speed: 10.0deg/s
 Temperature:25.2DEG
 Operators:Hill
 Test Date:2019-03-21

γ Range: 0 - 180DEG
 γ Interval: 1.0DEG
 Test System:EVERFINE GO-R5000_V2 SYSTEM V2.0.351
 Humidity:42%
 Test Distance:2.445m [K=1.0000]
 Remarks:

Planar Illuminance Curve



C Range: 0 - 360DEG
 C Interval: 22.5DEG
 Test Speed: 10.0deg/s
 Temperature: 25.2DEG
 Operators: Hill
 Test Date: 2019-03-21

γ Range: 0 - 180DEG
 γ Interval: 1.0DEG
 Test System: EVERFINE GO-R5000_V2 SYSTEM V2.0.351
 Humidity: 42%
 Test Distance: 2.445m [K=1.0000]
 Remarks:

LUMINOUS DISTRIBUTION INTENSITY DATA

Test:U:119.9V I:0.1786A P:21.06W PF:0.9836 Lamp Flux:1509.45x1 lm		
NAME: ASD-LFMDR-14D2130-XX	TYPE:N/A	WEIGHT:N/A
SPEC.:N/A	DIM.: N/A	SERIAL No.:N/A
MFR.: ASD Lighting corp	SUR.:N/A	Shielding Angle:N/A

Table--1

UNIT: cd

C(DEG) γ (DEG)	0	22.5	45	67.5	90	112.5	135	157.5	180	202.5	225	247.5	270	292.5	315	337.5			
0	450	450	450	450	450	450	450	450	450	450	450	450	450	450	450	450			
5	448	448	448	448	448	448	447	447	448	448	448	448	448	448	448	448			
10	443	443	442	442	442	442	442	442	442	442	442	442	442	443	443	443			
15	434	434	434	433	433	433	433	432	433	433	433	433	433	434	434	434			
20	421	421	421	421	421	420	420	420	421	420	420	420	421	421	422	422			
25	405	405	405	405	405	404	404	403	405	404	404	404	405	406	406	406			
30	386	386	386	386	385	385	385	384	385	384	384	385	385	386	386	387			
35	363	364	364	364	363	363	362	362	363	362	362	362	363	364	364	364			
40	339	339	339	339	338	338	337	336	337	337	337	337	337	338	339	340			
45	311	311	311	311	311	310	310	309	310	309	309	309	310	311	311	312			
50	280	280	280	280	280	280	279	279	280	279	278	279	279	280	281	281			
55	247	248	248	248	248	248	247	246	248	247	246	246	247	248	248	249			
60	213	213	214	214	214	213	213	212	214	213	212	212	213	214	214	215			
65	178	178	178	179	179	179	178	178	179	178	177	177	178	179	179	180			
70	143	143	144	144	144	144	144	144	145	144	143	143	144	145	145	145			
75	111	111	112	112	112	112	113	112	113	112	111	111	112	113	112	112			
80	82.9	83.0	83.2	83.6	84.1	84.7	84.9	84.5	85.1	84.1	83.5	83.8	84.4	84.8	84.7	84.5			
85	59.3	59.4	59.7	60.2	60.9	61.5	61.7	61.5	61.9	61.0	60.6	60.7	61.2	61.5	61.2	60.9			
90	40.5	40.6	41.0	41.5	42.1	42.7	43.1	42.9	43.5	42.8	42.3	42.4	42.8	42.9	42.4	42.0			
95	27.7	28.1	28.2	28.7	29.2	29.7	30.3	30.2	30.6	29.8	29.5	29.4	29.6	29.7	29.1	28.7			
100	21.1	21.0	21.1	21.7	22.0	22.6	23.2	23.0	23.2	22.7	22.2	22.3	22.1	22.1	21.9	21.4			
105	19.7	19.5	19.3	19.7	20.1	20.9	21.7	21.8	21.7	20.9	20.7	20.8	21.0	20.9	20.6	19.9			
110	19.3	19.2	19.0	19.5	19.8	20.6	21.3	21.7	21.6	20.6	20.3	21.1	20.7	20.7	20.2	19.6			
115	18.5	18.5	18.5	18.6	19.0	20.6	20.5	21.0	20.5	19.7	19.5	19.5	19.5	20.2	19.2	18.7			
120	17.2	17.3	17.6	17.5	17.9	18.6	19.0	19.1	18.9	18.3	17.9	17.9	17.9	17.9	17.6	17.3			
125	15.4	15.6	17.1	16.1	16.3	16.9	17.3	17.4	17.4	16.6	16.2	16.0	16.2	16.1	15.9	15.5			
130	13.6	14.0	15.9	14.5	14.6	15.1	15.5	15.7	15.7	15.3	16.1	14.0	14.3	14.2	13.9	13.7			
135	13.3	13.4	14.2	12.9	12.7	13.3	13.8	14.3	13.9	13.1	14.0	12.0	12.4	12.0	11.7	11.6			
140	10.9	11.1	10.6	12.3	12.0	11.1	11.7	12.3	13.3	10.9	10.2	9.73	11.4	9.66	9.28	9.33			
145	7.69	8.41	8.84	8.72	10.4	10.5	10.4	11.1	10.8	8.46	7.97	7.41	7.93	7.95	6.92	7.71			
150	6.40	6.30	6.49	6.84	7.85	8.43	9.17	7.45	7.01	6.17	5.91	5.33	5.64	4.99	5.65	5.62			
155	4.90	4.72	4.84	5.13	5.49	5.93	5.50	6.41	5.01	4.74	4.54	3.98	4.09	4.08	3.86	4.32			
160	3.55	3.95	3.83	3.91	3.98	3.48	4.00	3.94	3.08	3.59	2.96	3.21	3.17	2.92	2.90	3.05			
165	2.91	4.45	3.01	3.12	2.92	2.33	3.13	4.15	2.54	2.80	2.24	2.03	2.60	2.56	2.43	2.54			
170	1.76	2.49	2.51	2.87	1.91	2.00	2.63	2.68	2.94	2.63	1.82	2.35	1.89	2.49	2.11	1.84			
175	1.16	1.38	1.81	1.11	0.66	1.23	2.00	2.98	1.50	1.50	1.97	1.91	1.25	2.00	1.86	1.26			
180	0.55	0.56	0.55	0.55	0.56	0.53	0.52	0.56	0.56	0.56	0.56	0.56	0.56	0.56	0.56	0.56			

C Range: 0 - 360DEG
 C Interval: 22.5DEG
 Test Speed: 10.0deg/s
 Temperature:25.2DEG
 Operators:Hill
 Test Date:2019-03-21

γ Range: 0 - 180DEG
 γ Interval: 1.0DEG
 Test System:EVERFINE GO-R5000_V2 SYSTEM V2.0.351
 Humidity:42%
 Test Distance:2.445m [K=1.0000]
 Remarks: