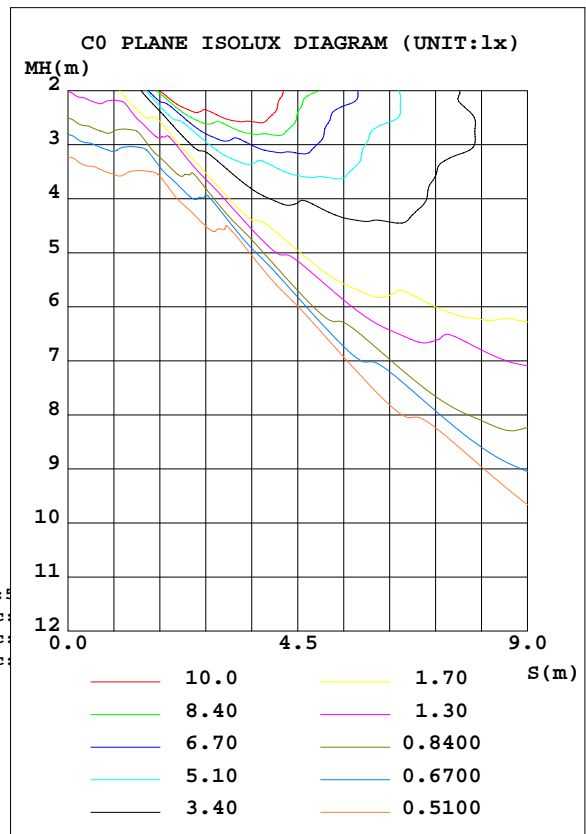
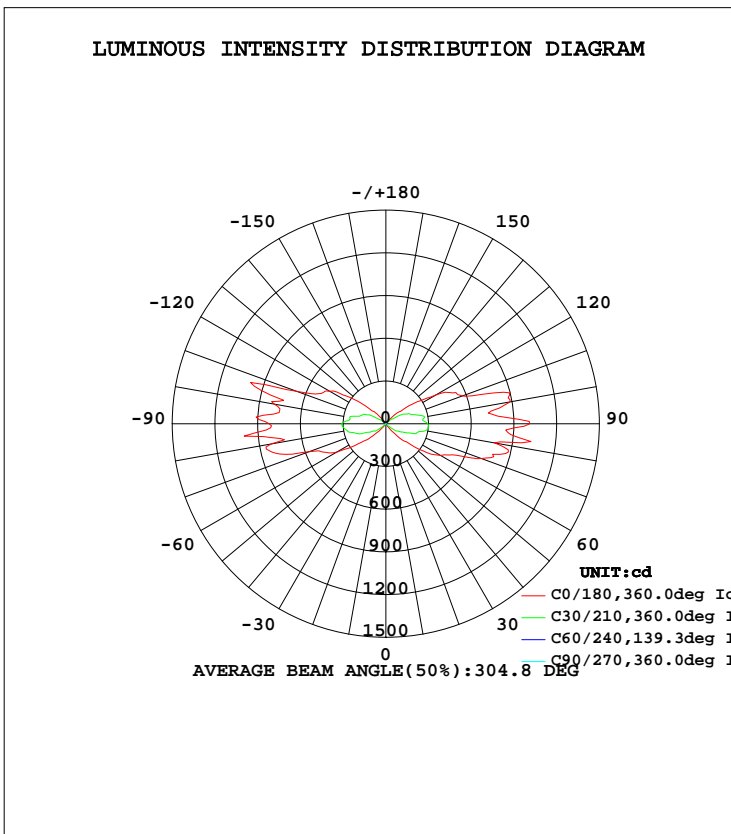


LUMINAIRE PHOTOMETRIC TEST REPORT

Test:U:120.0V I:0.1573A P:18.44W PF:0.9768 Lamp Flux:1744.76x1 lm		
NAME:ASD-OLCLR-2D18CC-BK 5000K	TYPE:LED	WEIGHT:
SPEC.:	DIM.:	SERIAL No.:
MFR.:ASD Lighting corp	SUR.:	PROTECTION ANGLE:

DATA OF LAMP		PHOTOMETRIC DATA Eff: 94.61 lm/W			
MODEL	ASD-OLCLR-2D18CC-BK-5000K	I <sub>max</sub> (cd)	1113	S/MH(C0/180)	12.04
NOMINAL POWER(W)	18	LOR(%)	100.0	S/MH(C90/270)	1.55
RATED VOLTAGE(V)	120	TOTAL FLUX(lm)	1744.8	η UP, DN(C0-180)	23.7,26.5
NOMINAL FLUX(lm)	1744.76	CIE CLASS	DIFFUSE	η UP, DN(C180-360)	24.9,24.8
LAMPS INSIDE	1	η up(%)	48.6	CIBSE SHR NOM	0.00
TEST VOLTAGE(V)	120	η down(%)	51.4	CIBSE SHR MAX	1.30



C Range: 0 - 360DEG  
 C Interval: 15.0DEG  
 Test Speed: HIGH  
 Temperature:25.3DEG  
 Operators:  
 Test Date:2022-03-02

γ Range: 0 - 180DEG  
 γ Interval: 1.0DEG  
 Test System:EVERFINE GO-2000B\_V1 SYSTEM V2.0.291  
 Humidity:65.0%  
 Test Distance:7.500m [K=1.0000]  
 Remarks:

## ZONAL FLUX DIAGRAM

## ZONAL FLUX DIAGRAM:

$\gamma$	C0	C45	C90	C135	C180	C225	C270	C315	$\gamma$	$\Phi$ zone	$\Phi$ total	$\Phi$ lum,lamp
10	6.345	3.860	2.203	4.079	5.778	3.370	2.295	4.167	0- 10	0.3684	0.3684	0.02,0.02
20	7.486	4.738	2.019	5.083	6.944	3.627	2.276	5.321	10- 20	1.240	1.608	0.09,0.09
30	14.61	5.731	2.024	5.242	8.423	3.743	2.346	6.076	20- 30	2.350	3.958	0.23,0.23
40	73.43	6.629	2.051	11.35	27.90	4.113	2.465	14.86	30- 40	5.933	9.891	0.57,0.57
50	226.5	7.977	2.089	16.16	179.7	5.714	2.584	18.44	40- 50	27.88	37.77	2.16,2.16
60	445.3	13.59	2.116	90.16	398.0	12.48	2.735	76.14	50- 60	85.89	123.7	7.09,7.09
70	716.1	17.54	2.137	118.1	578.1	13.22	2.881	122.5	60- 70	173.9	297.5	17.1,17.1
80	775.4	33.64	2.145	180.7	817.0	30.85	3.062	193.4	70- 80	277.2	574.7	32.9,32.9
90	1011	45.57	2.130	178.8	819.3	38.89	3.140	220.2	80- 90	321.9	896.6	51.4,51.4
100	884.6	43.09	2.095	172.7	793.9	25.66	3.162	188.0	90-100	307.3	1204	69,69
110	573.3	22.34	2.010	117.9	669.5	14.22	3.181	173.0	100-110	257.3	1461	83.7,83.7
120	406.1	17.83	1.941	47.59	457.9	12.03	3.077	97.62	110-120	164.7	1626	93.2,93.2
130	139.2	17.25	1.853	13.93	223.1	8.702	2.742	20.39	120-130	83.65	1709	98,98
140	27.52	7.077	1.792	6.956	56.90	3.960	2.680	11.92	130-140	25.91	1735	99.5,99.5
150	10.72	5.699	1.775	4.702	16.81	3.616	2.468	6.637	140-150	5.582	1741	99.8,99.8
160	6.748	4.508	1.779	4.131	7.435	3.105	2.329	5.959	150-160	2.347	1743	99.9,99.9
170	5.080	3.377	1.991	3.463	5.820	2.707	2.322	4.175	160-170	1.147	1744	100,100
180	5.091	3.054	2.288	3.743	5.103	3.054	2.292	3.747	170-180	0.3403	1745	100,100
DEG	LUMINOUS INTENSITY:cd									UNIT:lm		

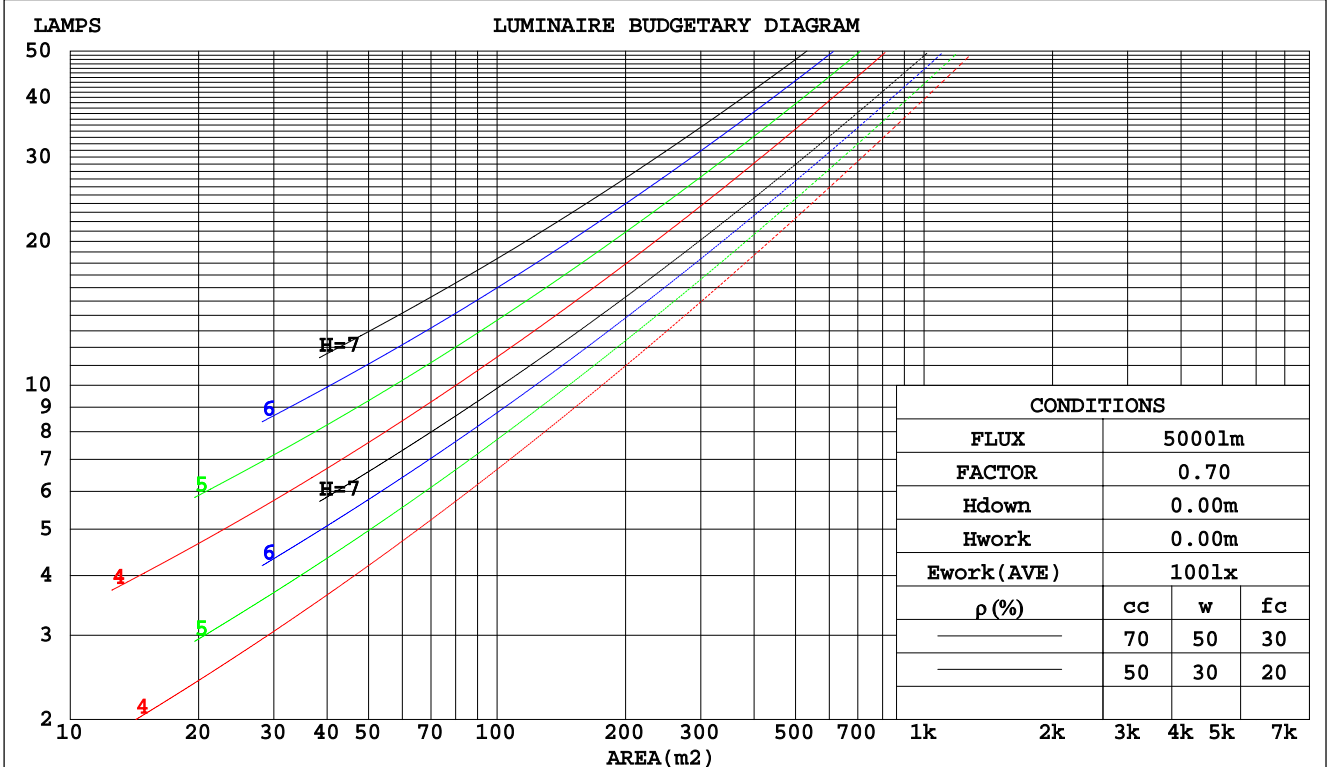
C Range: 0 - 360DEG  
 C Interval: 15.0DEG  
 Test Speed: HIGH  
 Temperature:25.3DEG  
 Operators:  
 Test Date:2022-03-02

$\gamma$  Range: 0 - 180DEG  
 $\gamma$  Interval: 1.0DEG  
 Test System:EVERFINE GO-2000B\_V1 SYSTEM V2.0.291  
 Humidity:65.0%  
 Test Distance:7.500m [K=1.0000]  
 Remarks:

CU AND LUMINAIRE BUDGETARY ESTIMATE DIAGRAM

Test:U:120.0V I:0.1573A P:18.44W PF:0.9768 Lamp Flux:1744.76x1 lm		
NAME:	TYPE:LED	WEIGHT:
SPEC.:	DIM.:	SERIAL No.:
MFR.:	SUR.:	PROTECTION ANGLE:

pcc	80%			70%			50%			30%			10%			0
	50%	30%	10%	50%	30%	10%	50%	30%	10%	50%	30%	10%	50%	30%	10%	0
pw																
pfc	20%			20%			20%			20%			20%			0
RCR	RCR:Room Cavity Ratio						Coefficients of Utilization(CU)									
0.0	1.07	1.07	1.07	.99	.99	.99	.84	.84	.84	.70	.70	.70	.57	.57	.57	.51
1.0	.80	.73	.66	.73	.66	.60	.60	.54	.50	.47	.43	.39	.36	.33	.30	.24
2.0	.65	.56	.47	.59	.50	.43	.48	.40	.34	.37	.31	.26	.27	.22	.19	.13
3.0	.55	.44	.36	.50	.40	.32	.39	.32	.26	.30	.24	.19	.21	.17	.13	.08
4.0	.47	.37	.28	.43	.33	.26	.34	.26	.20	.26	.19	.14	.18	.13	.09	.05
5.0	.41	.31	.23	.37	.28	.21	.30	.22	.16	.22	.16	.11	.16	.11	.07	.03
6.0	.37	.27	.19	.33	.24	.17	.26	.19	.13	.20	.14	.09	.14	.09	.06	.02
7.0	.33	.23	.16	.30	.21	.15	.24	.16	.11	.18	.12	.08	.13	.08	.05	.02
8.0	.29	.20	.14	.27	.18	.13	.21	.14	.10	.16	.11	.07	.12	.07	.04	.01
9.0	.27	.18	.12	.24	.16	.11	.19	.13	.08	.15	.10	.06	.11	.06	.03	.01
10.0	.24	.16	.11	.22	.15	.10	.18	.12	.07	.14	.09	.05	.10	.06	.03	.01



C Range: 0 - 360DEG  
 C Interval: 15.0DEG  
 Test Speed: HIGH  
 Temperature: 25.3DEG  
 Operators:  
 Test Date: 2022-03-02

γ Range: 0 - 180DEG  
 γ Interval: 1.0DEG  
 Test System: EVERFINE GO-2000B\_V1 SYSTEM V2.0.291  
 Humidity: 65.0%  
 Test Distance: 7.500m [K=1.0000]  
 Remarks:

WEC AND CCEC

Test:U:120.0V I:0.1573A P:18.44W PF:0.9768 Lamp Flux:1744.76x1 lm		
NAME:	TYPE:LED	WEIGHT:
SPEC.:	DIM.:	SERIAL No.:
MFR.:	SUR.:	PROTECTION ANGLE:

ρcc	80%			70%			50%			30%			10%			0
ρw	50%	30%	10%	50%	30%	10%	50%	30%	10%	50%	30%	10%	50%	30%	10%	0
ρfc	20%			20%			20%			20%			20%			0
RCR	RCR:Room Cavity Ratio						Wall Exitance Coefficients(WEC)									
0.0																
1.0	.538	.306	.097	.516	.294	.093	.474	.272	.087	.435	.251	.081	.400	.232	.075	
2.0	.419	.230	.070	.399	.220	.068	.360	.200	.062	.325	.182	.057	.292	.165	.052	
3.0	.350	.186	.056	.332	.178	.053	.296	.161	.049	.264	.145	.044	.234	.129	.040	
4.0	.302	.157	.046	.285	.149	.044	.253	.134	.040	.223	.120	.036	.196	.106	.032	
5.0	.267	.136	.039	.251	.129	.038	.222	.115	.034	.194	.102	.030	.169	.090	.027	
6.0	.239	.120	.034	.225	.114	.033	.198	.101	.029	.172	.089	.026	.148	.078	.023	
7.0	.217	.107	.030	.204	.101	.029	.178	.090	.026	.155	.079	.023	.133	.069	.020	
8.0	.198	.097	.027	.186	.092	.026	.163	.081	.023	.141	.071	.021	.120	.062	.018	
9.0	.183	.088	.025	.172	.084	.023	.150	.074	.021	.129	.065	.019	.110	.056	.016	
10.0	.170	.081	.023	.159	.077	.021	.139	.068	.019	.120	.059	.017	.102	.051	.015	

ρcc	80%			70%			50%			30%			10%			0
ρw	50%	30%	10%	50%	30%	10%	50%	30%	10%	50%	30%	10%	50%	30%	10%	0
ρfc	20%			20%			20%			20%			20%			0
RCR	RCR:Room Cavity Ratio						Ceiling Cavity Exitance Coefficients(CCEC)									
0.0	.561	.561	.561	.479	.479	.479	.327	.327	.327	.188	.188	.188	.060	.060	.060	
1.0	.570	.528	.490	.487	.453	.422	.333	.312	.292	.192	.180	.170	.061	.058	.055	
2.0	.565	.507	.459	.484	.437	.396	.332	.302	.276	.191	.176	.162	.061	.057	.053	
3.0	.558	.493	.441	.478	.425	.382	.328	.295	.268	.190	.172	.158	.061	.056	.052	
4.0	.550	.482	.430	.472	.416	.374	.324	.290	.263	.188	.170	.156	.060	.055	.051	
5.0	.541	.473	.423	.465	.409	.368	.320	.286	.260	.185	.168	.154	.060	.055	.051	
6.0	.533	.466	.418	.458	.403	.364	.316	.282	.257	.183	.166	.153	.059	.054	.051	
7.0	.525	.460	.414	.452	.398	.361	.312	.279	.256	.181	.165	.152	.059	.054	.050	
8.0	.518	.454	.411	.446	.394	.358	.309	.277	.254	.179	.163	.151	.058	.054	.050	
9.0	.511	.450	.409	.440	.391	.356	.305	.275	.253	.178	.162	.151	.058	.053	.050	
10.0	.505	.446	.407	.435	.387	.355	.302	.273	.252	.176	.161	.150	.057	.053	.050	

C Range: 0 - 360DEG  
 C Interval: 15.0DEG  
 Test Speed: HIGH  
 Temperature:25.3DEG  
 Operators:  
 Test Date:2022-03-02

γ Range: 0 - 180DEG  
 γ Interval: 1.0DEG  
 Test System:EVERFINE GO-2000B\_V1 SYSTEM V2.0.291  
 Humidity:65.0%  
 Test Distance:7.500m [K=1.0000]  
 Remarks:

UGR(Unified Glare Rating) Table

Test:U:120.0V I:0.1573A P:18.44W PF:0.9768 Lamp Flux:1744.76x1 lm										
NAME:					TYPE:LED			WEIGHT:		
SPEC.:					DIM.:			SERIAL No.:		
MFR.:					SUR.:			PROTECTION ANGLE:		
ceiling/cavity	0.7	0.7	0.5	0.5	0.3	0.7	0.7	0.5	0.5	0.3
walls	0.5	0.3	0.5	0.3	0.3	0.5	0.3	0.5	0.3	0.3
working plane	0.2	0.2	0.2	0.2	0.2	0.2	0.2	0.2	0.2	0.2
Room dimensions	Viewed crosswise					Viewed endwise				
x = 2H y = 2H	17.0	18.2	17.9	19.1	20.3	-11.2	-10.0	-10.3	-9.1	-7.9
3H	23.6	24.8	24.5	25.7	26.9	-9.2	-8.1	-8.3	-7.1	-5.9
4H	27.0	28.1	27.9	29.0	30.3	-8.0	-7.0	-7.1	-6.0	-4.8
6H	30.4	31.4	31.3	32.4	33.6	-6.7	-5.7	-5.8	-4.7	-3.5
8H	32.4	33.4	33.3	34.4	35.6	-5.9	-4.9	-5.0	-4.0	-2.7
12H	34.1	35.1	35.0	36.0	37.3	-5.0	-4.1	-4.1	-3.1	-1.9
4H 2H	16.6	17.7	17.5	18.6	19.8	4.3	5.3	5.2	6.3	7.5
3H	23.5	24.4	24.4	25.4	26.7	4.0	5.0	5.0	6.0	7.2
4H	27.1	28.0	28.0	29.0	30.3	3.9	4.8	4.9	5.8	7.1
6H	31.2	32.0	32.2	33.0	34.3	3.9	4.7	4.8	5.7	7.0
8H	33.4	34.2	34.4	35.2	36.5	3.9	4.7	4.8	5.7	7.0
12H	35.2	35.9	36.2	36.9	38.3	3.9	4.6	4.9	5.7	7.0
8H 4H	26.9	27.7	27.8	28.7	30.0	13.3	14.1	14.3	15.1	16.4
6H	31.2	31.9	32.2	32.9	34.2	13.2	13.9	14.2	14.9	16.2
8H	33.7	34.3	34.7	35.3	36.7	13.2	13.8	14.1	14.8	16.1
12H	35.8	36.3	36.8	37.3	38.7	13.1	13.6	14.1	14.7	16.0
12H 4H	26.8	27.5	27.8	28.5	29.8	17.6	18.3	18.6	19.3	20.7
6H	31.2	31.8	32.1	32.8	34.1	17.7	18.3	18.7	19.3	20.7
8H	33.6	34.2	34.6	35.2	36.6	17.6	18.2	18.6	19.2	20.6
Variations with the observer position at spacings:										
S = 1.0H	+ 0.1 / - 0.1					+ 0.3 / - 0.4				
1.5H	+ 0.4 / - 0.4					+ 0.4 / - 0.4				
2.0H	+ 0.3 / - 0.4					+ 2.1 / - 1.3				

CIE Pub.117 Corrected 1745 lm Total Lamp Luminous Flux.(8log(F/F0) = 1.9)

C Range: 0 - 360DEG  
 C Interval: 15.0DEG  
 Test Speed: HIGH  
 Temperature:25.3DEG  
 Operators:  
 Test Date:2022-03-02

γ Range: 0 - 180DEG  
 γ Interval: 1.0DEG  
 Test System:EVERFINE GO-2000B\_V1 SYSTEM V2.0.291  
 Humidity:65.0%  
 Test Distance:7.500m [K=1.0000]  
 Remarks:

UTILIZATION FACTORS TABLE

Test:U:120.0V I:0.1573A P:18.44W PF:0.9768 Lamp Flux:1744.76x1 lm		
NAME:	TYPE:LED	WEIGHT:
SPEC.:	DIM.:	SERIAL No.:
MFR.:	SUR.:	PROTECTION ANGLE:

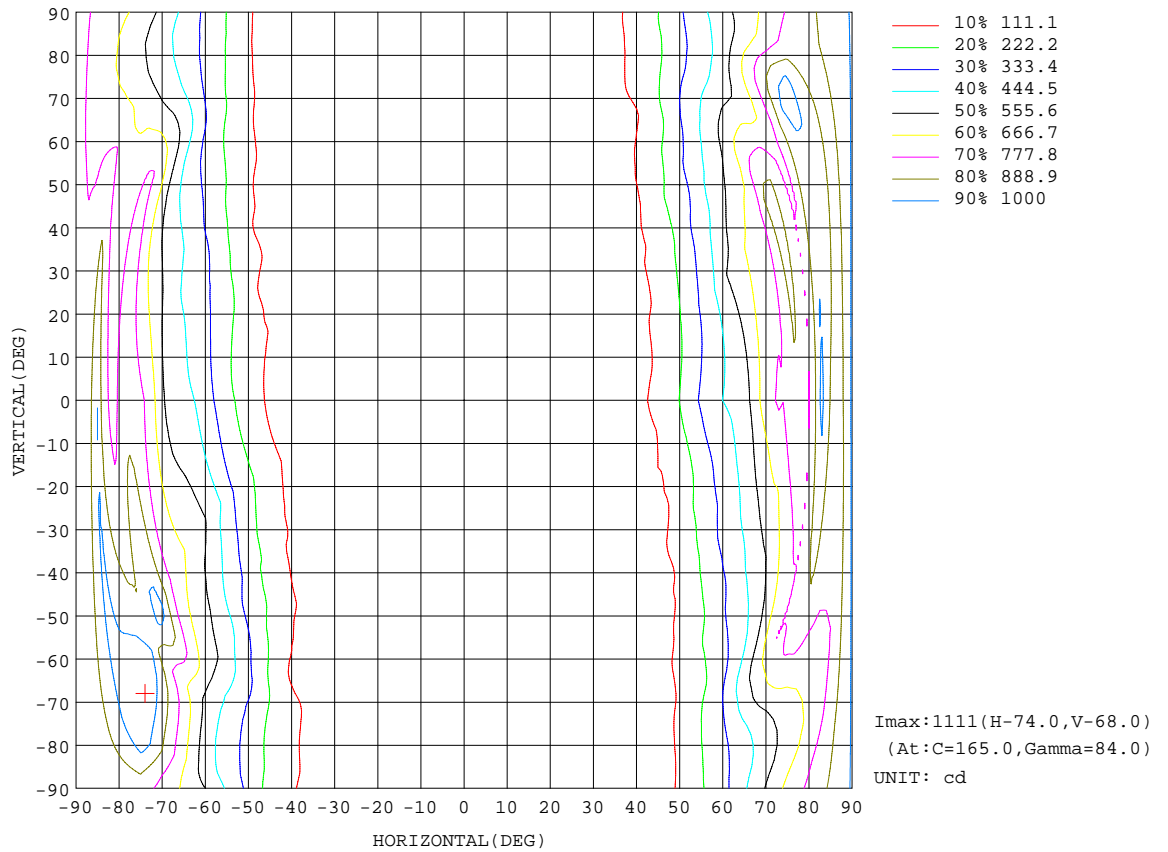
REFLECTANCE										
Ceiling	0.8	0.8	0.8	0.7	0.7	0.7	0.5	0.5	0.5	0
Walls	0.7	0.5	0.3	0.7	0.5	0.3	0.7	0.5	0.3	0
Working plane	0.2	0.2	0.2	0.2	0.2	0.2	0.2	0.2	0.2	0
ROOM INDEX	UTILIZATION FACTORS(PERCENT) k(RI) x RCR = 5									
k = 0.60	30	17	9	29	16	8	26	15	8	1
0.80	38	22	13	35	21	12	31	19	11	2
1.00	44	27	17	41	26	16	35	25	14	3
1.25	50	33	22	47	31	21	40	27	18	5
1.50	55	39	27	51	36	25	44	31	22	7
2.00	63	47	35	58	44	33	49	37	28	10
2.50	69	54	42	64	50	39	53	42	33	14
3.00	74	59	48	68	55	44	57	46	38	16
4.00	80	67	57	73	62	53	61	52	45	21
5.00	84	73	63	77	67	58	64	57	50	24
ROOM INDEX	UF(total)									Direct
According to DIN EN 13032-2 2004			Suspended				SHRNOM = 1.25			

C Range: 0 - 360DEG  
 C Interval: 15.0DEG  
 Test Speed: HIGH  
 Temperature:25.3DEG  
 Operators:  
 Test Date:2022-03-02

γ Range: 0 - 180DEG  
 γ Interval: 1.0DEG  
 Test System:EVERFINE GO-2000B\_V1 SYSTEM V2.0.291  
 Humidity:65.0%  
 Test Distance:7.500m [K=1.0000]  
 Remarks:

ISOCANDELA DIAGRAM

Test:U:120.0V I:0.1573A P:18.44W PF:0.9768 Lamp Flux:1744.76x1 lm		
NAME:	TYPE:LED	WEIGHT:
SPEC.:	DIM.:	SERIAL No.:
MFR.:	SUR.:	PROTECTION ANGLE:

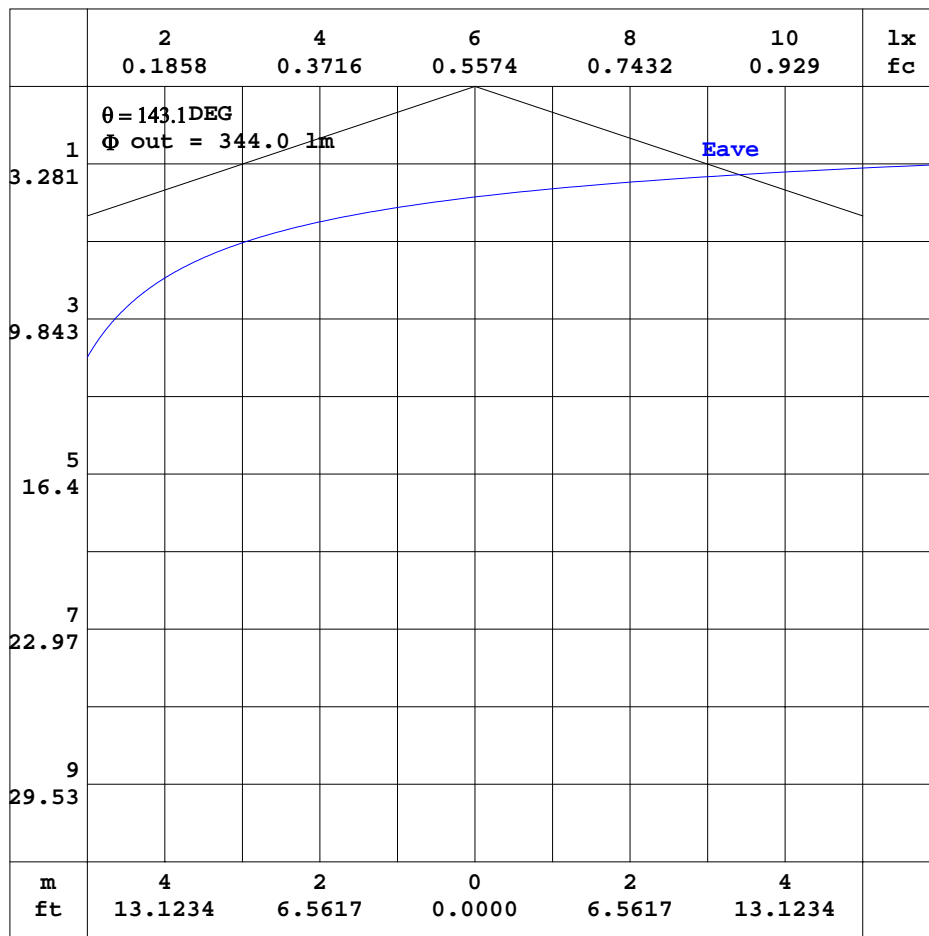


C Range: 0 - 360DEG  
 C Interval: 15.0DEG  
 Test Speed: HIGH  
 Temperature:25.3DEG  
 Operators:  
 Test Date:2022-03-02

$\gamma$  Range: 0 - 180DEG  
 $\gamma$  Interval: 1.0DEG  
 Test System:EVERFINE GO-2000B\_V1 SYSTEM V2.0.291  
 Humidity:65.0%  
 Test Distance:7.500m [K=1.0000]  
 Remarks:

AAI CURVES

Test:U:120.0V I:0.1573A P:18.44W PF:0.9768 Lamp Flux:1744.76x1 lm		
NAME:	TYPE:LED	WEIGHT:
SPEC.:	DIM.:	SERIAL No.:
MFR.:	SUR.:	PROTECTION ANGLE:



Note:The Curves indicate the illuminated area and the average illumination when the luminaire is at different distance.

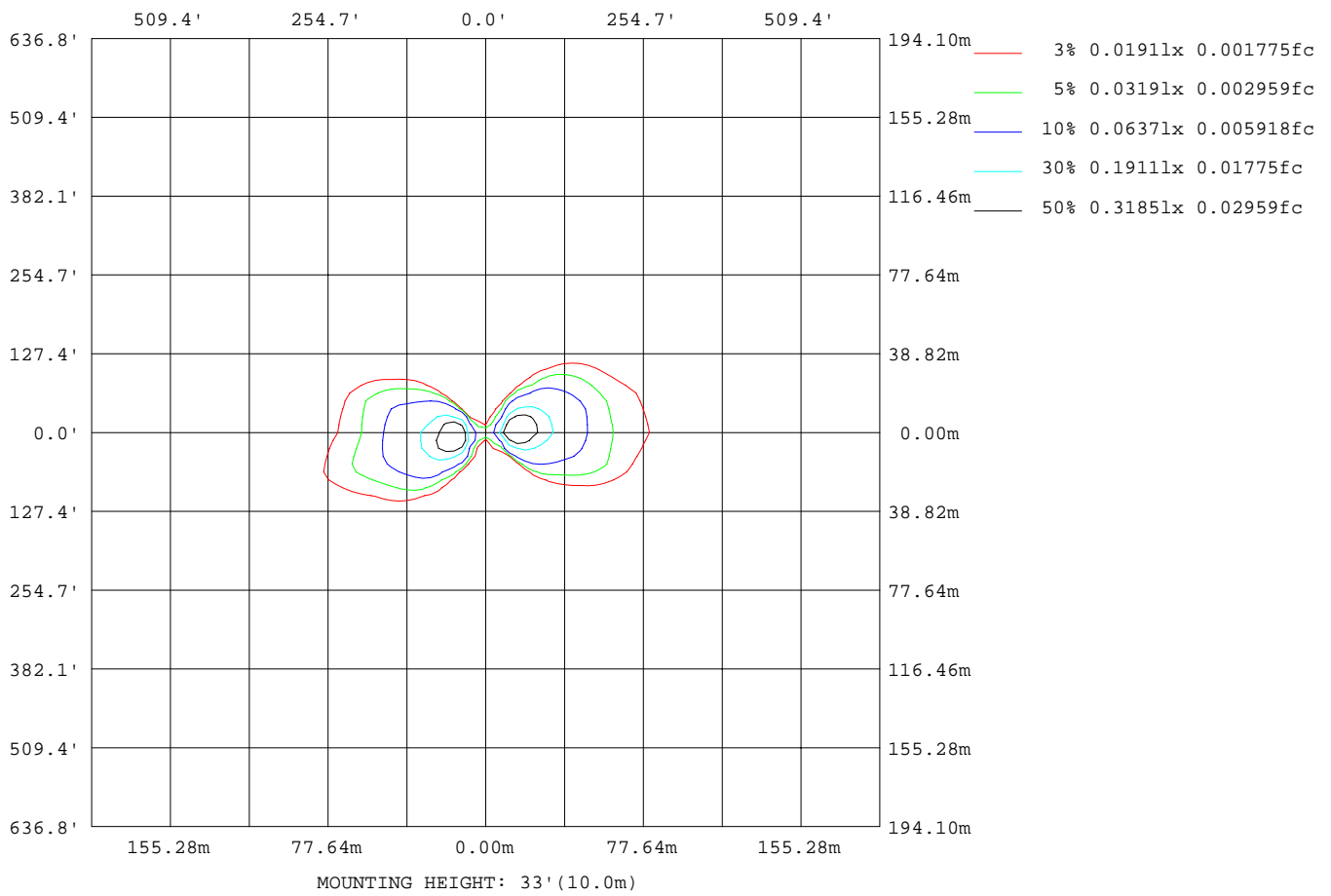
C Range: 0 - 360DEG  
 C Interval: 15.0DEG  
 Test Speed: HIGH  
 Temperature:25.3DEG  
 Operators:  
 Test Date:2022-03-02

γ Range: 0 - 180DEG  
 γ Interval: 1.0DEG  
 Test System:EVERFINE GO-2000B\_V1 SYSTEM V2.0.291  
 Humidity:65.0%  
 Test Distance:7.500m [K=1.0000]  
 Remarks:



ISOLUX DIAGRAM

Test:U:120.0V I:0.1573A P:18.44W PF:0.9768 Lamp Flux:1744.76x1 lm		
NAME:	TYPE:LED	WEIGHT:
SPEC.:	DIM.:	SERIAL No.:
MFR.:	SUR.:	PROTECTION ANGLE:



C Range: 0 - 360DEG  
 C Interval: 15.0DEG  
 Test Speed: HIGH  
 Temperature: 25.3DEG  
 Operators:  
 Test Date: 2022-03-02

$\gamma$  Range: 0 - 180DEG  
 $\gamma$  Interval: 1.0DEG  
 Test System: EVERFINE GO-2000B\_V1 SYSTEM V2.0.291  
 Humidity: 65.0%  
 Test Distance: 7.500m [K=1.0000]  
 Remarks:

## LED Avg.L Report

Test:U:120.0V I:0.1573A P:18.44W PF:0.9768 Lamp Flux:1744.76x1 lm		
NAME:	TYPE:LED	WEIGHT:
SPEC.:	DIM.:	SERIAL No.:
MFR.:	SUR.:	PROTECTION ANGLE:

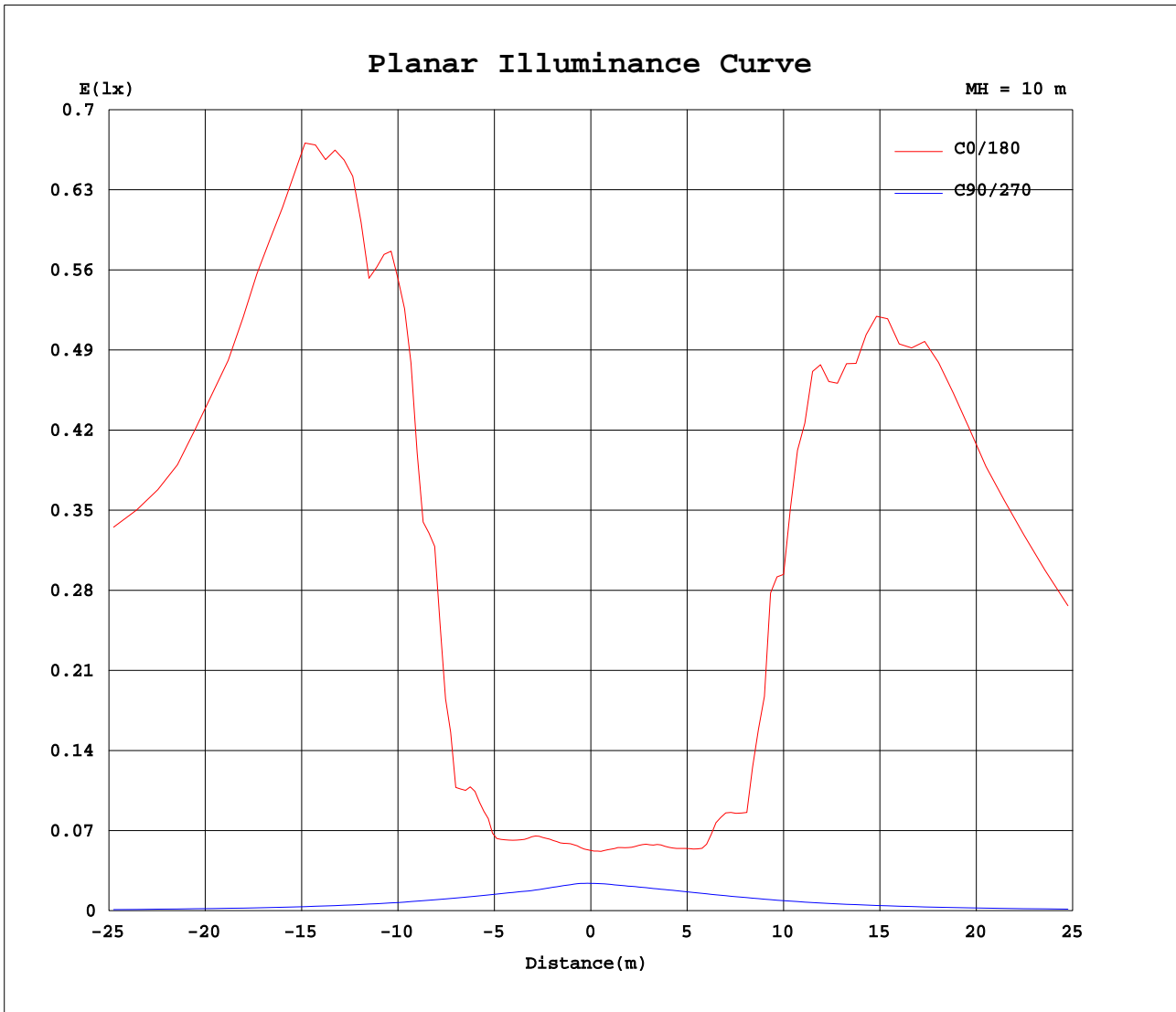
AvgL	cd/m2
L_0~180(65)av	11736
L_0~180(75)av	31490
L_0~180(85)av	107871
L_90~270(65)av	58
L_90~270(75)av	99
L_90~270(85)av	301
L_45(65)av	1499
L_45(75)av	3605
L_45(85)av	13220

Standard: GB/T 29293-2012

C Range: 0 - 360DEG  
C Interval: 15.0DEG  
Test Speed: HIGH  
Temperature:25.3DEG  
Operators:  
Test Date:2022-03-02

$\gamma$  Range: 0 - 180DEG  
 $\gamma$  Interval: 1.0DEG  
Test System:EVERFINE GO-2000B\_V1 SYSTEM V2.0.291  
Humidity:65.0%  
Test Distance:7.500m [K=1.0000]  
Remarks:

Planar Illuminance Curve



C Range: 0 - 360DEG  
 C Interval: 15.0DEG  
 Test Speed: HIGH  
 Temperature: 25.3DEG  
 Operators:  
 Test Date: 2022-03-02

γ Range: 0 - 180DEG  
 γ Interval: 1.0DEG  
 Test System: EVERFINE GO-2000B\_V1 SYSTEM V2.0.291  
 Humidity: 65.0%  
 Test Distance: 7.500m [K=1.0000]  
 Remarks:

LUMINOUS DISTRIBUTION INTENSITY DATA

Test:U:120.0V I:0.1573A P:18.44W PF:0.9768 Lamp Flux:1744.76x1 lm		
NAME:	TYPE:LED	WEIGHT:
SPEC.:	DIM.:	SERIAL No.:
MFR.:	SUR.:	PROTECTION ANGLE:

Table--1

UNIT: cd

C( DEG) γ (DEG)	0	15	30	45	60	75	90	105	120	135	150	165	180	195	210	225	240	255	270
0	5.28	4.79	3.95	3.16	2.67	2.40	2.40	2.62	2.95	3.56	4.41	5.11	5.28	4.79	3.95	3.16	2.67	2.40	2.40
5	5.84	5.14	4.24	3.38	2.75	2.38	2.36	2.59	3.07	3.89	4.90	5.63	5.40	5.05	4.13	3.25	2.66	2.38	2.36
10	6.34	5.69	4.89	3.86	2.95	2.38	2.20	2.50	3.16	4.08	5.27	6.12	5.78	5.33	4.32	3.37	2.62	2.25	2.30
15	7.23	6.36	5.34	4.38	3.27	2.38	2.07	2.38	3.15	4.49	5.96	6.83	6.42	5.92	4.71	3.37	2.47	2.12	2.28
20	7.49	6.96	5.96	4.74	3.72	2.43	2.02	2.35	3.37	5.08	6.20	7.27	6.94	6.28	4.91	3.63	2.39	2.05	2.28
25	8.40	7.45	6.38	5.35	4.04	2.52	2.02	2.46	3.58	4.83	6.59	7.94	7.32	6.67	5.13	3.81	2.50	2.08	2.30
30	14.6	8.59	6.97	5.73	4.21	2.61	2.02	2.60	3.52	5.24	8.31	11.1	8.42	8.58	5.55	3.74	2.69	2.11	2.35
35	19.6	15.6	7.85	6.12	4.56	2.71	2.03	2.71	3.63	8.29	16.9	17.6	15.6	17.4	6.89	3.87	2.97	2.13	2.40
40	73.4	18.6	11.6	6.63	4.97	2.83	2.05	3.11	3.82	11.4	19.4	50.3	27.9	19.0	12.7	4.11	3.14	2.12	2.46
45	156	59.1	17.0	7.30	5.48	2.99	2.06	3.13	4.11	14.5	54.8	126	83.2	58.0	14.7	4.51	3.06	2.11	2.52
50	227	139	34.6	7.98	5.78	3.17	2.09	3.18	4.60	16.2	120	191	180	136	35.1	5.71	2.81	2.08	2.58
55	355	195	88.4	9.57	6.00	3.27	2.10	3.05	12.2	50.0	185	295	267	198	90.8	9.80	2.77	2.08	2.67
60	445	300	106	13.6	6.06	3.40	2.12	2.88	12.6	90.2	254	456	398	291	104	12.5	2.78	2.08	2.73
65	516	391	144	15.5	6.22	3.50	2.13	2.82	10.8	110	340	596	476	396	143	14.1	2.83	2.07	2.81
70	716	445	200	17.5	6.47	3.61	2.14	2.74	11.6	118	482	678	578	450	206	13.2	2.87	2.06	2.88
75	830	524	232	20.9	6.66	3.62	2.15	2.71	12.6	169	540	851	800	534	241	20.0	2.91	2.06	2.97
80	775	779	282	33.6	6.87	3.67	2.15	2.70	12.7	181	491	923	817	773	277	30.9	2.94	2.06	3.06
85	881	610	300	36.2	6.99	3.73	2.14	2.68	12.8	191	483	1106	999	599	299	31.6	2.94	2.05	3.10
90	1011	697	295	45.6	7.08	3.79	2.13	2.67	12.8	179	556	835	819	634	310	38.9	2.94	2.05	3.14
95	755	666	264	53.1	7.11	3.75	2.11	2.63	13.6	169	522	810	790	717	268	44.5	2.90	2.04	3.15
100	885	506	277	43.1	7.12	3.72	2.10	2.61	13.9	173	450	838	794	517	259	25.7	2.83	2.03	3.16
105	858	477	235	28.3	7.03	3.67	2.05	2.60	13.1	162	432	696	905	470	206	14.7	2.78	2.02	3.19
110	573	493	191	22.3	6.85	3.63	2.01	2.66	12.1	118	360	493	669	472	178	14.2	2.69	2.02	3.18
115	515	426	164	19.6	6.62	3.55	1.98	2.85	8.68	75.2	252	449	503	393	152	12.1	2.66	2.01	3.13
120	406	294	130	17.8	6.34	3.49	1.94	2.93	4.90	47.6	195	385	458	289	108	12.0	2.65	2.00	3.08
125	271	205	61.6	17.3	6.07	3.42	1.89	2.69	4.14	18.7	136	272	341	194	50.9	15.7	2.67	1.98	2.99
130	139	120	44.3	17.2	5.74	3.34	1.85	2.47	3.82	13.9	82.7	146	223	116	20.3	8.70	2.81	1.87	2.74
135	95.8	87.4	18.0	11.5	5.41	3.10	1.79	2.24	3.48	11.5	34.1	92.6	123	72.6	15.9	4.45	2.98	1.64	2.63
140	27.5	19.6	13.9	7.08	5.05	2.83	1.79	1.85	3.31	6.96	15.5	31.3	56.9	18.1	12.1	3.96	2.65	1.55	2.68
145	18.6	14.9	8.29	6.25	4.57	2.71	1.79	1.51	3.25	5.08	11.4	17.4	19.6	14.7	6.38	3.65	2.35	1.56	2.57
150	10.7	9.12	6.85	5.70	4.17	2.62	1.78	1.54	3.07	4.70	6.58	11.1	16.8	8.77	5.43	3.62	2.04	1.59	2.47
155	7.37	7.07	6.03	5.49	3.77	2.53	1.77	1.61	2.59	4.68	5.97	7.24	10.0	6.82	5.05	3.61	1.78	1.64	2.40
160	6.75	6.37	5.59	4.51	3.30	2.46	1.78	1.71	2.31	4.13	5.94	6.58	7.44	6.39	5.13	3.11	1.70	1.65	2.33
165	5.79	5.51	4.55	3.70	3.10	2.41	1.86	1.87	2.41	3.46	4.98	6.09	6.99	5.98	4.32	2.63	1.88	1.77	2.32
170	5.08	4.64	3.95	3.38	2.92	2.39	1.99	2.11	2.63	3.46	4.39	5.03	5.82	4.83	3.68	2.71	2.11	1.94	2.32
175	5.05	4.54	3.82	3.19	2.75	2.36	2.16	2.38	2.87	3.60	4.41	4.98	5.25	4.62	3.71	2.88	2.38	2.14	2.32
180	5.09	4.54	3.74	3.05	2.60	2.31	2.29	2.63	3.08	3.74	4.51	5.04	5.10	4.53	3.74	3.05	2.59	2.30	2.29

C Range: 0 - 360DEG  
 C Interval: 15.0DEG  
 Test Speed: HIGH  
 Temperature:25.3DEG  
 Operators:  
 Test Date:2022-03-02

γ Range: 0 - 180DEG  
 γ Interval: 1.0DEG  
 Test System:EVERFINE GO-2000B\_V1 SYSTEM V2.0.291  
 Humidity:65.0%  
 Test Distance:7.500m [K=1.0000]  
 Remarks:

LUMINOUS DISTRIBUTION INTENSITY DATA

Test:U:120.0V I:0.1573A P:18.44W PF:0.9768 Lamp Flux:1744.76x1 lm		
NAME:	TYPE:LED	WEIGHT:
SPEC.:	DIM.:	SERIAL No.:
MFR.:	SUR.:	PROTECTION ANGLE:

Table--2

UNIT: cd

C( DEG) γ (DEG)	285	300	315	330	345														
0	2.62	2.95	3.56	4.41	5.11														
5	2.64	3.05	3.69	4.51	5.24														
10	2.77	3.36	4.17	5.03	5.63														
15	2.97	3.84	4.55	5.49	6.28														
20	3.29	4.13	5.32	6.12	6.74														
25	3.60	4.72	5.72	6.46	7.30														
30	3.77	5.31	6.08	7.38	9.12														
35	4.04	5.62	6.99	13.3	16.9														
40	4.41	5.90	14.9	19.7	47.4														
45	4.74	6.40	16.2	52.9	108														
50	5.18	7.10	18.4	105	174														
55	5.65	10.3	37.3	170	266														
60	5.75	13.6	76.1	236	407														
65	5.65	17.0	114	318	562														
70	5.79	15.9	123	420	670														
75	5.93	16.7	163	499	790														
80	6.09	18.5	193	510	779														
85	6.20	23.8	202	482	1052														
90	6.24	20.9	220	514	791														
95	6.24	19.0	200	565	839														
100	6.20	19.7	188	474	943														
105	6.12	17.8	184	467	806														
110	6.04	18.2	173	438	545														
115	5.95	16.1	136	316	477														
120	5.79	12.8	97.6	251	419														
125	5.60	9.40	53.5	188	298														
130	5.33	8.11	20.4	111	192														
135	4.95	7.33	18.0	80.3	119														
140	4.43	6.51	11.9	18.1	54.1														
145	3.93	5.82	7.78	14.5	17.2														
150	3.60	5.18	6.64	8.68	11.4														
155	3.41	4.64	5.98	7.33	8.35														
160	3.24	4.25	5.96	6.56	7.29														
165	3.09	3.75	4.76	5.89	6.61														
170	2.93	3.51	4.18	4.91	5.44														
175	2.78	3.29	3.94	4.68	5.19														
180	2.62	3.09	3.75	4.51	5.05														

C Range: 0 - 360DEG  
 C Interval: 15.0DEG  
 Test Speed: HIGH  
 Temperature:25.3DEG  
 Operators:  
 Test Date:2022-03-02

γ Range: 0 - 180DEG  
 γ Interval: 1.0DEG  
 Test System:EVERFINE GO-2000B\_V1 SYSTEM V2.0.291  
 Humidity:65.0%  
 Test Distance:7.500m [K=1.0000]  
 Remarks: