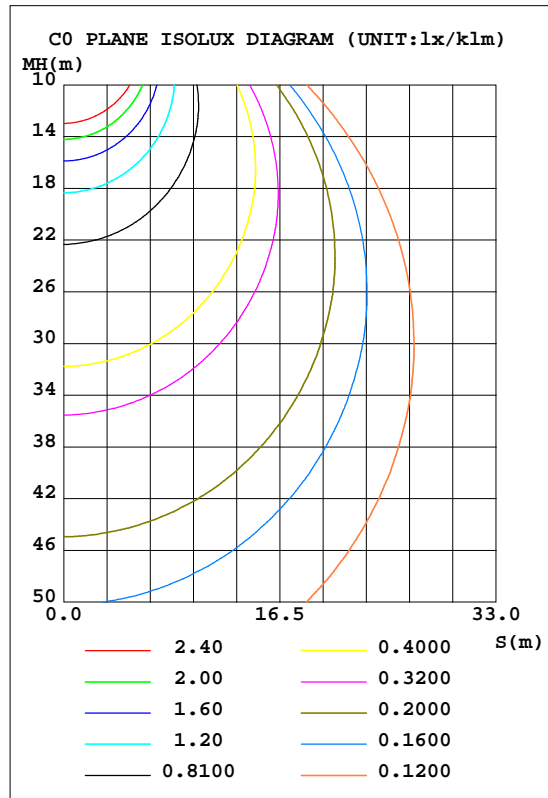
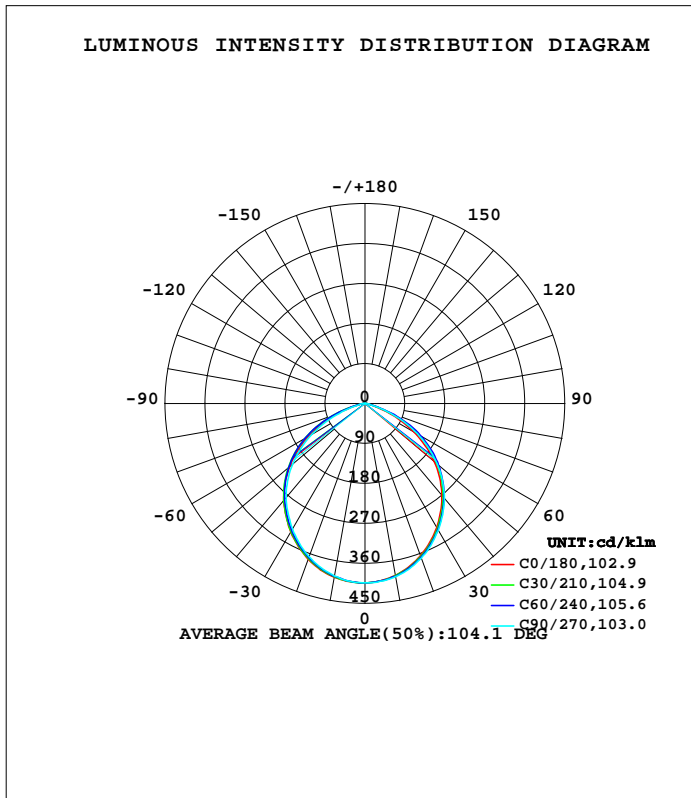


LUMINAIRE PHOTOMETRIC TEST REPORT

Test:U:120.19V I:0.1466A P:14.310W PF:0.8133 Freq:59.98Hz Lamp Flux:1024.49x1 lm		
NAME: LED DOWNLIGHT	TYPE:	WEIGHT:
SPEC.:	DIM.:	SERIAL No.:
MFR.: ASD LIGHTING CORP	SUR.:	Shielding Angle:

DATA OF LAMP		PHOTOMETRIC DATA Eff: 71.59 lm/W			
AERBERKS-6D15AC-WH(3000K)		I _{max} (cd/klm)	404.3	S/MH(C0/180)	1.24
NOMINAL POWER(W)	15	LOR(%)	100.0	S/MH(C90/270)	1.21
RATED VOLTAGE(V)	120	TOTAL FLUX(lm/klm)	1000.0	h UP,DN(C0-180)	0.5,49.5
NOMINAL FLUX(lm)	1024.49	CIE CLASS	DIRECT	h UP,DN(C180-360)	0.4,49.6
LAMPS INSIDE	1	h up(%)	0.9	CIBSE SHR NOM	1.25
TEST VOLTAGE(V)	120	h down(%)	99.1	CIBSE SHR MAX	1.35



C Range: 0 - 360DEG
 C Interval: 15.0DEG
 Test Speed: HIGH
 Temperature: 25.3DEG
 Operators:
 Test Date: 2022-03-12

g Range: 0 - 180DEG
 g Interval: 1.0DEG
 Test System: EVERFINE GO-2000B_V1 SYSTEM V2.00.426
 Humidity: 65.0%
 Test Distance: 8.000m [K=1.0438]
 Remarks:

ZONAL FLUX DIAGRAM

ZONAL FLUX DIAGRAM:

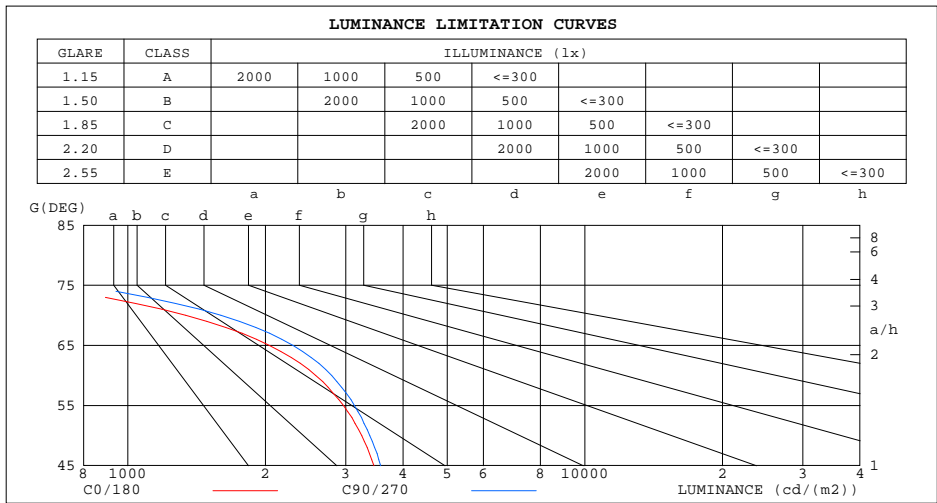
g	C0	C45	C90	C135	C180	C225	C270	C315	g	F zone	F total	%lum,lamp
10	392.7	394.6	395.7	396.9	397.3	395.5	394.5	392.9	0- 10	38.12	38.12	3.81,3.81
20	364.9	368.2	370.6	373.5	373.2	370.7	367.5	365.5	10- 20	108.3	146.4	14.6,14.6
30	322.7	327.2	329.9	334.7	334.1	330.7	326.2	323.8	20- 30	161.4	307.9	30.8,30.8
40	269.8	277.5	278.1	285.7	284.7	281.8	276.4	273.5	30- 40	190.5	498.4	49.8,49.8
50	203.7	219.1	212.5	228.9	221.5	226.1	213.1	216.6	40- 50	192.2	690.5	69.1,69.1
60	125.8	146.9	136.5	159.1	145.3	157.8	136.6	146.4	50- 60	162.5	853.1	85.3,85.3
70	44.67	61.98	53.40	75.98	62.35	75.64	54.70	62.41	60- 70	102.0	955.1	95.5,95.5
80	8.834	9.341	9.496	11.66	11.13	12.07	10.33	9.521	70- 80	31.11	986.2	98.6,98.6
90	0.2727	0.2780	0.2393	0.2350	0.7177	0.2578	0.1823	0.2299	80- 90	4.989	991.2	99.1,99.1
100	0.5932	0.5988	0.5411	0.5511	0.4408	0.4785	0.4700	0.5267	90-100	0.4016	991.6	99.2,99.2
110	1.000	0.9867	0.9482	0.9201	0.8191	0.8567	0.8677	0.9194	100-110	0.7551	992.3	99.2,99.2
120	1.450	1.408	1.375	1.337	1.250	1.259	1.294	1.331	110-120	1.115	993.4	99.3,99.3
130	1.843	1.782	1.763	1.715	1.643	1.637	1.735	1.700	120-130	1.378	994.8	99.5,99.5
140	2.192	2.141	2.122	2.065	1.982	1.987	2.103	2.060	130-140	1.476	996.3	99.6,99.6
150	2.508	2.490	2.453	2.443	2.327	2.365	2.416	2.567	140-150	1.408	997.7	99.8,99.8
160	2.792	2.768	2.760	2.726	2.653	2.672	2.693	2.730	150-160	1.196	998.9	99.9,99.9
170	2.992	2.998	2.995	2.966	2.906	2.925	2.957	2.989	160-170	0.8048	999.7	100,100
180	3.097	3.117	3.081	3.119	3.102	3.117	3.086	3.123	170-180	0.2888	1000	100,100
DEG	LUMINOUS INTENSITY:cd/klm									UNIT:lm/klm		

C Range: 0 - 360DEG
 C Interval: 15.0DEG
 Test Speed: HIGH
 Temperature:25.3DEG
 Operators:
 Test Date:2022-03-12

g Range: 0 - 180DEG
 g Interval: 1.0DEG
 Test System:EVERFINE GO-2000B_V1 SYSTEM V2.00.426
 Humidity:65.0%
 Test Distance:8.000m [K=1.0438]
 Remarks:

LUMINANCE LIMITATION CURVES

Test:U:120.19V I:0.1466A P:14.310W PF:0.8133 Freq:59.98Hz Lamp Flux:1024.49x1 lm		
NAME: LED DOWNLIGHT	TYPE:	WEIGHT:
SPEC.:	DIM.:	SERIAL No.:
MFR.: ASD LIGHTING CORP	SUR.:	Shielding Angle:



LUMINANCE cd/(m2)		
G(DEG)	C0/180	C90/270
85	418	425
80	521	560
75	646	791
70	1339	1599
65	2041	2297
60	2579	2795
55	2965	3135
50	3249	3386
45	3455	3574

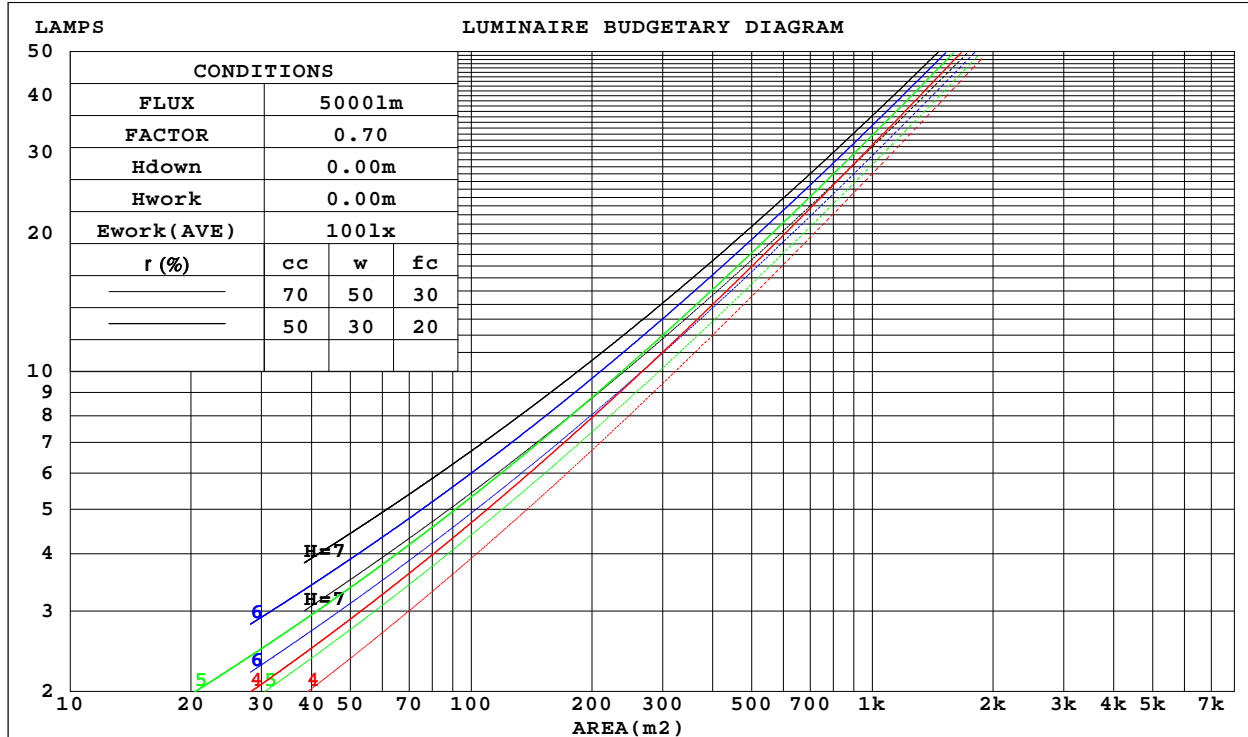
C Range: 0 - 360DEG
 C Interval: 15.0DEG
 Test Speed: HIGH
 Temperature: 25.3DEG
 Operators:
 Test Date: 2022-03-12

g Range: 0 - 180DEG
 g Interval: 1.0DEG
 Test System: EVERFINE GO-2000B_V1 SYSTEM V2.00.426
 Humidity: 65.0%
 Test Distance: 8.000m [K=1.0438]
 Remarks:

CU AND LUMINAIRE BUDGETARY ESTIMATE DIAGRAM

Test:U:120.19V I:0.1466A P:14.310W PF:0.8133 Freq:59.98Hz Lamp Flux:1024.49x1 lm		
NAME: LED DOWNLIGHT	TYPE:	WEIGHT:
SPEC.:	DIM.:	SERIAL No.:
MFR.: ASD LIGHTING CORP	SUR.:	Shielding Angle:

r _{cc}	80%			70%			50%			30%			10%			0
r _w	50%	30%	10%	50%	30%	10%	50%	30%	10%	50%	30%	10%	50%	30%	10%	0
r _{fc}	20%			20%			20%			20%			20%			0
RCR	RCR:Room Cavity Ratio			Coefficients of Utilization(CU)												
0.0	1.19	1.19	1.19	1.16	1.16	1.16	1.11	1.11	1.11	1.06	1.06	1.06	1.01	1.01	1.01	.99
1.0	1.06	1.02	.99	1.03	1.00	.97	.99	.96	.94	.95	.93	.91	.91	.90	.88	.86
2.0	.93	.87	.82	.91	.86	.81	.88	.83	.79	.84	.81	.77	.81	.78	.75	.73
3.0	.83	.75	.69	.81	.74	.68	.78	.72	.67	.75	.70	.66	.73	.68	.65	.63
4.0	.74	.65	.59	.72	.65	.59	.70	.63	.58	.67	.62	.57	.65	.60	.56	.54
5.0	.66	.58	.51	.65	.57	.51	.63	.56	.50	.61	.55	.50	.59	.53	.49	.47
6.0	.60	.51	.45	.59	.51	.45	.57	.50	.44	.55	.49	.44	.53	.48	.43	.41
7.0	.54	.46	.40	.53	.45	.40	.52	.45	.39	.50	.44	.39	.49	.43	.39	.37
8.0	.49	.41	.36	.49	.41	.35	.47	.40	.35	.46	.40	.35	.45	.39	.35	.33
9.0	.45	.37	.32	.45	.37	.32	.44	.37	.32	.43	.36	.32	.41	.36	.31	.30
10.0	.42	.34	.29	.41	.34	.29	.40	.34	.29	.39	.33	.29	.38	.33	.29	.27



C Range: 0 - 360DEG
 C Interval: 15.0DEG
 Test Speed: HIGH
 Temperature:25.3DEG
 Operators:
 Test Date:2022-03-12

g Range: 0 - 180DEG
 g Interval: 1.0DEG
 Test System:EVERFINE GO-2000B_V1 SYSTEM V2.00.426
 Humidity:65.0%
 Test Distance:8.000m [K=1.0438]
 Remarks:

WEC AND CCEC

Test:U:120.19V I:0.1466A P:14.310W PF:0.8133 Freq:59.98Hz Lamp Flux:1024.49x1 lm		
NAME: LED DOWNLIGHT	TYPE:	WEIGHT:
SPEC.:	DIM.:	SERIAL No.:
MFR.: ASD LIGHTING CORP	SUR.:	Shielding Angle:

r cc	80%			70%			50%			30%			10%			0
r w	50%	30%	10%	50%	30%	10%	50%	30%	10%	50%	30%	10%	50%	30%	10%	0
r fc	20%			20%			20%			20%			20%			0
RCR	RCR:Room Cavity Ratio						Wall Exitance Coefficients(WEC)									
0.0																
1.0	.270	.153	.049	.262	.150	.048	.249	.143	.046	.236	.136	.044	.225	.130	.042	
2.0	.262	.144	.044	.256	.141	.043	.244	.136	.042	.233	.131	.041	.223	.126	.040	
3.0	.248	.132	.039	.242	.130	.039	.231	.125	.038	.222	.121	.037	.213	.118	.036	
4.0	.232	.121	.035	.227	.119	.035	.218	.115	.034	.209	.112	.034	.201	.109	.033	
5.0	.217	.111	.032	.212	.109	.032	.204	.106	.031	.196	.104	.031	.189	.101	.030	
6.0	.203	.102	.029	.199	.100	.029	.192	.098	.029	.185	.096	.028	.178	.094	.028	
7.0	.190	.094	.027	.187	.093	.026	.180	.091	.026	.174	.089	.026	.168	.087	.026	
8.0	.178	.087	.025	.175	.086	.024	.169	.085	.024	.164	.083	.024	.158	.081	.024	
9.0	.168	.081	.023	.165	.080	.023	.160	.079	.022	.155	.078	.022	.150	.076	.022	
10.0	.158	.076	.021	.156	.075	.021	.151	.074	.021	.146	.073	.021	.142	.071	.021	

r cc	80%			70%			50%			30%			10%			0
r w	50%	30%	10%	50%	30%	10%	50%	30%	10%	50%	30%	10%	50%	30%	10%	0
r fc	20%			20%			20%			20%			20%			0
RCR	RCR:Room Cavity Ratio						Ceiling Cavity Exitance Coefficients(CCEC)									
0.0	.197	.197	.197	.169	.169	.169	.115	.115	.115	.066	.066	.066	.021	.021	.021	
1.0	.184	.163	.144	.158	.140	.124	.108	.096	.086	.062	.056	.050	.020	.018	.016	
2.0	.175	.139	.108	.150	.120	.094	.103	.083	.065	.059	.048	.038	.019	.016	.012	
3.0	.167	.121	.084	.143	.104	.073	.098	.073	.051	.057	.042	.030	.018	.014	.010	
4.0	.159	.107	.068	.137	.093	.059	.094	.065	.041	.054	.038	.025	.018	.012	.008	
5.0	.152	.097	.056	.131	.084	.049	.090	.059	.034	.052	.034	.020	.017	.011	.007	
6.0	.146	.089	.048	.125	.077	.041	.086	.054	.029	.050	.032	.017	.016	.010	.006	
7.0	.139	.082	.041	.120	.071	.036	.083	.050	.026	.048	.029	.015	.016	.010	.005	
8.0	.133	.076	.037	.114	.066	.032	.079	.046	.023	.046	.027	.013	.015	.009	.004	
9.0	.127	.071	.033	.110	.062	.029	.076	.043	.020	.044	.026	.012	.014	.008	.004	
10.0	.122	.067	.030	.105	.058	.026	.073	.041	.019	.042	.024	.011	.014	.008	.004	

C Range: 0 - 360DEG
 C Interval: 15.0DEG
 Test Speed: HIGH
 Temperature:25.3DEG
 Operators:
 Test Date:2022-03-12

g Range: 0 - 180DEG
 g Interval: 1.0DEG
 Test System:EVERFINE GO-2000B_V1 SYSTEM V2.00.426
 Humidity:65.0%
 Test Distance:8.000m [K=1.0438]
 Remarks:

UGR(Unified Glare Rating) Table

Test:U:120.19V I:0.1466A P:14.310W PF:0.8133 Freq:59.98Hz Lamp Flux:1024.49x1 lm										
NAME: LED DOWNLIGHT					TYPE:			WEIGHT:		
SPEC.:					DIM.:			SERIAL No.:		
MFR.: ASD LIGHTING CORP					SUR.:			Shielding Angle:		
ceiling/cavity	0.7	0.7	0.5	0.5	0.3	0.7	0.7	0.5	0.5	0.3
walls	0.5	0.3	0.5	0.3	0.3	0.5	0.3	0.5	0.3	0.3
working plane	0.2	0.2	0.2	0.2	0.2	0.2	0.2	0.2	0.2	0.2
Room dimensions	Viewed crosswise					Viewed endwise				
x = 2H y = 2H	15.5	17.1	15.9	17.4	17.7	16.1	17.6	16.4	17.9	18.3
3H	16.3	17.7	16.7	18.0	18.4	17.0	18.4	17.4	18.7	19.1
4H	16.3	17.6	16.7	18.0	18.4	17.1	18.3	17.5	18.7	19.1
6H	16.3	17.5	16.7	17.9	18.3	17.1	18.2	17.5	18.6	19.0
8H	16.3	17.4	16.7	17.8	18.3	17.0	18.2	17.5	18.6	19.0
12H	16.3	17.4	16.7	17.8	18.2	17.0	18.1	17.5	18.5	19.0
4H 2H	16.1	17.4	16.5	17.8	18.2	16.7	18.0	17.1	18.3	18.7
3H	17.0	18.0	17.4	18.4	18.9	17.8	18.8	18.2	19.2	19.7
4H	17.0	18.0	17.5	18.4	18.9	17.9	18.8	18.3	19.3	19.7
6H	17.0	17.9	17.5	18.3	18.8	17.9	18.7	18.4	19.2	19.7
8H	17.0	17.8	17.5	18.3	18.8	17.9	18.6	18.4	19.1	19.6
12H	17.0	17.7	17.5	18.2	18.7	17.9	18.6	18.4	19.0	19.5
8H 4H	17.1	17.8	17.5	18.3	18.8	18.0	18.7	18.4	19.2	19.7
6H	17.1	17.7	17.6	18.2	18.7	18.0	18.6	18.5	19.1	19.6
8H	17.1	17.6	17.6	18.2	18.7	18.0	18.5	18.5	19.1	19.6
12H	17.1	17.6	17.6	18.1	18.7	18.0	18.5	18.5	19.0	19.6
12H 4H	17.0	17.7	17.5	18.2	18.7	17.9	18.6	18.4	19.1	19.6
6H	17.1	17.6	17.6	18.1	18.7	18.0	18.5	18.5	19.0	19.6
8H	17.1	17.6	17.6	18.1	18.7	18.0	18.5	18.5	19.0	19.6
CIE190: 2010										

CIE190: 2010
Area: 0.1 m2

C Range: 0 - 360DEG
C Interval: 15.0DEG
Test Speed: HIGH
Temperature:25.3DEG
Operators:
Test Date:2022-03-12

g Range: 0 - 180DEG
g Interval: 1.0DEG
Test System:EVERFINE GO-2000B_V1 SYSTEM V2.00.426
Humidity:65.0%
Test Distance:8.000m [K=1.0438]
Remarks:

UTILIZATION FACTORS TABLE

Test:U:120.19V I:0.1466A P:14.310W PF:0.8133 Freq:59.98Hz Lamp Flux:1024.49x1 lm		
NAME: LED DOWNLIGHT	TYPE:	WEIGHT:
SPEC.:	DIM.:	SERIAL No.:
MFR.: ASD LIGHTING CORP	SUR.:	Shielding Angle:

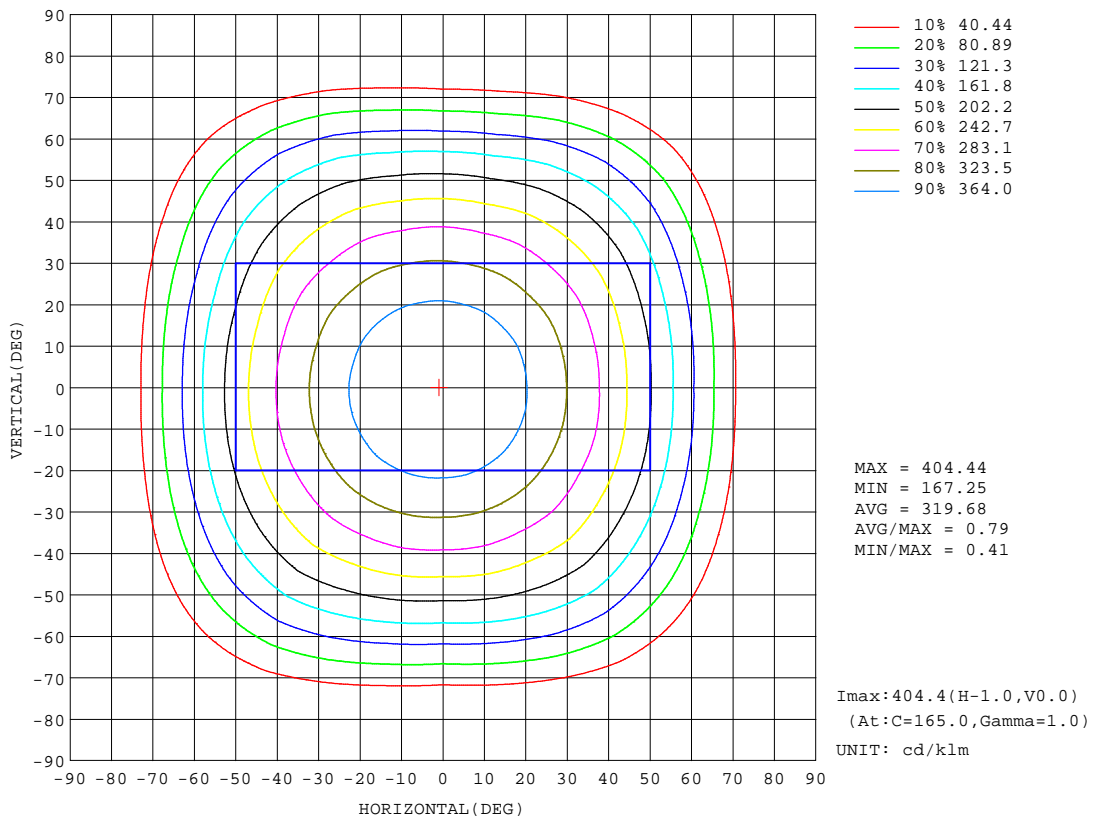
REFLECTANCE										
Ceiling	0.8	0.8	0.8	0.7	0.7	0.7	0.5	0.5	0.5	0
Walls	0.7	0.5	0.3	0.7	0.5	0.3	0.7	0.5	0.3	0
Working plane	0.2	0.2	0.2	0.2	0.2	0.2	0.2	0.2	0.2	0
ROOM INDEX	UTILIZATION FACTORS (PERCENT) $k(RI) \times RCR = 5$									
k = 0.60	60	49	42	59	49	42	58	48	42	36
0.80	71	60	53	69	59	52	68	58	52	45
1.00	79	69	62	78	68	62	76	69	61	54
1.25	86	77	70	85	76	70	82	74	69	62
1.50	91	82	76	89	81	75	86	79	74	67
2.00	98	90	84	96	89	83	92	86	82	74
2.50	101	94	89	99	93	88	95	90	86	78
3.00	104	98	93	102	97	92	98	94	90	82
4.00	108	103	99	105	101	97	101	98	94	86
5.00	110	106	102	107	104	101	103	100	97	88
ROOM INDEX	UF(total)									Direct
According to DIN EN 13032-2 2004			Suspended				SHRNOM = 1.25			

C Range: 0 - 360DEG
C Interval: 15.0DEG
Test Speed: HIGH
Temperature: 25.3DEG
Operators:
Test Date: 2022-03-12

g Range: 0 - 180DEG
g Interval: 1.0DEG
Test System: EVERFINE GO-2000B_V1 SYSTEM V2.00.426
Humidity: 65.0%
Test Distance: 8.000m [K=1.0438]
Remarks:

ISOCANDELA DIAGRAM

Test:U:120.19V I:0.1466A P:14.310W PF:0.8133 Freq:59.98Hz Lamp Flux:1024.49x1 lm		
NAME: LED DOWNLIGHT	TYPE:	WEIGHT:
SPEC.:	DIM.:	SERIAL No.:
MFR.: ASD LIGHTING CORP	SUR.:	Shielding Angle:



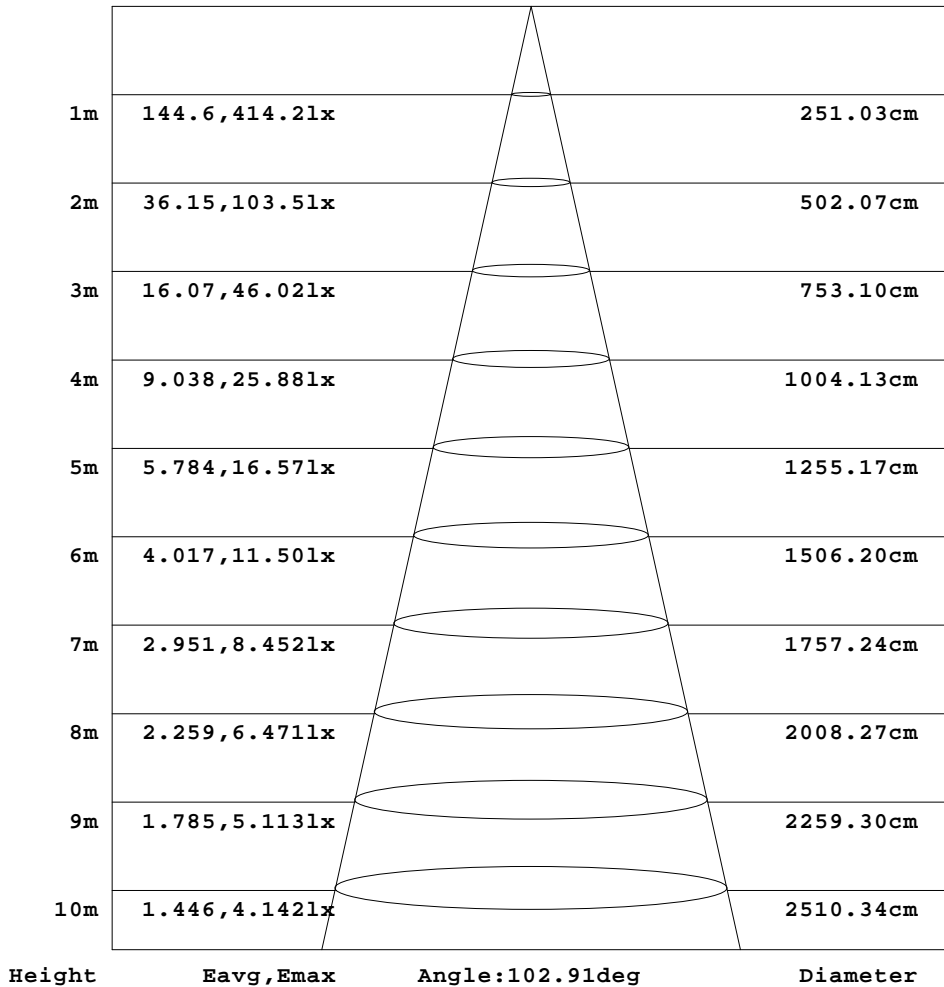
C Range: 0 - 360DEG
 C Interval: 15.0DEG
 Test Speed: HIGH
 Temperature: 25.3DEG
 Operators:
 Test Date: 2022-03-12

g Range: 0 - 180DEG
 g Interval: 1.0DEG
 Test System: EVERFINE GO-2000B_V1 SYSTEM V2.00.426
 Humidity: 65.0%
 Test Distance: 8.000m [K=1.0438]
 Remarks:

AAI Figure

Test:U:120.19V I:0.1466A P:14.310W PF:0.8133 Freq:59.98Hz Lamp Flux:1024.49x1 lm		
NAME: LED DOWNLIGHT	TYPE:	WEIGHT:
SPEC.:	DIM.:	SERIAL No.:
MFR.: ASD LIGHTING CORP	SUR.:	Shielding Angle:

Flux out:744.2 lm



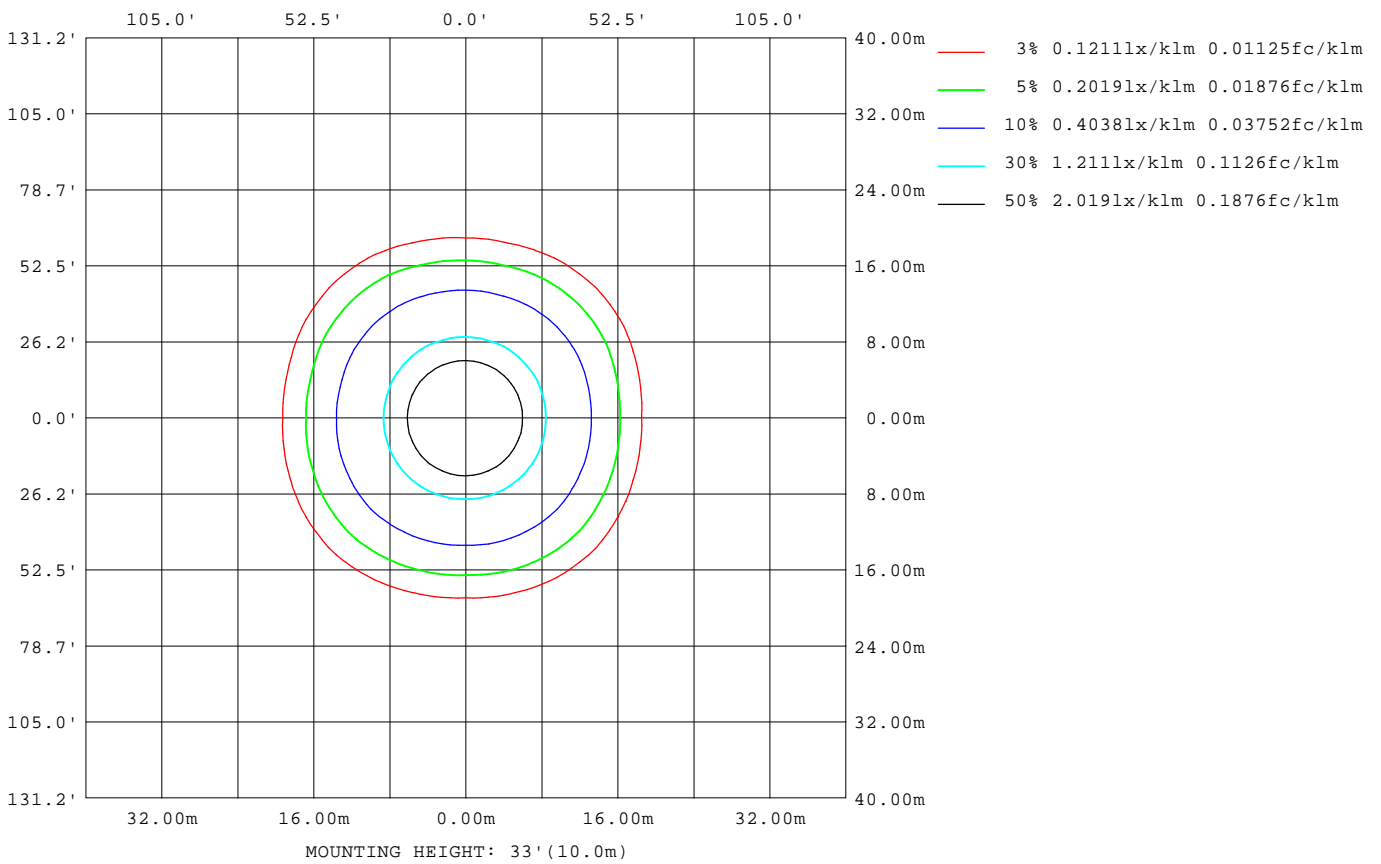
Note:The Curves indicate the illuminated area and the average illumination when the luminaire is at different distance.

C Range: 0 - 360DEG
 C Interval: 15.0DEG
 Test Speed: HIGH
 Temperature:25.3DEG
 Operators:
 Test Date:2022-03-12

g Range: 0 - 180DEG
 g Interval: 1.0DEG
 Test System:EVERFINE GO-2000B_V1 SYSTEM V2.00.426
 Humidity:65.0%
 Test Distance:8.000m [K=1.0438]
 Remarks:

ISOLUX DIAGRAM

Test:U:120.19V I:0.1466A P:14.310W PF:0.8133 Freq:59.98Hz Lamp Flux:1024.49x1 lm		
NAME: LED DOWNLIGHT	TYPE:	WEIGHT:
SPEC.:	DIM.:	SERIAL No.:
MFR.: ASD LIGHTING CORP	SUR.:	Shielding Angle:



C Range: 0 - 360DEG
 C Interval: 15.0DEG
 Test Speed: HIGH
 Temperature: 25.3DEG
 Operators:
 Test Date: 2022-03-12

g Range: 0 - 180DEG
 g Interval: 1.0DEG
 Test System: EVERFINE GO-2000B_V1 SYSTEM V2.00.426
 Humidity: 65.0%
 Test Distance: 8.000m [K=1.0438]
 Remarks:

LED Avg.L Report

Test:U:120.19V I:0.1466A P:14.310W PF:0.8133 Freq:59.98Hz Lamp Flux:1024.49x1 lm		
NAME: LED DOWNLIGHT	TYPE:	WEIGHT:
SPEC.:	DIM.:	SERIAL No.:
MFR.: ASD LIGHTING CORP	SUR.:	Shielding Angle:

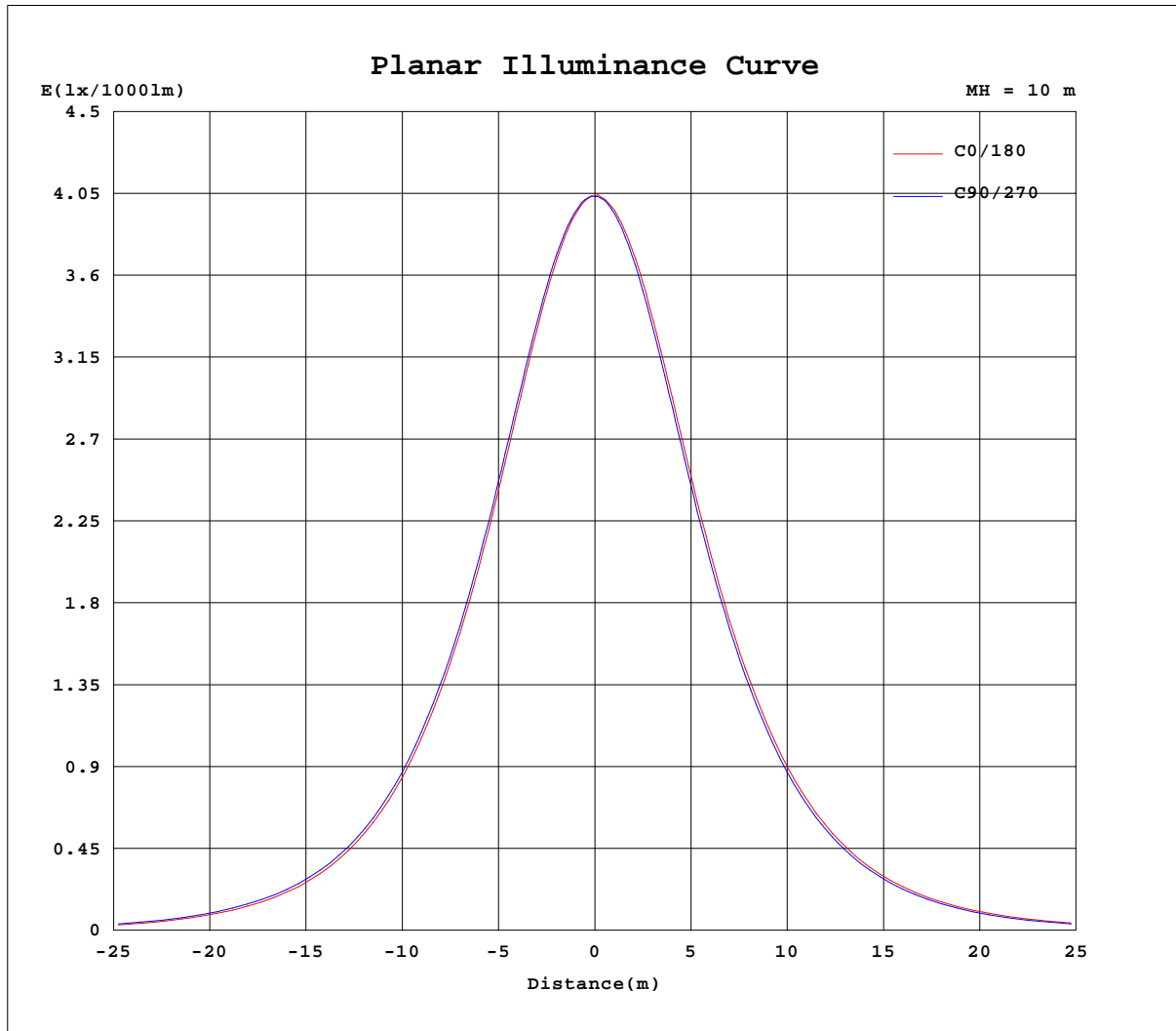
AvgL	cd/m2
L_0~180(65)av	2277
L_0~180(75)av	859
L_0~180(85)av	549
L_90~270(65)av	2300
L_90~270(75)av	842
L_90~270(85)av	470
L_45(65)av	2727
L_45(75)av	1199
L_45(85)av	513

Standard: GB/T 29293-2012

C Range: 0 - 360DEG
C Interval: 15.0DEG
Test Speed: HIGH
Temperature:25.3DEG
Operators:
Test Date:2022-03-12

g Range: 0 - 180DEG
g Interval: 1.0DEG
Test System:EVERFINE GO-2000B_V1 SYSTEM V2.00.426
Humidity:65.0%
Test Distance:8.000m [K=1.0438]
Remarks:

Planar Illuminance Curve



C Range: 0 - 360DEG
 C Interval: 15.0DEG
 Test Speed: HIGH
 Temperature: 25.3DEG
 Operators:
 Test Date: 2022-03-12

g Range: 0 - 180DEG
 g Interval: 1.0DEG
 Test System: EVERFINE GO-2000B_V1 SYSTEM V2.00.426
 Humidity: 65.0%
 Test Distance: 8.000m [K=1.0438]
 Remarks:

LUMINOUS DISTRIBUTION INTENSITY DATA

Test:U:120.19V I:0.1466A P:14.310W PF:0.8133 Freq:59.98Hz Lamp Flux:1024.49x1 lm		
NAME: LED DOWNLIGHT	TYPE:	WEIGHT:
SPEC.:	DIM.:	SERIAL No.:
MFR.: ASD LIGHTING CORP	SUR.:	Shielding Angle:

Table--1

UNIT: cd/klm

C(DEG) g (DEG)	0	15	30	45	60	75	90	105	120	135	150	165	180	195	210	225	240	255	270
0	404	404	404	404	404	404	404	404	404	404	404	404	404	404	404	404	404	404	404
5	400	401	400	401	401	402	402	403	402	402	402	403	402	402	402	402	401	401	401
10	393	393	393	395	395	396	396	397	397	397	397	398	397	397	397	395	395	395	394
15	381	382	383	383	384	385	385	386	386	388	388	388	388	386	386	385	384	383	383
20	365	366	367	368	368	370	371	372	372	374	373	374	373	372	372	371	370	368	368
25	345	346	348	349	350	351	352	353	354	356	356	356	355	354	354	352	351	349	348
30	323	324	326	327	328	330	330	331	333	335	334	335	334	333	333	331	330	328	326
35	297	300	301	303	303	305	305	307	309	311	310	311	310	309	309	308	306	303	302
40	270	273	274	277	277	279	278	282	283	286	285	286	285	283	285	282	281	277	276
45	238	242	244	250	248	249	247	251	254	258	257	257	255	253	257	255	254	248	246
50	204	208	212	219	217	216	213	218	222	229	226	224	221	221	226	226	224	216	213
55	166	170	176	185	183	179	176	181	188	196	193	189	185	185	192	194	191	181	177
60	126	130	139	147	145	141	136	142	151	159	156	150	145	146	156	158	155	143	137
65	84.2	88.3	97.0	106	105	99.5	94.8	101	111	119	116	109	104	106	115	119	114	102	95.0
70	44.7	48.2	54.9	62.0	61.6	57.8	53.4	59.5	68.9	76.0	73.6	67.9	62.4	64.7	73.4	75.6	71.7	61.4	54.7
75	16.3	18.1	21.2	25.1	24.4	22.4	20.0	24.1	29.8	35.2	33.9	30.7	27.1	28.7	34.2	35.2	32.8	26.5	22.5
80	8.83	9.19	9.37	9.34	9.58	10.0	9.50	10.6	10.8	11.7	11.6	11.7	11.1	11.6	11.9	12.1	11.5	11.1	10.3
85	3.55	3.66	3.51	3.60	3.39	3.58	3.62	3.99	4.28	4.96	5.52	6.00	5.79	5.91	5.84	5.38	5.15	4.53	4.37
90	0.27	0.27	0.28	0.28	0.27	0.24	0.24	0.23	0.24	0.24	0.26	0.48	0.72	0.62	0.49	0.26	0.20	0.19	0.18
95	0.42	0.41	0.43	0.43	0.41	0.39	0.37	0.36	0.40	0.38	0.37	0.34	0.28	0.30	0.30	0.32	0.32	0.32	0.31
100	0.59	0.59	0.60	0.60	0.58	0.56	0.54	0.54	0.55	0.55	0.53	0.51	0.44	0.46	0.46	0.48	0.48	0.47	0.47
105	0.79	0.79	0.79	0.80	0.78	0.75	0.74	0.72	0.73	0.72	0.71	0.70	0.62	0.64	0.64	0.66	0.67	0.67	0.66
110	1.00	1.00	1.00	0.99	0.98	0.96	0.95	0.94	0.93	0.92	0.91	0.90	0.82	0.83	0.83	0.86	0.86	0.86	0.87
115	1.22	1.21	1.22	1.20	1.19	1.17	1.16	1.14	1.14	1.13	1.12	1.11	1.03	1.05	1.04	1.05	1.06	1.07	1.08
120	1.45	1.43	1.43	1.41	1.40	1.38	1.37	1.36	1.35	1.34	1.33	1.32	1.25	1.26	1.26	1.26	1.28	1.29	1.29
125	1.65	1.63	1.62	1.60	1.59	1.59	1.58	1.56	1.55	1.54	1.53	1.53	1.46	1.46	1.46	1.46	1.50	1.50	1.54
130	1.84	1.81	1.80	1.78	1.78	1.76	1.76	1.73	1.72	1.72	1.71	1.72	1.64	1.65	1.63	1.64	1.68	1.71	1.74
135	2.02	1.99	1.98	1.97	1.96	1.95	1.95	1.92	1.90	1.90	1.90	1.91	1.81	1.82	1.82	1.81	1.82	1.92	1.95
140	2.19	2.18	2.16	2.14	2.13	2.13	2.12	2.09	2.07	2.07	2.09	2.08	1.98	1.99	1.99	1.99	2.00	2.01	2.10
145	2.35	2.34	2.33	2.32	2.31	2.28	2.30	2.27	2.25	2.26	2.27	2.26	2.16	2.17	2.17	2.17	2.16	2.18	2.20
150	2.51	2.50	2.49	2.49	2.47	2.45	2.45	2.42	2.42	2.44	2.42	2.42	2.33	2.33	2.34	2.36	2.38	2.35	2.42
155	2.77	2.64	2.65	2.63	2.63	2.61	2.63	2.59	2.58	2.58	2.59	2.58	2.52	2.54	2.51	2.56	2.56	2.50	2.58
160	2.79	2.78	2.81	2.77	2.76	2.76	2.76	2.73	2.72	2.73	2.74	2.74	2.65	2.68	2.66	2.67	2.67	2.68	2.69
165	2.90	2.90	2.90	2.89	2.90	2.89	2.89	2.86	2.85	2.85	2.86	2.86	2.79	2.81	2.79	2.80	2.82	2.83	2.85
170	2.99	2.98	2.99	3.00	3.01	3.00	2.99	2.96	2.97	2.97	2.97	2.98	2.91	2.93	2.93	2.93	2.92	2.94	2.96
175	3.07	3.05	3.06	3.09	3.08	3.07	3.06	3.05	3.04	3.06	3.06	3.05	3.02	3.01	3.05	3.05	3.03	3.03	3.03
180	3.10	3.09	3.10	3.12	3.11	3.08	3.08	3.08	3.10	3.12	3.11	3.11	3.10	3.09	3.10	3.12	3.11	3.09	3.09

C Range: 0 - 360DEG
 C Interval: 15.0DEG
 Test Speed: HIGH
 Temperature:25.3DEG
 Operators:
 Test Date:2022-03-12

g Range: 0 - 180DEG
 g Interval: 1.0DEG
 Test System:EVERFINE GO-2000B_V1 SYSTEM V2.00.426
 Humidity:65.0%
 Test Distance:8.000m [K=1.0438]
 Remarks:

LUMINOUS DISTRIBUTION INTENSITY DATA

Test:U:120.19V I:0.1466A P:14.310W PF:0.8133 Freq:59.98Hz Lamp Flux:1024.49x1 lm		
NAME: LED DOWNLIGHT	TYPE:	WEIGHT:
SPEC.:	DIM.:	SERIAL No.:
MFR.: ASD LIGHTING CORP	SUR.:	Shielding Angle:

Table--2

UNIT: cd/klm

C(DEG) g (DEG)	285	300	315	330	345														
0	404	404	404	404	404														
5	400	401	400	401	400														
10	393	393	393	393	394														
15	382	382	381	381	381														
20	366	366	365	366	365														
25	347	347	346	347	346														
30	325	325	324	324	323														
35	300	301	299	300	298														
40	274	276	273	274	272														
45	244	247	246	246	241														
50	211	216	217	214	208														
55	175	182	183	181	171														
60	137	144	146	143	132														
65	95.2	103	106	102	91.1														
70	55.0	61.0	62.4	59.9	51.0														
75	22.6	25.4	25.6	23.9	19.3														
80	10.4	10.2	9.52	9.60	9.24														
85	3.94	3.80	3.51	3.80	3.59														
90	0.20	0.21	0.23	0.23	0.22														
95	0.33	0.35	0.36	0.37	0.37														
100	0.49	0.51	0.53	0.53	0.53														
105	0.68	0.70	0.72	0.73	0.72														
110	0.89	0.91	0.92	0.92	0.93														
115	1.10	1.12	1.13	1.13	1.14														
120	1.32	1.37	1.33	1.34	1.34														
125	1.54	1.59	1.53	1.54	1.55														
130	1.73	1.79	1.70	1.72	1.73														
135	1.99	2.00	1.89	1.88	1.94														
140	2.05	2.06	2.06	2.06	2.08														
145	2.24	2.23	2.24	2.24	2.24														
150	2.39	2.43	2.57	2.41	2.42														
155	2.55	2.61	2.73	2.58	2.73														
160	2.72	2.72	2.73	2.73	2.74														
165	2.87	2.87	2.86	2.86	2.86														
170	2.98	2.99	2.99	2.97	2.97														
175	3.06	3.07	3.08	3.08	3.07														
180	3.09	3.10	3.12	3.12	3.10														

C Range: 0 - 360DEG
 C Interval: 15.0DEG
 Test Speed: HIGH
 Temperature:25.3DEG
 Operators:
 Test Date:2022-03-12

g Range: 0 - 180DEG
 g Interval: 1.0DEG
 Test System:EVERFINE GO-2000B_V1 SYSTEM V2.00.426
 Humidity:65.0%
 Test Distance:8.000m [K=1.0438]
 Remarks: