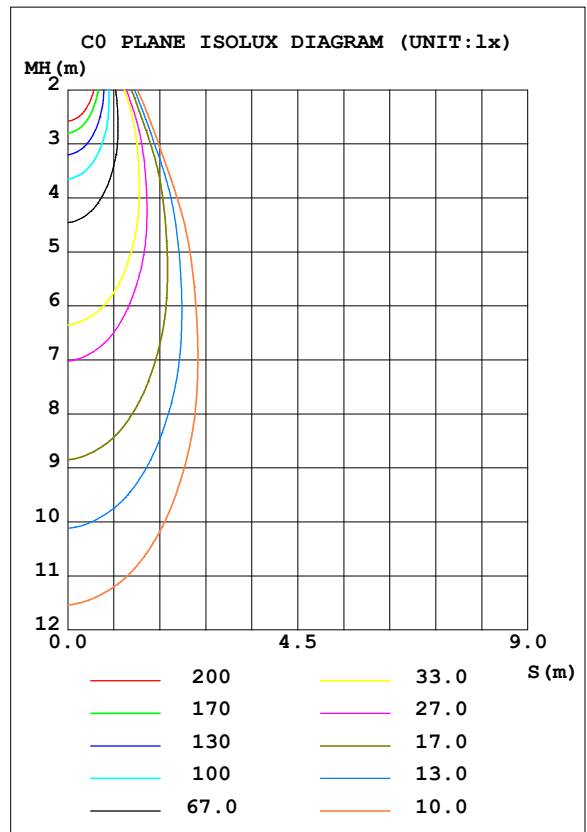
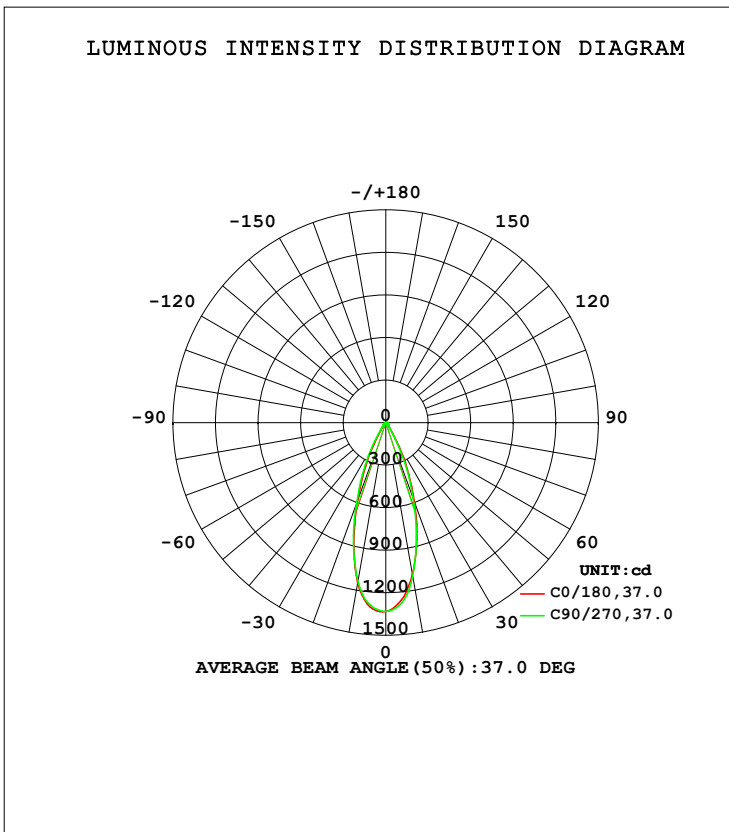


LUMINAIRE PHOTOMETRIC TEST REPORT

Test:U:120.01V I:0.0683A P:7.6900W PF:0.9532 Freq:59.98Hz Lamp Flux:609.457x1 lm		
NAME: ASD-CD-CR-2D8AC-CH/BK	TYPE:	WEIGHT:
SPEC.:4000K 90	DIM.:	SERIAL No.:
MFR.: ASD Lighting Corp	SUR.:	Shielding Angle:

DATA OF LAMP		PHOTOMETRIC DATA Eff: 79.25 lm/W			
MODEL		I _{max} (cd)	1334	S/MH (C0/180)	0.60
NOMINAL POWER (W)	8	LOR (%)	100.0	S/MH (C90/270)	0.62
RATED VOLTAGE (V)	120	TOTAL FLUX (lm)	609.46	<input type="checkbox"/> UP, DN (C0-180)	0.0, 48.2
NOMINAL FLUX (lm)	609.457	CIE CLASS	DIRECT	<input type="checkbox"/> UP, DN (C180-360)	0.0, 51.8
LAMPS INSIDE	1	<input type="checkbox"/> up (%)	0.0	CIBSE SHR NOM	0.50
TEST VOLTAGE (V)	120	<input type="checkbox"/> down (%)	100.0	CIBSE SHR MAX	0.65



C Range: 0 - 360DEG
 C Interval: 22.5DEG
 Test Speed: HIGH
 Temperature: 25.3DEG
 Operators:
 Test Date: 2021-10-20

Range: 0 - 90DEG
 Interval: 1.0DEG
 Test System: EVERFINE GO-SPEX500_V1 SYSTEM V2.00.421
 Humidity: 65.0%
 Test Distance: 3.080m [K=1.0000]
 Remarks:

ZONAL FLUX DIAGRAM

ZONAL FLUX DIAGRAM:

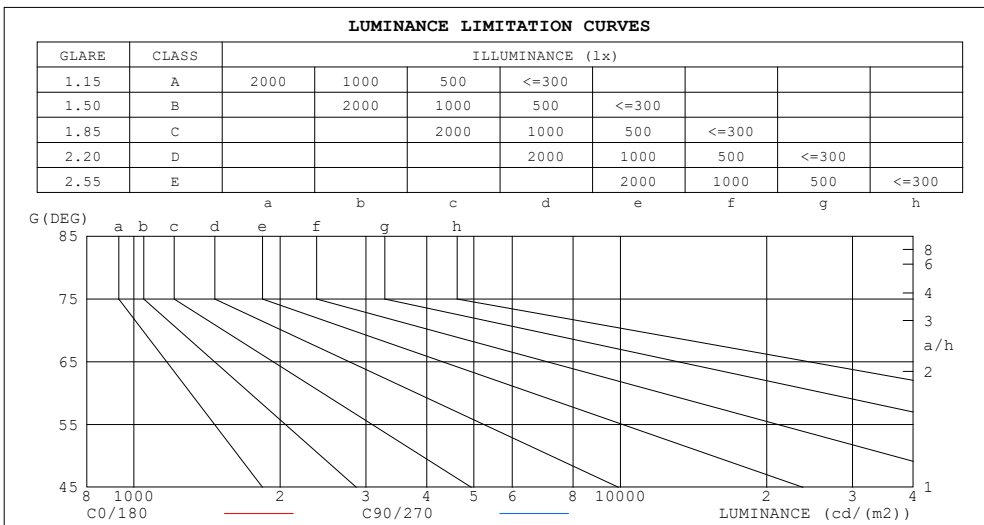
mm	C0	C45	C90	C135	C180	C225	C270	C315	mm	□ zone	□ total	%lum, lamp
10	1086	1089	1099	1132	1147	1151	1135	1106	0- 10	117.2	117.2	19.2,19.2
20	588.4	562.4	564.4	582.0	581.7	655.6	605.6	606.3	10- 20	236.4	353.6	58,58
30	159.3	141.2	134.2	129.2	136.8	198.5	185.5	189.3	20- 30	163.0	516.6	84.8,84.8
40	35.58	34.49	34.49	34.78	34.93	38.60	38.58	38.76	30- 40	46.03	562.7	92.3,92.3
50	19.55	19.05	19.16	19.61	20.31	20.59	20.85	20.52	40- 50	20.48	583.1	95.7,95.7
60	10.42	10.34	10.56	10.84	11.14	11.13	11.06	10.81	50- 60	13.04	596.2	97.8,97.8
70	5.394	5.390	5.579	5.819	6.008	6.005	5.906	5.653	60- 70	7.988	604.2	99.1,99.1
80	2.200	2.146	2.225	2.384	2.584	2.678	2.595	2.411	70- 80	4.163	608.3	99.8,99.8
90	0.0160	0.0120	0.0150	0.0107	0.0170	0.0147	0.0210	0.0187	80- 90	1.117	609.5	100,100
100									90-100			
110									100-110			
120									110-120			
130									120-130			
140									130-140			
150									140-150			
160									150-160			
170									160-170			
180									170-180			
DEG	LUMINOUS INTENSITY:cd									UNIT:lm		

C Range: 0 - 360DEG
 C Interval: 22.5DEG
 Test Speed: HIGH
 Temperature:25.3DEG
 Operators:
 Test Date:2021-10-20

□ Range: 0 - 90DEG
 □ Interval: 1.0DEG
 Test System:EVERFINE GO-SPEX500_V1 SYSTEM V2.00.421
 Humidity:65.0%
 Test Distance:3.080m [K=1.0000]
 Remarks:

LUMINANCE LIMITATION CURVES

Test:U:120.01V I:0.0683A P:7.6900W PF:0.9532 Freq:59.98Hz Lamp Flux:609.457x1 lm		
NAME: ASD-CD-CR-2D8AC-CH/BK	TYPE:	WEIGHT:
SPEC.:4000K 90	DIM.:	SERIAL No.:
MFR.: ASD Lighting Corp	SUR.:	Shielding Angle:



LUMINANCE cd/(m2)		
G (DEG)	C0/180	C90/270
85	39	97
80	114	115
75	126	130
70	142	147
65	162	167
60	188	190
55	217	216
50	274	268
45	325	319

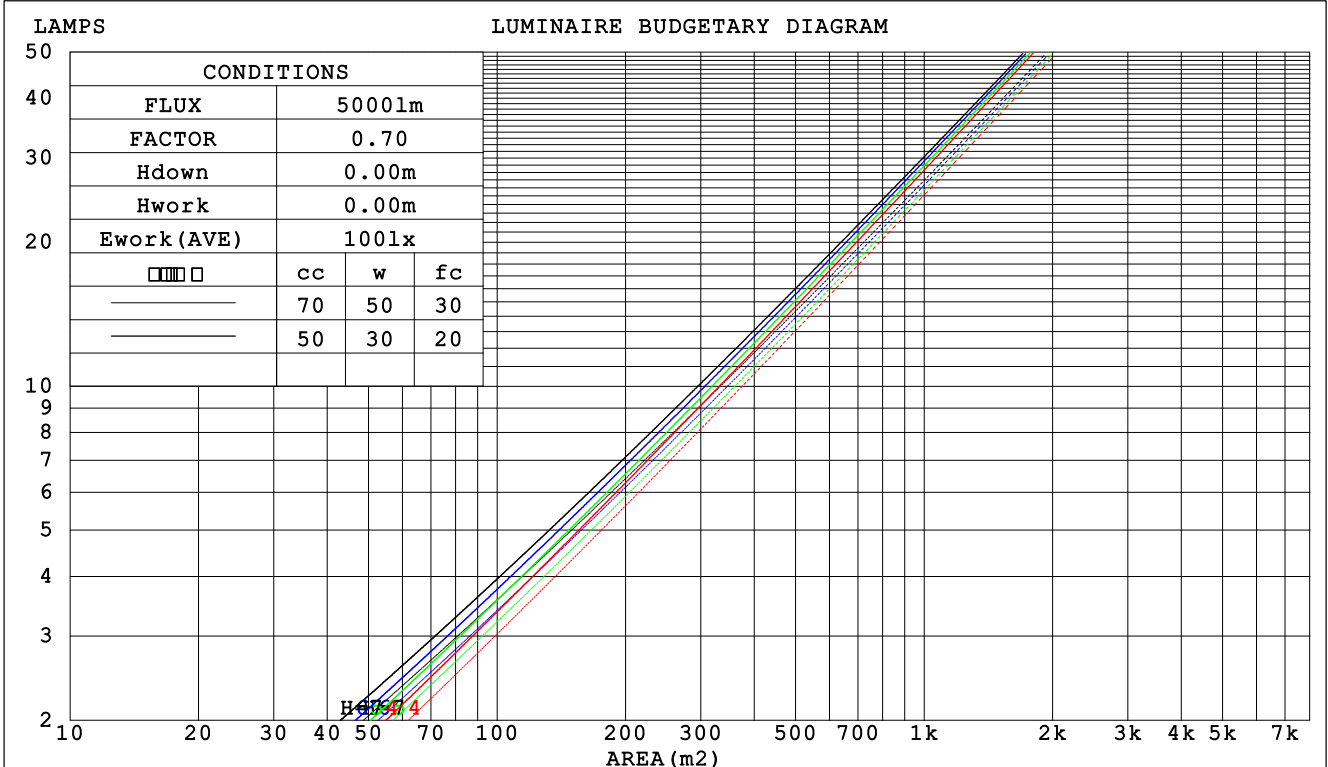
C Range: 0 - 360DEG
 C Interval: 22.5DEG
 Test Speed: HIGH
 Temperature:25.3DEG
 Operators:
 Test Date:2021-10-20

Range: 0 - 90DEG
 Interval: 1.0DEG
 Test System:EVERFINE GO-SPEX500_V1 SYSTEM V2.00.421
 Humidity:65.0%
 Test Distance:3.080m [K=1.0000]
 Remarks:

CU AND LUMINAIRE BUDGETARY ESTIMATE DIAGRAM

Test:U:120.01V I:0.0683A P:7.6900W PF:0.9532 Freq:59.98Hz Lamp Flux:609.457x1 lm		
NAME: ASD-CD-CR-2D8AC-CH/BK	TYPE:	WEIGHT:
SPEC.:4000K 90	DIM.:	SERIAL No.:
MFR.: ASD Lighting Corp	SUR.:	Shielding Angle:

□cc	80%			70%			50%			30%			10%			0
□w	50%	30%	10%	50%	30%	10%	50%	30%	10%	50%	30%	10%	50%	30%	10%	0
□fc	20%			20%			20%			20%			20%			0
RCR	RCR:Room Cavity Ratio						Coefficients of Utilization(CU)									
0.0	1.19	1.19	1.19	1.16	1.16	1.16	1.11	1.11	1.11	1.06	1.06	1.06	1.02	1.02	1.02	1.00
1.0	1.11	1.09	1.07	1.09	1.07	1.05	1.05	1.03	1.02	1.01	1.00	.99	.98	.97	.96	.94
2.0	1.04	1.01	.98	1.03	.99	.96	.99	.97	.94	.97	.94	.92	.94	.92	.90	.89
3.0	.98	.94	.90	.97	.93	.89	.94	.91	.88	.92	.89	.87	.90	.87	.85	.84
4.0	.93	.88	.84	.92	.87	.84	.90	.86	.83	.88	.85	.82	.86	.83	.81	.79
5.0	.88	.83	.79	.87	.82	.79	.86	.81	.78	.84	.80	.77	.82	.79	.77	.75
6.0	.84	.79	.75	.83	.78	.75	.82	.77	.74	.80	.77	.74	.79	.76	.73	.72
7.0	.80	.75	.71	.79	.74	.71	.78	.74	.71	.77	.73	.70	.76	.72	.70	.69
8.0	.77	.71	.68	.76	.71	.68	.75	.70	.67	.74	.70	.67	.73	.69	.67	.66
9.0	.73	.68	.65	.73	.68	.65	.72	.67	.64	.71	.67	.64	.70	.67	.64	.63
10.0	.70	.65	.62	.70	.65	.62	.69	.65	.62	.68	.64	.62	.68	.64	.61	.60



C Range: 0 - 360DEG
 C Interval: 22.5DEG
 Test Speed: HIGH
 Temperature:25.3DEG
 Operators:
 Test Date:2021-10-20

□ Range: 0 - 90DEG
 □ Interval: 1.0DEG
 Test System:EVERFINE GO-SPEX500_V1 SYSTEM V2.00.421
 Humidity:65.0%
 Test Distance:3.080m [K=1.0000]
 Remarks:

WEC AND CCEC

Test:U:120.01V I:0.0683A P:7.6900W PF:0.9532 Freq:59.98Hz Lamp Flux:609.457x1 lm		
NAME: ASD-CD-CR-2D8AC-CH/BK	TYPE:	WEIGHT:
SPEC.:4000K 90	DIM.:	SERIAL No.:
MFR.: ASD Lighting Corp	SUR.:	Shielding Angle:

<input type="checkbox"/> cc	80%	70%	50%	30%	10%	0
<input type="checkbox"/> w	50% 30% 10%	50% 30% 10%	50% 30% 10%	50% 30% 10%	50% 30% 10%	0
<input type="checkbox"/> fc	20%	20%	20%	20%	20%	0
RCR	RCR:Room Cavity Ratio		Wall Exitance Coefficients (WEC)			
0.0						
1.0	.168 .095 .030	.161 .092 .029	.149 .085 .027	.137 .079 .025	.126 .073 .024	
2.0	.158 .087 .027	.152 .084 .026	.142 .079 .024	.132 .074 .023	.123 .070 .022	
3.0	.148 .079 .024	.144 .077 .023	.135 .073 .022	.127 .069 .021	.119 .066 .020	
4.0	.140 .073 .021	.136 .071 .021	.128 .068 .020	.121 .065 .020	.115 .062 .019	
5.0	.132 .067 .019	.129 .066 .019	.122 .064 .019	.116 .061 .018	.110 .059 .018	
6.0	.125 .063 .018	.122 .062 .018	.116 .060 .017	.111 .058 .017	.106 .056 .017	
7.0	.119 .059 .017	.116 .058 .017	.111 .056 .016	.107 .055 .016	.102 .053 .016	
8.0	.113 .055 .016	.111 .055 .015	.107 .053 .015	.102 .052 .015	.099 .051 .015	
9.0	.108 .052 .015	.106 .052 .015	.102 .051 .014	.099 .049 .014	.095 .048 .014	
10.0	.104 .050 .014	.102 .049 .014	.098 .048 .014	.095 .047 .013	.092 .046 .013	

<input type="checkbox"/> cc	80%	70%	50%	30%	10%	0
<input type="checkbox"/> w	50% 30% 10%	50% 30% 10%	50% 30% 10%	50% 30% 10%	50% 30% 10%	0
<input type="checkbox"/> fc	20%	20%	20%	20%	20%	0
RCR	RCR:Room Cavity Ratio		Ceiling Cavity Exitance Coefficients (CCEC)			
0.0	.190 .190 .190	.163 .163 .163	.111 .111 .111	.064 .064 .064	.020 .020 .020	
1.0	.170 .157 .146	.146 .135 .125	.100 .093 .087	.057 .054 .050	.018 .017 .016	
2.0	.154 .133 .114	.132 .114 .099	.091 .079 .069	.052 .046 .040	.017 .015 .013	
3.0	.141 .113 .091	.121 .098 .079	.083 .068 .056	.048 .040 .033	.015 .013 .011	
4.0	.130 .099 .075	.111 .085 .065	.077 .059 .046	.044 .035 .027	.014 .011 .009	
5.0	.120 .087 .062	.103 .075 .054	.071 .052 .038	.041 .031 .023	.013 .010 .007	
6.0	.112 .077 .052	.097 .067 .045	.067 .047 .032	.039 .027 .019	.012 .009 .006	
7.0	.105 .069 .044	.091 .060 .038	.063 .042 .027	.036 .025 .016	.012 .008 .005	
8.0	.099 .063 .038	.085 .055 .033	.059 .038 .023	.034 .023 .014	.011 .007 .005	
9.0	.094 .057 .033	.081 .050 .029	.056 .035 .020	.033 .021 .012	.011 .007 .004	
10.0	.089 .053 .029	.077 .046 .025	.053 .032 .018	.031 .019 .011	.010 .006 .004	

C Range: 0 - 360DEG
 C Interval: 22.5DEG
 Test Speed: HIGH
 Temperature:25.3DEG
 Operators:
 Test Date:2021-10-20

Range: 0 - 90DEG
 Interval: 1.0DEG
 Test System:EVERFINE GO-SPEX500_V1 SYSTEM V2.00.421
 Humidity:65.0%
 Test Distance:3.080m [K=1.0000]
 Remarks:

UGR(Unified Glare Rating) Table

Test:U:120.01V I:0.0683A P:7.6900W PF:0.9532 Freq:59.98Hz Lamp Flux:609.457x1 lm										
NAME: ASD-CD-CR-2D8AC-CH/BK					TYPE:			WEIGHT:		
SPEC.:4000K 90					DIM.:			SERIAL No.:		
MFR.: ASD Lighting Corp					SUR.:			Shielding Angle:		
ceiling/cavity	0.7	0.7	0.5	0.5	0.3	0.7	0.7	0.5	0.5	0.3
walls	0.5	0.3	0.5	0.3	0.3	0.5	0.3	0.5	0.3	0.3
working plane	0.2	0.2	0.2	0.2	0.2	0.2	0.2	0.2	0.2	0.2
Room dimensions	Viewed crosswise					Viewed endwise				
x = 2H y = 2H	3.7	4.5	3.9	4.7	4.9	3.5	4.3	3.7	4.5	4.6
3H	4.3	5.1	4.5	5.3	5.5	4.2	4.9	4.4	5.1	5.3
4H	4.5	5.3	4.8	5.5	5.7	4.4	5.2	4.7	5.4	5.6
6H	4.7	5.4	5.0	5.6	5.9	4.6	5.3	4.9	5.6	5.8
8H	4.8	5.4	5.1	5.7	5.9	4.7	5.4	5.0	5.6	5.9
12H	4.7	5.4	5.0	5.6	5.9	4.7	5.4	5.0	5.6	5.9
4H 2H	3.9	4.7	4.2	4.9	5.1	3.7	4.5	4.0	4.7	4.9
3H	4.7	5.3	5.0	5.6	5.8	4.6	5.2	4.9	5.5	5.7
4H	5.0	5.6	5.4	5.9	6.2	4.9	5.5	5.3	5.8	6.1
6H	5.3	5.8	5.7	6.1	6.5	5.2	5.7	5.6	6.1	6.4
8H	5.4	5.8	5.7	6.2	6.6	5.3	5.8	5.7	6.2	6.5
12H	5.3	5.8	5.7	6.2	6.5	5.4	5.8	5.8	6.2	6.6
8H 4H	5.1	5.6	5.5	5.9	6.3	5.0	5.5	5.4	5.9	6.2
6H	5.5	5.9	5.9	6.3	6.7	5.4	5.8	5.8	6.2	6.6
8H	5.6	5.9	6.0	6.4	6.8	5.6	5.9	6.0	6.3	6.8
12H	5.6	5.9	6.1	6.4	6.8	5.7	6.0	6.2	6.4	6.9
12H 4H	5.1	5.5	5.5	5.9	6.3	5.0	5.4	5.4	5.8	6.2
6H	5.5	5.8	5.9	6.2	6.7	5.4	5.8	5.9	6.2	6.6
8H	5.6	5.9	6.1	6.4	6.8	5.6	5.9	6.1	6.3	6.8
Variations with the observer position at spacings:										
S = 1.0H	+ 0.6 / - 0.7					+ 0.5 / - 0.7				
1.5H	+ 0.8 / - 0.4					+ 0.7 / - 0.4				
2.0H	+ 1.0 / - 0.7					+ 1.0 / - 0.6				

CIE Pub.117, 609.5 lm Total Lamp Luminous Flux Correct (8log(F/F0) = -1.7)
 Area: 0.111111 m2

C Range: 0 - 360DEG
 C Interval: 22.5DEG
 Test Speed: HIGH
 Temperature:25.3DEG
 Operators:
 Test Date:2021-10-20

Range: 0 - 90DEG
 Interval: 1.0DEG
 Test System:EVERFINE GO-SPEX500_V1 SYSTEM V2.00.421
 Humidity:65.0%
 Test Distance:3.080m [K=1.0000]
 Remarks:

UTILIZATION FACTORS TABLE

Test:U:120.01V I:0.0683A P:7.6900W PF:0.9532 Freq:59.98Hz Lamp Flux:609.457x1 lm		
NAME: ASD-CD-CR-2D8AC-CH/BK	TYPE:	WEIGHT:
SPEC.:4000K 90	DIM.:	SERIAL No.:
MFR.: ASD Lighting Corp	SUR.:	Shielding Angle:

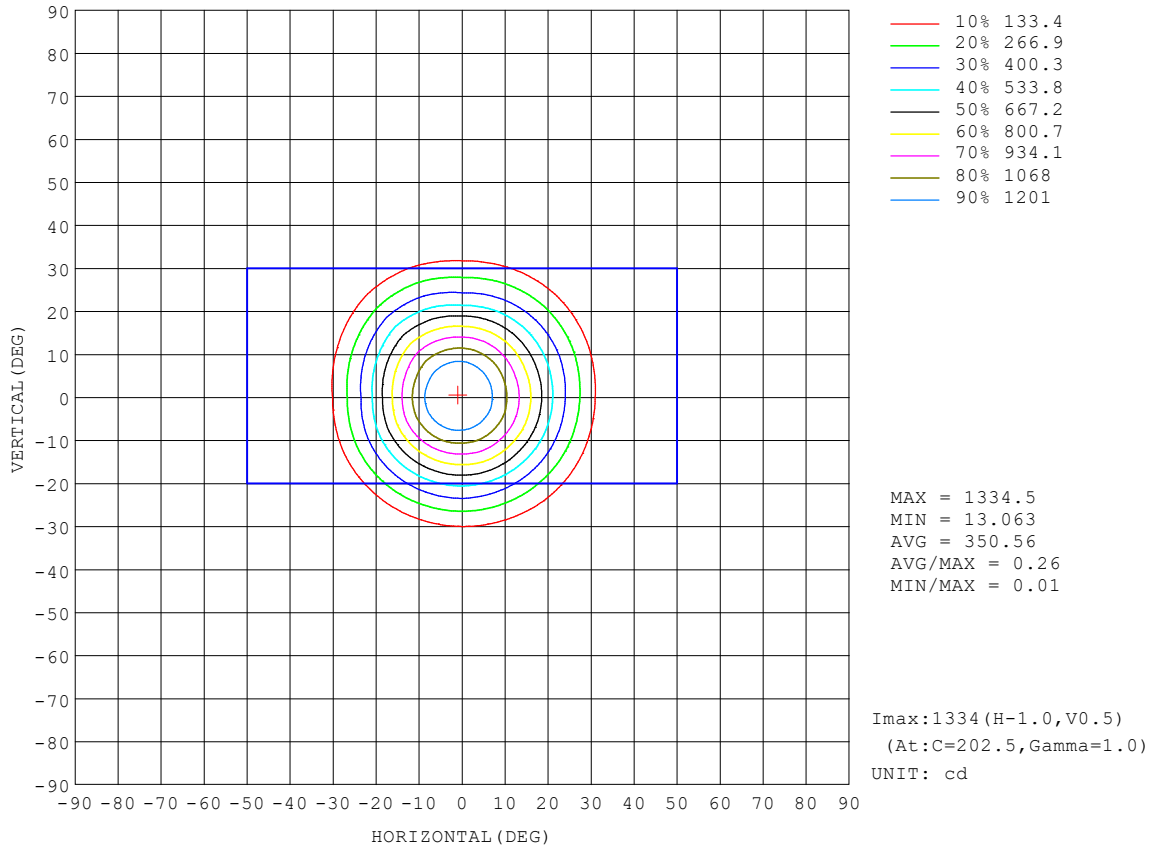
REFLECTANCE										
Ceiling	0.8	0.8	0.8	0.7	0.7	0.7	0.5	0.5	0.5	0
Walls	0.7	0.5	0.3	0.7	0.5	0.3	0.7	0.5	0.3	0
Working plane	0.2	0.2	0.2	0.2	0.2	0.2	0.2	0.2	0.2	0
ROOM INDEX	UTILIZATION FACTORS (PERCENT) $k(RI) \times RCR = 5$									
k = 0.60	87	80	77	86	80	76	85	80	76	73
0.80	94	88	84	94	88	84	92	87	84	80
1.00	99	93	89	98	92	89	96	92	88	84
1.25	103	97	94	102	97	93	100	96	93	88
1.50	105	100	97	104	100	97	102	98	95	91
2.00	108	104	101	107	103	100	104	101	98	93
2.50	110	106	103	108	105	102	105	102	100	94
3.00	111	108	105	110	107	104	106	104	102	95
4.00	114	111	108	112	109	107	108	106	104	97
5.00	115	113	111	113	111	109	109	107	106	98
ROOM INDEX	UF(total)									Direct
According to DIN EN 13032-2 2004			Suspended				SHRNOM = 1.25			

C Range: 0 - 360DEG
 C Interval: 22.5DEG
 Test Speed: HIGH
 Temperature:25.3DEG
 Operators:
 Test Date:2021-10-20

Range: 0 - 90DEG
 Interval: 1.0DEG
 Test System:EVERFINE GO-SPEX500_V1 SYSTEM V2.00.421
 Humidity:65.0%
 Test Distance:3.080m [K=1.0000]
 Remarks:

ISOCANDELA DIAGRAM

Test:U:120.01V I:0.0683A P:7.6900W PF:0.9532 Freq:59.98Hz Lamp Flux:609.457x1 lm		
NAME: ASD-CD-CR-2D8AC-CH/BK	TYPE:	WEIGHT:
SPEC.:4000K 90	DIM.:	SERIAL No.:
MFR.: ASD Lighting Corp	SUR.:	Shielding Angle:

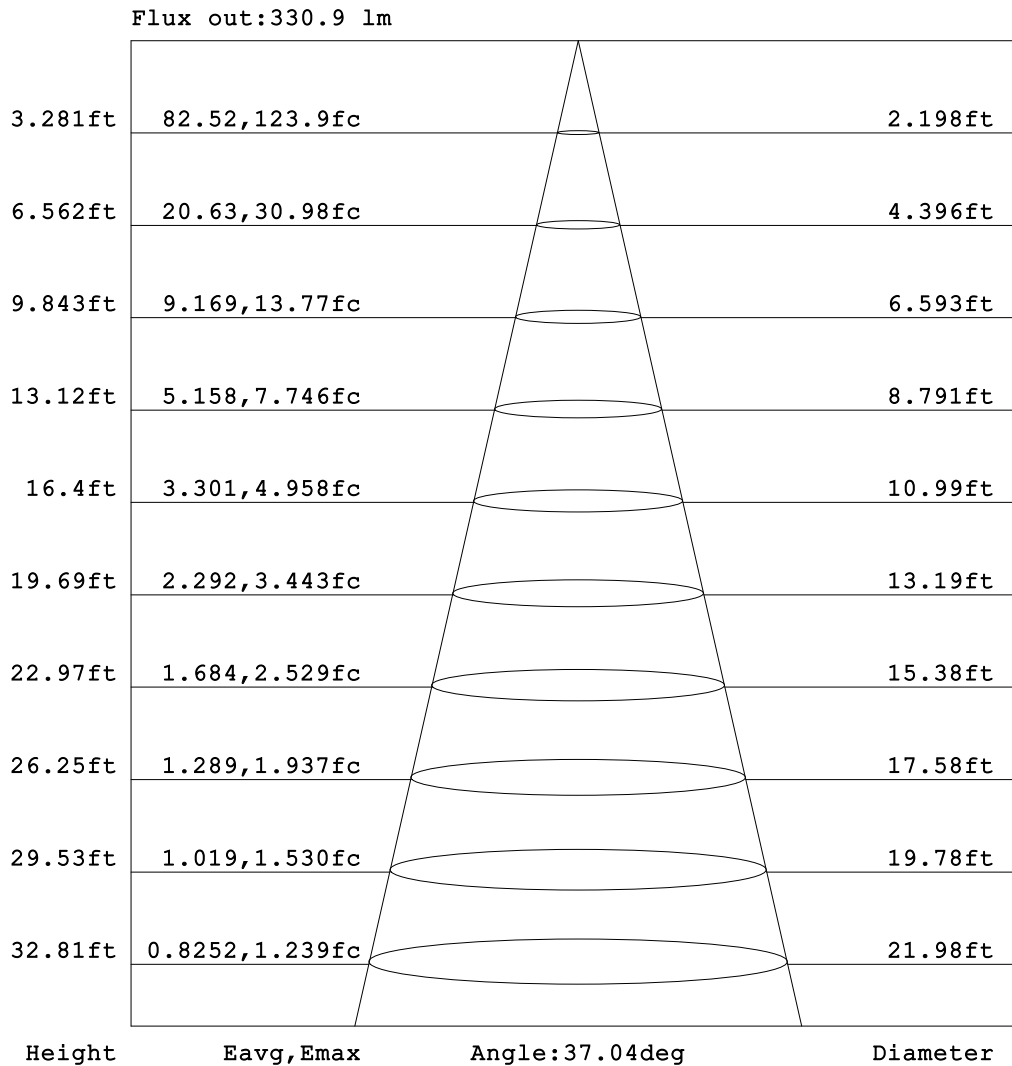


C Range: 0 - 360DEG
 C Interval: 22.5DEG
 Test Speed: HIGH
 Temperature:25.3DEG
 Operators:
 Test Date:2021-10-20

Range: 0 - 90DEG
 Interval: 1.0DEG
 Test System:EVERFINE GO-SPEX500_V1 SYSTEM V2.00.421
 Humidity:65.0%
 Test Distance:3.080m [K=1.0000]
 Remarks:

AAI Figure

Test:U:120.01V I:0.0683A P:7.6900W PF:0.9532 Freq:59.98Hz Lamp Flux:609.457x1 lm		
NAME: ASD-CD-CR-2D8AC-CH/BK	TYPE:	WEIGHT:
SPEC.:4000K 90	DIM.:	SERIAL No.:
MFR.: ASD Lighting Corp	SUR.:	Shielding Angle:



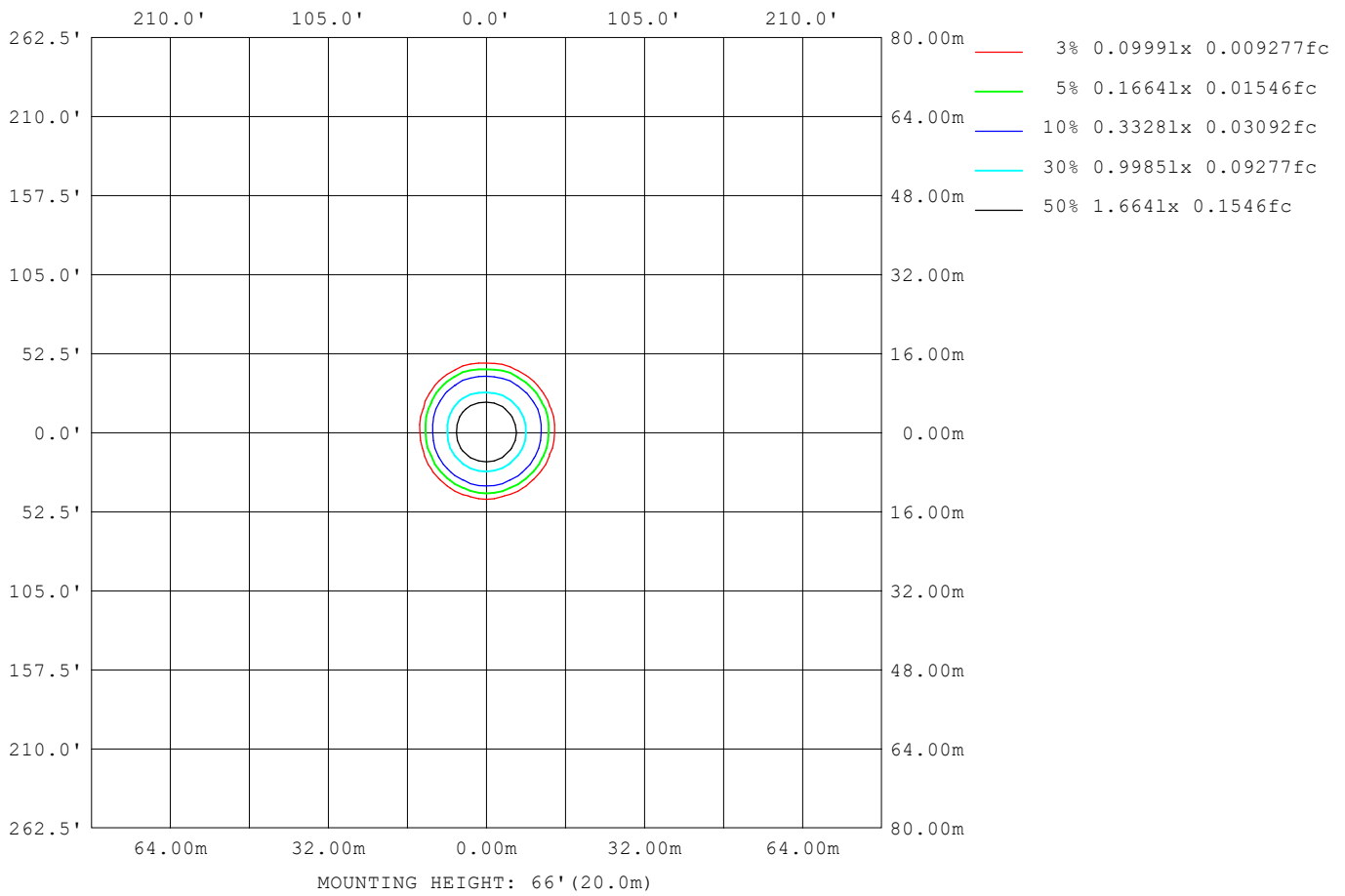
Note:The Curves indicate the illuminated area and the average illumination when the luminaire is at different distance.

C Range: 0 - 360DEG
 C Interval: 22.5DEG
 Test Speed: HIGH
 Temperature:25.3DEG
 Operators:
 Test Date:2021-10-20

Range: 0 - 90DEG
 Interval: 1.0DEG
 Test System:EVERFINE GO-SPEX500_V1 SYSTEM V2.00.421
 Humidity:65.0%
 Test Distance:3.080m [K=1.0000]
 Remarks:

ISOLUX DIAGRAM

Test:U:120.01V I:0.0683A P:7.6900W PF:0.9532 Freq:59.98Hz Lamp Flux:609.457x1 lm		
NAME: ASD-CD-CR-2D8AC-CH/BK	TYPE:	WEIGHT:
SPEC.:4000K 90	DIM.:	SERIAL No.:
MFR.: ASD Lighting Corp	SUR.:	Shielding Angle:



C Range: 0 - 360DEG
C Interval: 22.5DEG
Test Speed: HIGH
Temperature:25.3DEG
Operators:
Test Date:2021-10-20

Range: 0 - 90DEG
 Interval: 1.0DEG
Test System:EVERFINE GO-SPEX500_V1 SYSTEM V2.00.421
Humidity:65.0%
Test Distance:3.080m [K=1.0000]
Remarks:

LED Avg.L Report

Test:U:120.01V I:0.0683A P:7.6900W PF:0.9532 Freq:59.98Hz Lamp Flux:609.457x1 lm		
NAME: ASD-CD-CR-2D8AC-CH/BK	TYPE:	WEIGHT:
SPEC.:4000K 90	DIM.:	SERIAL No.:
MFR.: ASD Lighting Corp	SUR.:	Shielding Angle:

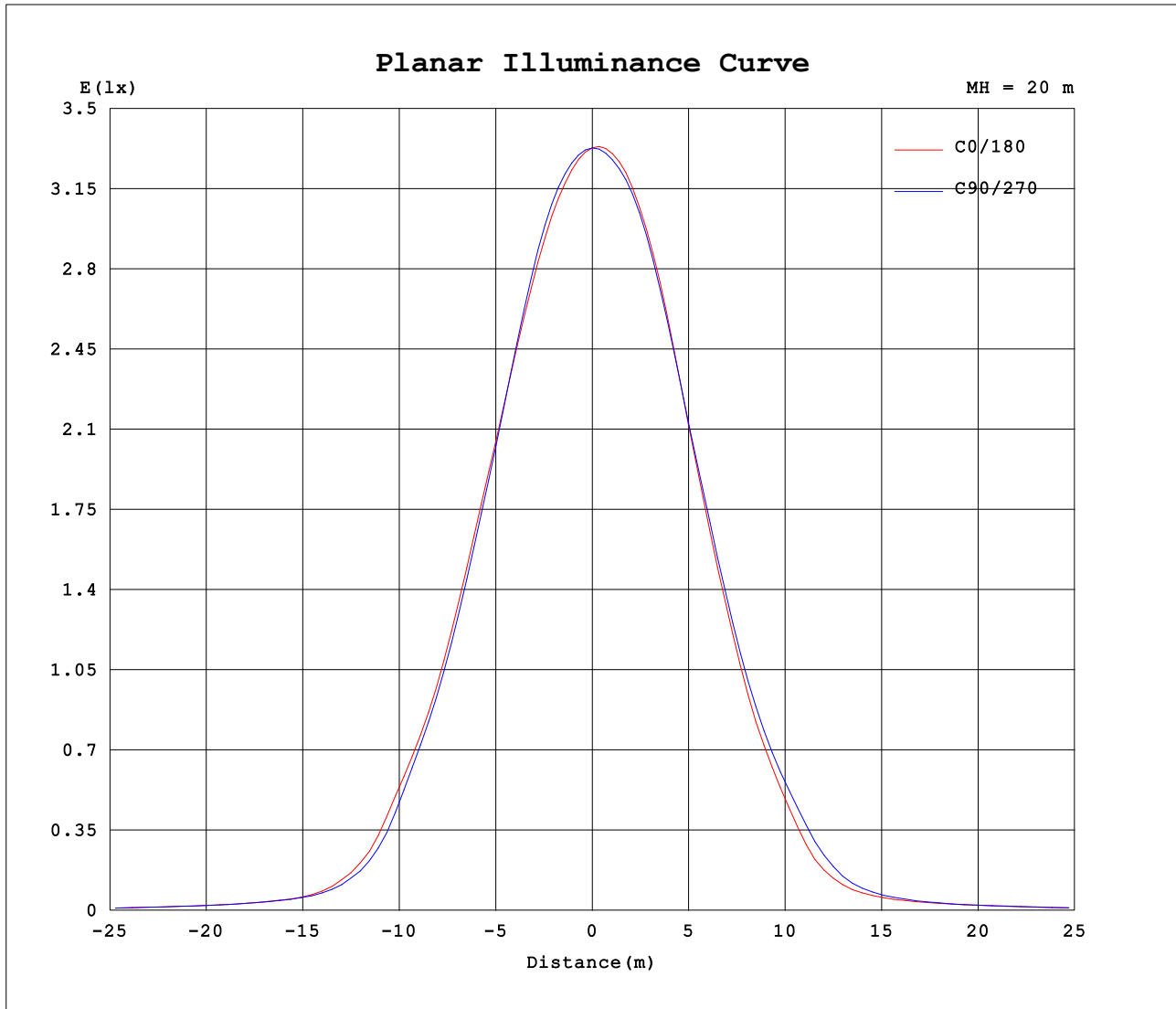
AvgL	cd/m2
L_0~180 (65) av	170
L_0~180 (75) av	135
L_0~180 (85) av	41
L_90~270 (65) av	171
L_90~270 (75) av	136
L_90~270 (85) av	103
L_45 (65) av	170
L_45 (75) av	135
L_45 (85) av	115

Standard: GB/T 29293-2012

C Range: 0 - 360DEG
 C Interval: 22.5DEG
 Test Speed: HIGH
 Temperature:25.3DEG
 Operators:
 Test Date:2021-10-20

Range: 0 - 90DEG
 Interval: 1.0DEG
 Test System:EVERFINE GO-SPEX500_V1 SYSTEM V2.00.421
 Humidity:65.0%
 Test Distance:3.080m [K=1.0000]
 Remarks:

Planar Illuminance Curve



C Range: 0 - 360DEG
 C Interval: 22.5DEG
 Test Speed: HIGH
 Temperature: 25.3DEG
 Operators:
 Test Date: 2021-10-20

Range: 0 - 90DEG
 Interval: 1.0DEG
 Test System: EVERFINE GO-SPEX500_V1 SYSTEM V2.00.421
 Humidity: 65.0%
 Test Distance: 3.080m [K=1.0000]
 Remarks:

